



**PARTS
CATALOGUE
CATALOGO
DE REPUESTOS**

F100BET'14 (60CF)



1N60C-200S1

()

F100BET
PARTS CATALOGUE
©2014 by Yamaha Motor Co., Ltd.
1st edition, June 2014
All rights reserved.
Any reprinting or unauthorized use
without the written permission of
Yamaha Motor Co., Ltd.
is expressly prohibited.
Printed in Japan.

F100BET
CATALOGO DE REPUESTOS
©2014 por Yamaha Motor Co., Ltd.
1ª edición, junio 2014
Todos los derechos reservados.
Toda reproducción o uso no autorizado
sin el consentimiento escrito de
Yamaha Motor Co., Ltd.
quedan expresamente prohibidos
Impreso en Japón.

FOREWORD

This Parts Catalogue is related to the parts for the model(s) on the cover page. When you are ordering replacement parts, please refer to this Parts Catalogue and quote both part numbers and part names correctly.

1. Modifications or additions which have been made after the issue of the Parts Catalogue will be announced in the Parts News.
It is advisable that you make the necessary corrections to the Parts Catalogue according to the Parts News.

2. Abbreviations

The following abbreviations are used in this Parts Catalogue.

“UR” Use specified parts number.

“UN” Use as many as needed.

“AP” Alternate Parts

“LM” Locally Made (Parts need to be ordered locally)

“F#” Frame No. (Applicable machine No.)

“O/S” Over Size

3. The number of components for assembly

- Parts, which are to be supplied in an assembly, are listed with a dot (.) in front of the part name as shown below.
- The numeral appearing to the right of each component part indicates the quantity of parts for each assembly unit.

PART NO.	DESCRIPTION	Q'TY	REMARKS
2F5-83310-60	FRONT FLASHER LIGHT ASSY	2	
115-83311-60	.BULB (6V-18W)	1	

4. Applicable colours of graphics are represented in the “REMARKS” as shown below.

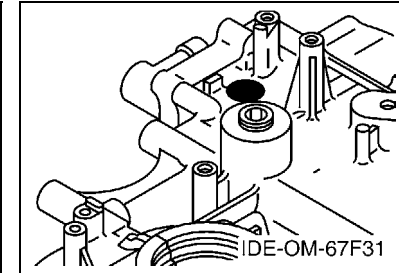
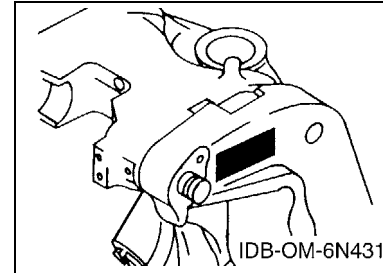
PART NO.	DESCRIPTION	Q'TY	REMARKS
2N4-24110-00-X5	FUEL TANK COMP.	2	MXR
3J1-24240-10	.GRAPHIC, FUEL TANK	1	FOR MXR

5. Note that the illustrations for reference in finding parts numbers are not to be used for assembling. When assembling, please use the applicable service manual.

6. The asterisk (*) before a reference number indicates modified items after the first edition.

7. Applicable Serial No.

Engine Serial No.



8. Applicable Engine Starting Serial No.

Model	Serial No.	Model	Serial No.
F100B	60C-1009582		

9. Applicable Colour Code

Abbreviation	Colour Name	Colour Code
DBN1	DARK BLUISH GRAY 1	008D

10. Quantity Column Information

Column No.	Name Of Q'ty Column	Applicable Model
1	60CF	F100BET

PROLOGO

Este catálogo de repuestos corresponde a las piezas para el o los modelos que figuran en la página de portada. Al formular el pedido de repuestos, se ruega citar este catálogo y especificar correctamente el número y el nombre de las piezas.

- Las modificaciones y agregados que se hayan realizado después de la edición de este Catálogo de Repuestos, serán anunciados en las Informaciones de Recambios. Es recomendable que se hagan las correcciones necesarias en el Catálogo de Repuestos de acuerdo con las Informaciones de Recambios.

2. Abreviaciones

En este. Catálogo de Repuestos se emplean las siguientes abreviaciones.

“UR” Usar el número de partes especificado

“UN” Usar la cantidad necesaria

“AP” Piezas sustitutivas

“LM” Fabricación local (Hay que pedir los repuestos en las cercanías)

“F#” N° de bastidor (N° aplicable a la máquina)

“O/S” Sobredimensionado

3. La cantidad de componentes para el montaje

- Los componentes, suministrados como conjunto, se describen con un punto (.) que precede al nombre del parte como se indica a continuación.
- La numeración que aparece a la derecha de cada descripción indica la cantidad de partes por cada unidad de conjunto.

CODIGO N°	DESCRIPCION	CANT.	OBSERVACIONES
2F5-83310-60	ENSAMBLAJE DE LA LUZ	2	
115-83311-60	.BOMBILLA (6V-18W)	1	

4. Los colores de los componentes se indican como sigue en la columna de “OBSERVACIONES”.

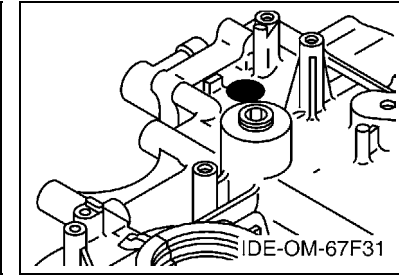
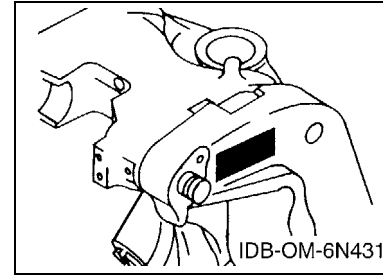
CODIGO N°	DESCRIPCION	CANT.	OBSERVACIONES
2N4-24110-00-X5	COMP. DEL TANQUE	2	MXR
3J1-24240-10	.GRAFICO, DEL TANQUE	1	PARA MXR

- Debe tenerse en cuenta que las ilustraciones sirven como guía para la búsqueda de los números de partes y no deben usarse para el montaje. Durante el montaje, se recomienda usar el manual de taller correspondiente.

- EL asterisco (*) antes del número de referencia indica los elementos modificados después de la primera edición.

7. Números de serie

N° de Serie del motor



8. Números de serie del motor

Modelo	N° de serie	Modelo	N° de serie
F100B	60C-1009582		

9. Códigos de color aplicables

Abreviatura	Nombre de color	Código de color
DBN1	DARK BLUISH GRAY 1	008D

10. Información para la columna de cantidades

Columna N°	Nombre de la columna de cantidades	Modelo aplicable
1	60CF	F100BET

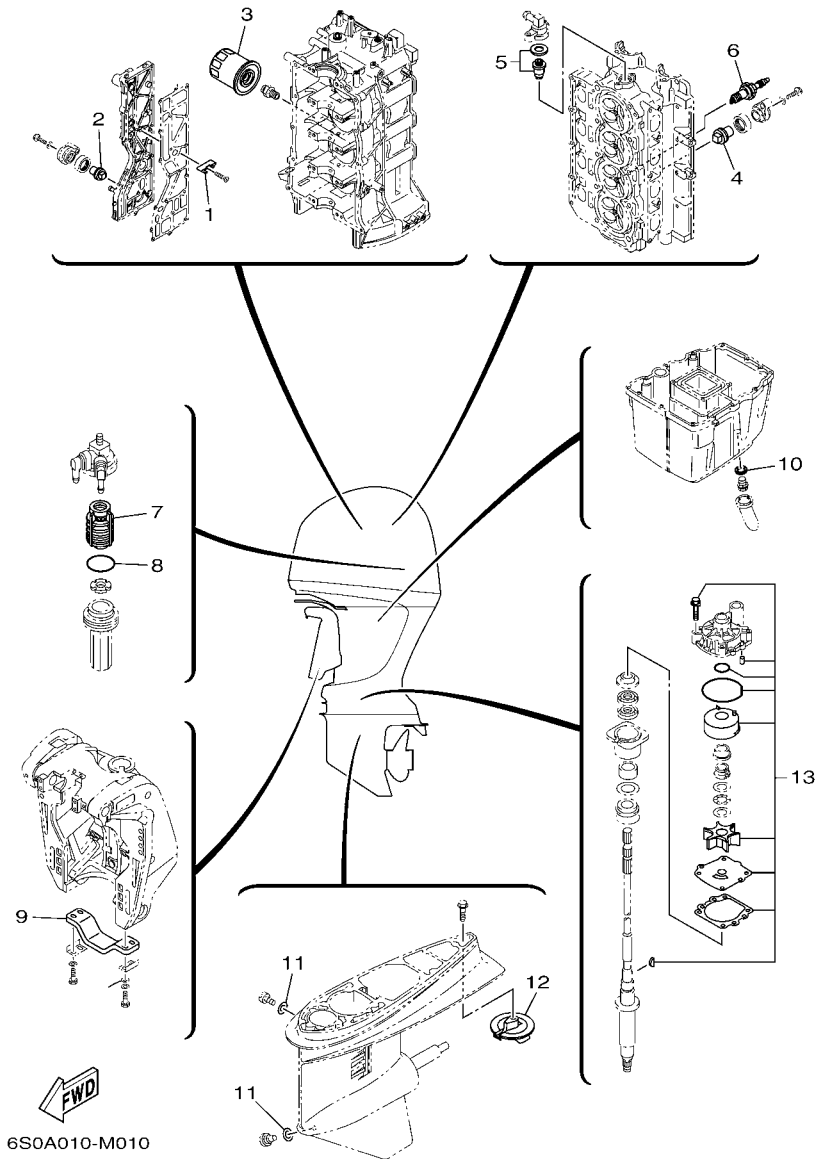
CONTENTS

SCHEDULED SERVICE PARTS	1
TOP COWLING	2
CYLINDER & CRANKCASE 1	3
CRANKSHAFT & PISTON	5
CYLINDER & CRANKCASE 2	6
VALVE	8
INTAKE	10
CARBURETOR 1	11
CARBURETOR 2	13
FUEL 1	14
FUEL 2	16
GENERATOR	17
ELECTRICAL 1	18
ELECTRICAL 2	20
ELECTRICAL 3	22
STARTING MOTOR	24
BOTTOM COWLING	26
CONTROL	29
BRACKET 1	31
BRACKET 2	33
POWER TRIM & TILT ASSY 1	35
POWER TRIM & TILT ASSY 2	37
UPPER CASING	39
OIL PAN	41
LOWER CASING & DRIVE 1	42
LOWER CASING & DRIVE 2	46
STEERING GUIDE	48
REMOTE CONTROL BOX	49
REMOTE CONTROL ASSY	50
METER	53
OPTIONAL PARTS 1	54
OPTIONAL PARTS 2	55
REPAIR KIT 1	56
REPAIR KIT 2	57
REPAIR KIT 3	58
INDEX	
NUMERICAL INDEX	60

CONTENIDO

PARTES DE REPUESTO TEMPORALES	1
SOPORTE SUPERIOR	2
CILINDRO & CARTER 1	3
CIGUENAL & PISTON	5
CILINDRO & CARTER 2	6
VALVULA	8
ADMISION	10
CARBURADOR 1	11
CARBURADOR 2	13
COMBUSTIBLE 1	14
COMBUSTIBLE 2	16
GENERADOR	17
EQUIPO ELECTRICO 1	18
EQUIPO ELECTRICO 2	20
EQUIPO ELECTRICO 3	22
MOTOR DE ARRANQUE	24
CUBIERTA INFERIOR	26
CONTROL	29
SOPORTE 1	31
SOPORTE 2	33
COMPONER Y PODER VARILLA 1	35
COMPONER Y PODER VARILLA 2	37
FUNDA SUPERIOR	39
OIL PAN	41
IMPULSOR E INFERIOR 1	42
IMPULSOR E INFERIOR 2	46
DIRECCIONGUIAR	48
CONTROL REMOTO COMPLETO	49
CONTROL REMOTO COMPL	50
MEDIDOR	53
PARTES OPCIONALES 1	54
PARTES OPCIONALES 2	55
ESTUCHE REPARATION 1	56
ESTUCHE REPARATION 2	57
ESTUCHE REPARATION 3	58
INDICE	
INDICE NUMERICO	60

FIG. 1 SCHEDULED SERVICE PARTS PARTES DE REPUESTO TEMPORALES



6S0A010-M010

REF. NO.	PART NO. CODIGO Nº	DESCRIPTION DESCRIPCION	60CF				REMARKS OBSERVACIONES
1	6E5-11325-00	ANODE ANODO	3				
2	67F-11325-01	ANODE ANODO	1				
3	5GH-13440-30	ELEMENT ASSY, OIL CLEANER ELEMENTO FILTRO DE ACEITE	1				
4	67F-11325-01	ANODE ANODO	2				
5	67F-12411-01	THERMOSTAT TERMOSTAT	1				
6	94702-00391	PLUG, SPARK (NGK LFR5A-11) BUJIA (NGK LFR5A-11)	4				
7	61N-24563-10	ELEMENT, FILTER ELEMENTO DEL FILTRO	1				
8	93210-32738	O-RING ANILLO O	1				
9	6G5-45251-02	ANODE CATODE	1				
10	90430-14M09	GASKET JUNTA	1				
11	90430-08020	GASKET JUNTA	2				
12	6E5-45371-01	TAB-TRIM QUILLA ESTABILIZADOR	1				
13	60C-W0078-00	WATER PUMP REPAIR KIT ESTUCHE REPARACION BOMBA AGUA	1				

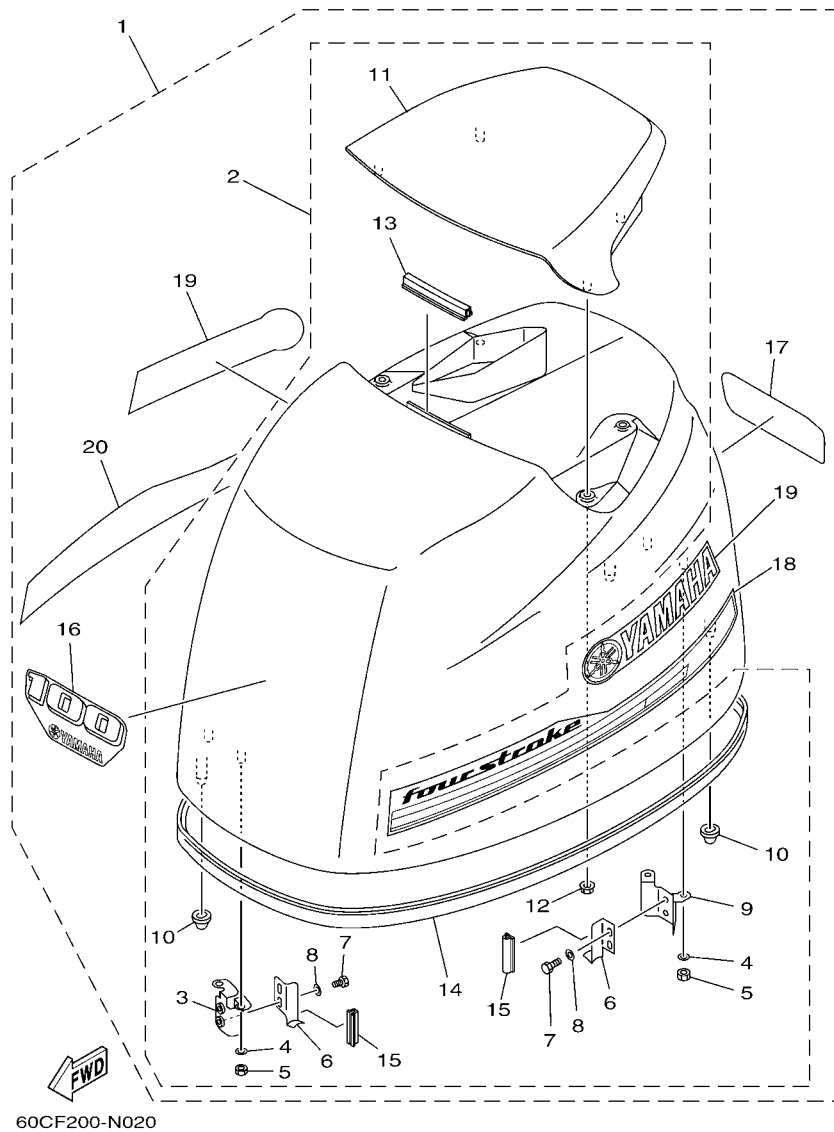


FIG. 2 TOP COWLING

SOPORTE SUPERIOR

REF. NO.	PART NO. CODIGO Nº	DESCRIPTION DESCRIPCION	60CF				REMARKS OBSERVACIONES
1	60C-42610-20	TOP COWLING ASSY SOPORTE SUPERIOR COMPL.	1				
2	67F-4261A-00	..TOP COWLING W/O GRAPHICS ..SOPORTE SUPERIOR SIN GRAFICOS	1				
3	67F-42647-00	..HOLDER, CLAMP BAND ..MORDAZA DE ABRAZADERA	1				
4	92990-06100	..WASHER, SPRING ..ARANDELA PLANA	4				
5	95380-06600	..NUT, HEXAGON ..TUERCA	4				
6	68V-42652-00	..HOOK ..GANCHO	2				
7	97095-06012	..BOLT ..PERNO	4				
8	92995-06600	..WASHER ..ARANDELA	4				
9	67F-42649-00	..HOLDER, CLAMP BAND ..MORDAZA DE ABRAZADERA	1				
10	67F-42662-00	..DAMPER ..AMORTIGUADOR	3				
11	67F-42613-00-8D	..MOLDING, AIR DUCT ..MOLDURA CONDUCTO AIRE	1				
12	90179-06M24	..NUT ..TUERCA	4				
13	61N-42628-00	..SEAL ..SELLO DE GOMA	1				
14	67F-42615-00	..SEAL ..SELLO	1				
15	67F-42628-00	..SEAL ..SELLO DE GOMA	2				
16	60C-42677-10	..GRAPHIC, FRONT ..CALCAMONIA FRONTAL	1				
17	60C-42678-10	..GRAPHIC, REAR ..CALCAMONIA TRASERA	1				
18	6D6-42675-00	..GRAPHIC, SIDE 1 ..CALCAMONIA LATERAL 1	1				
19	6D6-42681-00	..MARK, COWLING ..MARCA DE CUBIERTA	2				
20	6D6-42676-00	..GRAPHIC, SIDE 2 ..CALCAMONIA LATERAL 2	1				

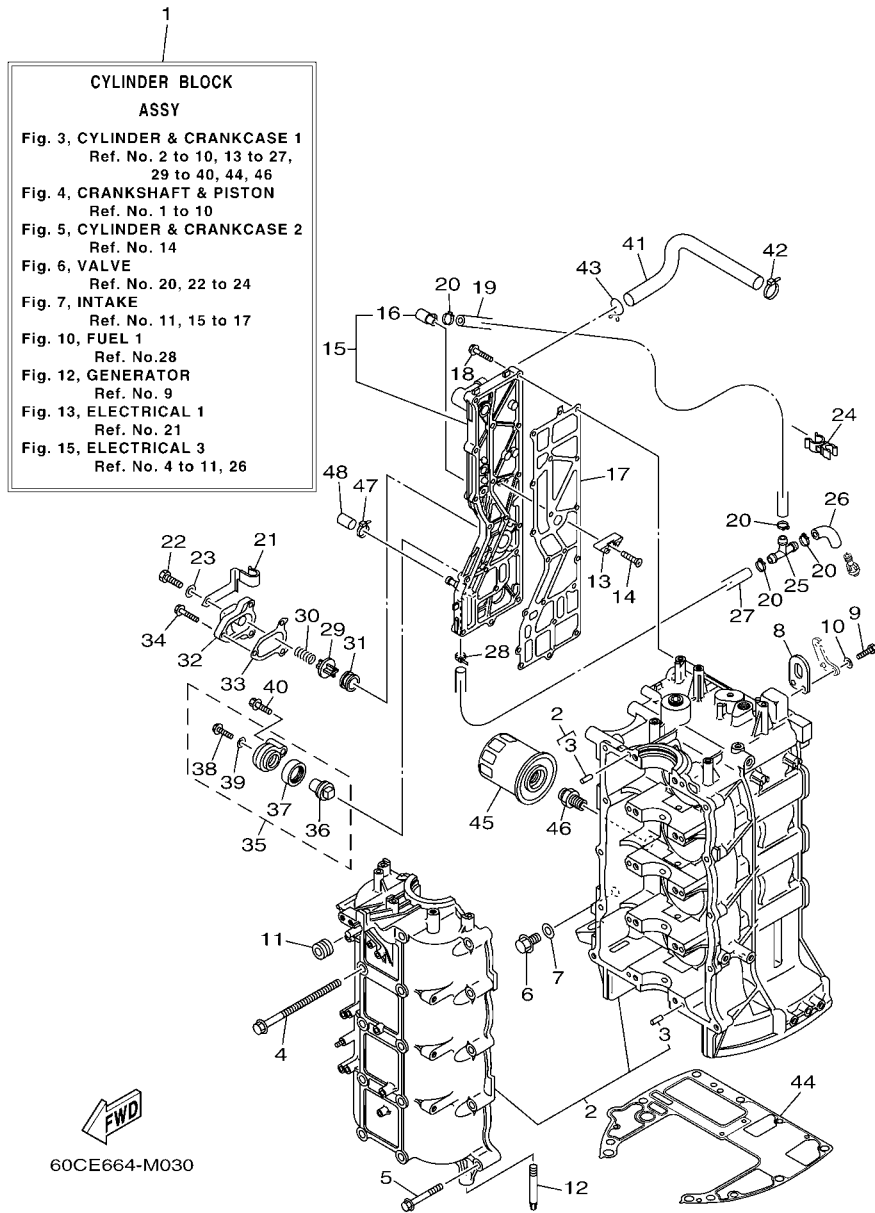


FIG. 3 CYLINDER & CRANKCASE 1 CILINDRO & CARTER 1

REF. NO.	PART NO. CODIGO Nº	DESCRIPTION DESCRIPCION	60CF				REMARKS OBSERVACIONES
1	60C-W009B-08-9S	CYLINDER BLOCK ASSY CILINDRO BLOQUE COMPLETO	1				
2	67F-15100-04	CRANKCASE ASSY CARTER COMPLETO	1				
3	93606-12019	.PIN, DOWEL .PASADOR DE CLAVIJA	10				
4	90119-10M88	BOLT, WITH WASHER TORNILLO CON ARANDELA	10				
5	90119-08M66	BOLT, WITH WASHER TORNILLO CON ARANDELA	10				
6	90340-14M06	PLUG, STRAIGHT SCREW TORNILLO, DE DRENAJE	1				
7	90430-14115	GASKET JUNTA	1				
8	62Y-11119-00	HANGER, ENGINE SOPORTE DEL MOTOR	2				
9	97095-06020	BOLT PERNO	4				
10	92995-06600	WASHER ARANDELA	4				
11	90480-12314	GROMMET TAPON	1				
12	67F-15142-00	GUIDE 1 GUIA 1.	2				
13	6E5-11325-00	ANODE ANODO	3				
14	98780-04016	SCREW, FLAT HEAD TORNILLO CABEZA PLANA	3				
15	67F-41113-50-9S	OUTER COVER, EXHAUST CUBOERTA EXTERIOR DE ESCAPE	1				
16	676-11372-00	.NIPPLE, HOSE .NIPLE DE MANGUERA	1				
17	67F-41114-A2	GASKET, EXHAUST OUTER COVER EMPAQUE	1				
18	90119-06MA4	BOLT, WITH WASHER TORNILLO CON ARANDELA	18				
19	90445-10024	HOSE (L360) TUBO (L360)	1				
20	90465-11M10	CLAMP BRIDA	4				
21	90462-10060	CLAMP BRIDA	1				
22	97095-06012	BOLT PERNO	1				
23	92995-06600	WASHER ARANDELA	1				
24	90464-10010	CLAMP BRIDA	1				
25	688-24378-00	PIPE, JOINT 3 TUBO DE UNION 3	1				
26	61A-24316-00	PIPE 6 TUBO 6	1				
27	90445-10016	HOSE (L280) TUBO (L280)	1				

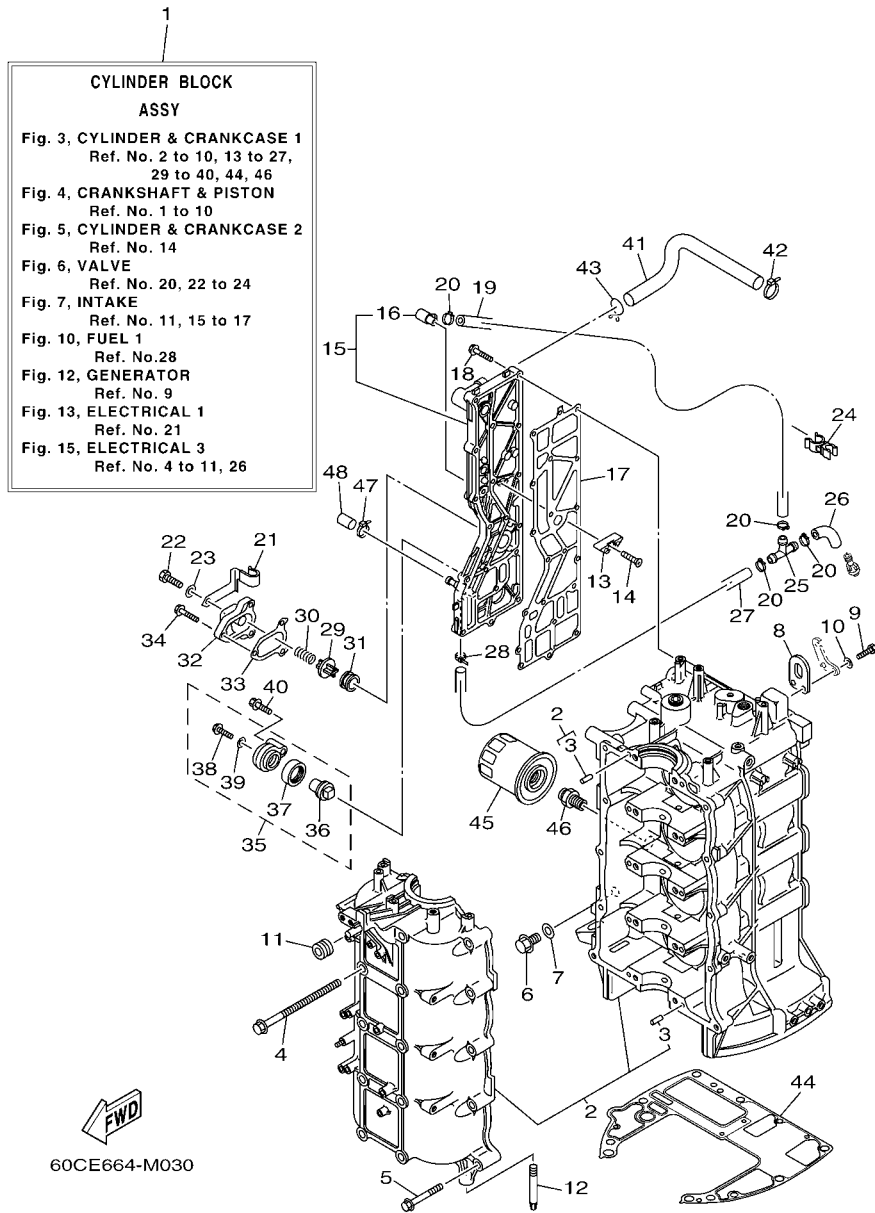
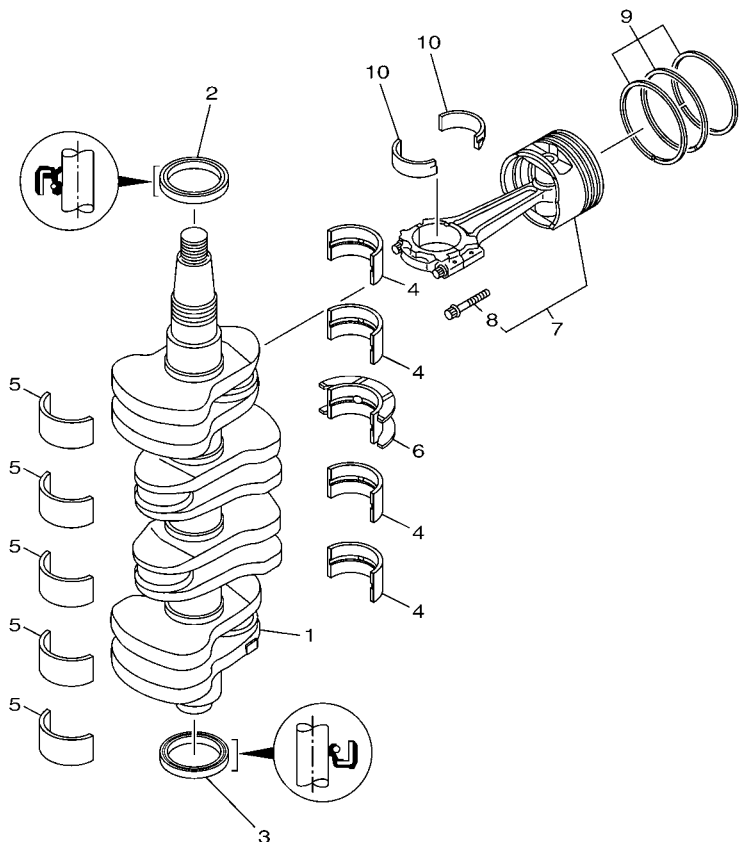


FIG. 3 CYLINDER & CRANKCASE 1 CILINDRO & CARTER 1

REF. NO.	PART NO. CODIGO Nº	DESCRIPTION DESCRIPCION	60CF				REMARKS OBSERVACIONES
28	90465-11M10	CLAMP BRIDA	2				
29	6G5-12416-00	VALVE, PRESSURE CONTROL VALVULA DE CONTROL DE PRESION	1				
30	90501-16M11	SPRING, COMPRESSION RESORTE DE COMPRESION	1				
31	90480-20M05	GROMMET TAPON	1				
32	67F-1246A-01-9S	COVER 1 CUBIERTA 1	1				
33	67F-12435-A0	GASKET EMPAQUE	1				
34	90119-06MA2	BOLT, WITH WASHER TORNILLO CON ARANDELA	3				
35	69J-11301-00	ANODE COVER ASSY CONJUNTO CUBIERTA DE ANODO	1				
36	67F-11325-01	.ANODE .ANODO	1				
37	67F-11328-00	.GROMMET, ANODE .TAPON	1				
38	90105-06M07	.BOLT, FLANGE .TORNILLO	1				
39	90430-06M03	.GASKET .JUNTA	1				
40	97575-08540	BOLT, WITH WASHER PERNO CON ARANDELA	1				
41	67F-1243A-00	HOSE 1 TUBO 1	1				
42	90465-11M59	CLAMP BRIDA	1				
43	90467-20M15	CLIP PRESILLA	1				
44	68V-11351-00	GASKET, CYLINDER JUNTA, DE CILINDRO	1				
45	5GH-13440-30	ELEMENT ASSY, OIL CLEANER ELEMENTO FILTRO DE ACEITE	1				
46	90401-20007	BOLT, UNION PERNO DE UNION	1				
47	90465-11M10	CLAMP BRIDA	1				EXCEPT FLUSHING KIT
48	67F-13448-00	CAP TAPA	1				EXCEPT FLUSHING KIT




60CB300-K030

FIG. 4 CRANKSHAFT & PISTON CIGUENAL & PISTON

REF. NO.	PART NO. CODIGO Nº	DESCRIPTION DESCRIPCION	60CF				REMARKS OBSERVACIONES
1	6D8-11411-01	CRANKSHAFT CIGUENAL	1				
2	93102-48008	OIL SEAL SELLO ACEITE	1				
3	93101-48001	OIL SEAL SELLO ACEITE	1				
4	6D8-11416-00	PLANE BEARING, CRANKSHAFT 1 COJINETE PLANO 1	4				UR GREEN UR GREEN
	6D8-11416-10	PLANE BEARING, CRANKSHAFT 1 COJINETE PLANO 1	4				UR BLUE UR BLUE
	6D8-11416-20	PLANE BEARING, CRANKSHAFT 1 COJINETE PLANO 1	4				UR RED UR RED
5	6D8-11417-00	PLANE BEARING, CRANKSHAFT 2 COJINETE PLANO 2	5				UR YELLOW UR YELLOW
	6D8-11417-10	PLANE BEARING, CRANKSHAFT 2 COJINETE PLANO 2	5				UR GREEN UR GREEN
	6D8-11417-20	PLANE BEARING, CRANKSHAFT 2 COJINETE PLANO 2	5				UR BLUE UR BLUE
	6D8-11417-30	PLANE BEARING, CRANKSHAFT 2 COJINETE PLANO 2	5				UR RED UR RED
6	6D8-11418-00	PLANE BEARING, CRANKSHAFT 3 COJINETE PLANO 3	1				UR GREEN UR GREEN
	6D8-11418-10	PLANE BEARING, CRANKSHAFT 3 COJINETE PLANO 3	1				UR BLUE UR BLUE
	6D8-11418-20	PLANE BEARING, CRANKSHAFT 3 COJINETE PLANO 3	1				UR RED UR RED
7	60C-W1164-20	PISTON/CON-ROD ASSY(STD) PISTON/BIELA COMPLETA(NORMA)	4				
	60C-W1164-30	PISTON/CON-ROD ASSY(0.25MM OS) PISTON/BIELA COMP. (0:25MM OS)	4				AP AP
8	K1C-A3275-00	.BOLT, CONNECTING ROD .TORNILLO DE BIELA	2				
9	60C-11603-10	PISTON RING SET (STD) JUEGO DE ANILLOS (NORMA)	4				
	60C-11604-10	PISTON RING SET (0.25MM O/S) JUEGO DE ANILLOS (0.25MM O/S)	4				AP AP
10	6D8-11656-00	PLANE BEARING, CONNECTING ROD COJINETE PLANO	8				UR YELLOW UR YELLOW
	6D8-11656-10	PLANE BEARING, CONNECTING ROD COJINETE PLANO	8				UR GREEN UR GREEN
	6D8-11656-20	PLANE BEARING, CONNECTING ROD COJINETE PLANO	8				UR BLUE UR BLUE
	6D8-11656-30	PLANE BEARING, CONNECTING ROD COJINETE PLANO	8				UR RED UR RED

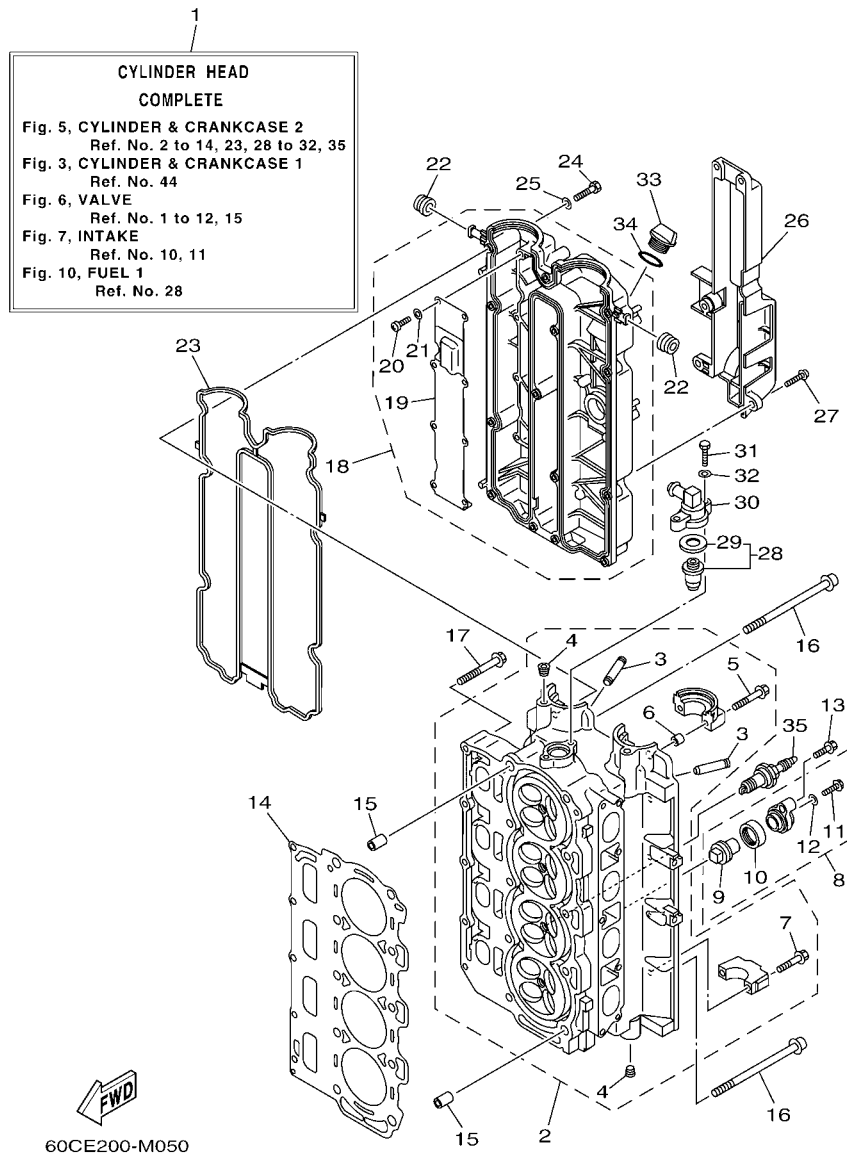
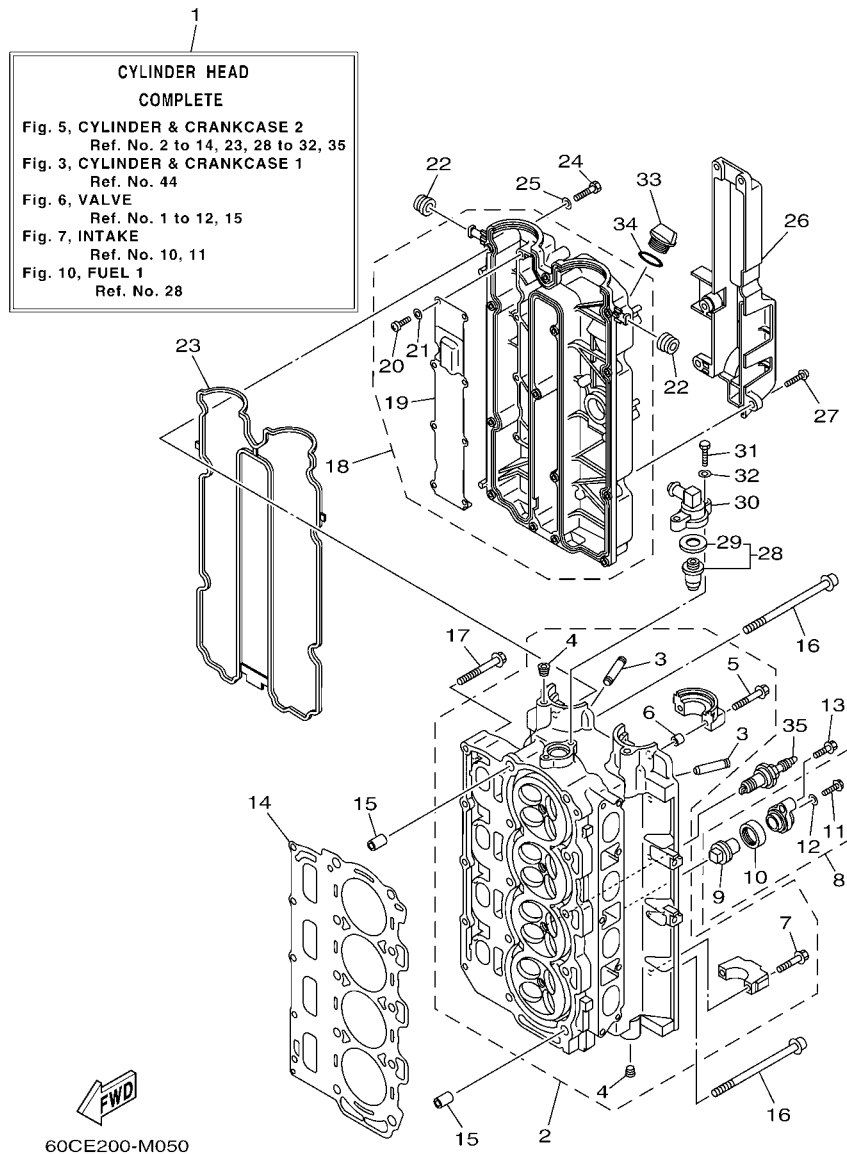


FIG. 5 CYLINDER & CRANKCASE 2 CILINDRO & CARTER 2

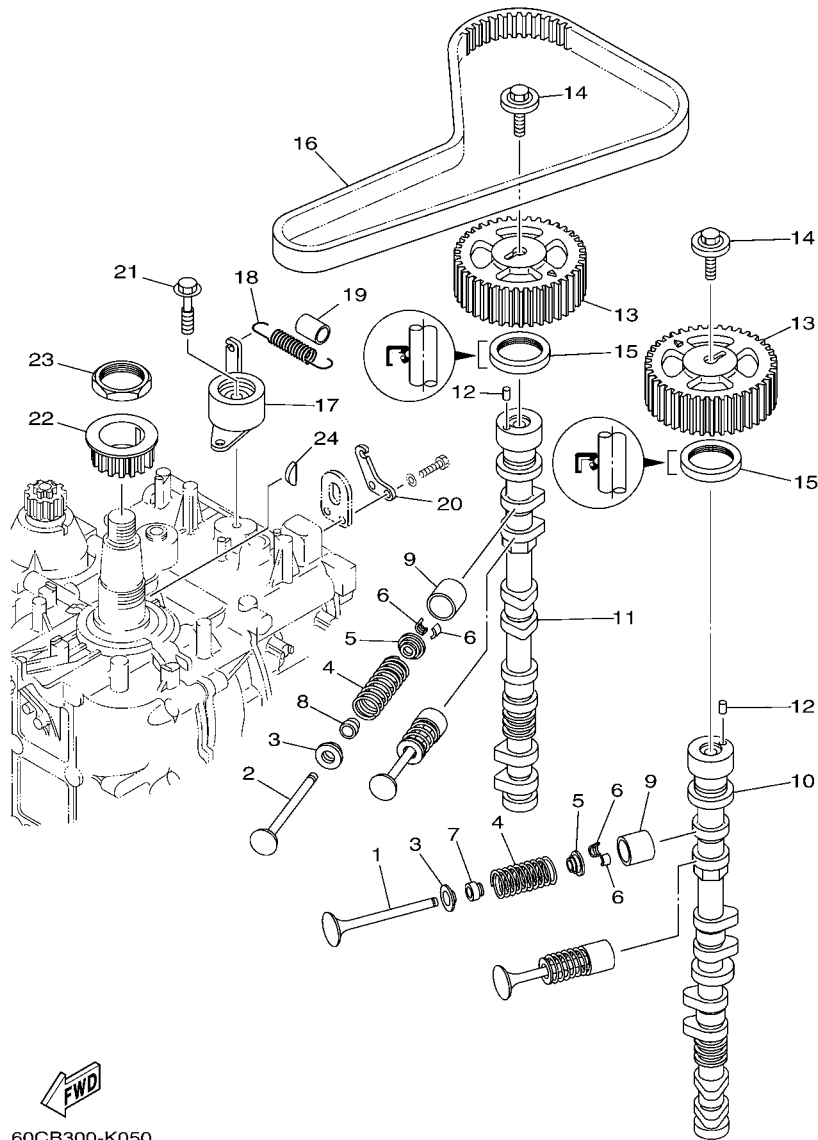
REF. NO.	PART NO. CODIGO Nº	DESCRIPTION DESCRIPCION	60CF				REMARKS OBSERVACIONES
1	67F-W009A-25-9S	CYLINDER HEAD COMPLETE CILINDRO CULATA COMPLETO	1				
2	6D8-11110-20-9S	CYLINDER HEAD ASSY CULATA DE CILINDRO COMPLETA	1				
3	67F-11133-10	.GUIDE, VALVE 1 .GUIA DE VALVULA 1	16				
4	90344-51019	.PLUG, TAPER SCREW .TAPON DE TORNILLO AHUSADO	4				
5	90119-07235	.BOLT/WASHER-CAM CAPS .TORNILLO CON ARANDELA	4				
6	91809-08006	.PIN, DOWEL .PASADOR DE CLAVIJA	4				
7	90119-07234	.BOLT, WITH WASHER .TORNILLO CON ARANDELA	16				
8	69J-11301-00	ANODE COVER ASSY CONJUNTO CUBIERTA DE ANODO	2				
9	67F-11325-01	.ANODE .ANODO	1				
10	67F-11328-00	.GROMMET, ANODE .TAPON	1				
11	90105-06M07	.BOLT, FLANGE .TORNILLO	1				
12	90430-06M03	.GASKET .JUNTA	1				
13	97575-08540	BOLT, WITH WASHER PERNO CON ARANDELA	2				
14	67F-11181-03	GASKET, CYLINDER HEAD 1 JUNTA, DE CULATA 1	1				
15	99530-14016	PIN, DOWEL PASADOR, DE ESPIGA	2				
16	90155-10005	SCREW, FLAT FILLISTER TORNILLO CABEZA PLANA RAN.	10				
17	90119-08M91	BOLT, WITH WASHER TORNILLO CON ARANDELA	5				
18	6D8-11191-01-9S	COVER, CYLINDER HEAD 1 TAPA CULATA DE CILINDRO 1	1				
19	67F-11168-00	.COVER, BREATHER .CUBIERTA RESPIRADERO	1				
20	98507-04008	.SCREW, PAN HEAD .TORNILLO DE CABEZA CON PLANA	8				
21	92907-04600	.WASHER .ARANDELA	8				
22	90480-12072	GROMMET TAPON	2				
23	6D8-11356-01	SEAL, CYLINDER 2 RETEN ACEITE CILINDRO 2	1				
24	97095-06030	BOLT PERNO	14				
25	92995-06600	WASHER ARANDELA	14				
26	67F-11192-01	COVER, CYLINDER HEAD 2 TAPA CULATA DE CILINDRO 2	1				
27	90119-06M79	BOLT, WITH WASHER TORNILLO CON ARANDELA	5				



60CE200-M050

FIG. 5 CYLINDER & CRANKCASE 2 CILINDRO & CARTER 2

REF. NO.	PART NO. CODIGO Nº	DESCRIPTION DESCRIPCION	60CF				REMARKS OBSERVACIONES
28	67F-12411-01	THERMOSTAT TERMOSTAT	1				
29	67F-12412-00	.SEAL, THERMOSTAT .SELLO TERMOSTATO	1				
30	68V-12413-00-9S	COVER, THERMOSTAT CUBIERTA TERMOSTATO	1				
31	97095-06025	BOLT PERNO	2				
32	92995-06600	WASHER ARANDELA	2				
33	6G8-15363-00	PLUG, OIL TAPON DE ACEITE	1				
34	93210-24M79	O-RING ANILLO O	1				
35	94702-00391	PLUG, SPARK (NGK LFR5A-11) BUJIA (NGK LFR5A-11)	4				



60CB300-K050

FIG. 6 VALVE

VALVULA

REF. NO.	PART NO. CODIGO Nº	DESCRIPTION DESCRIPCION	BOCF			REMARKS OBSERVACIONES
1	6D8-12111-00	VALVE, INTAKE VALVULA DE ADMISION	8			
2	6D8-12121-10	VALVE, EXHAUST VALVULA DE ESCAPE	8			
3	6D8-12116-00	SEAT, VALVE SPRING ASIENTO RESORTE DE VALVULA	16			
4	6D8-12113-00	SPRING, VALVE INNER RESORTE VALVULA INTERNA	16			
5	26H-12117-00	RETAINER, VALVE SPRING RETEN RESORTE DE VALVULA	16			
6	4G0-12118-00	COTTER, VALVE SEGURO DE VALVULA	32			
7	K0A-A3721-00	SEAL, VALVE STEM SELLO DE ACEITE VALVULA	8			
8	K0A-A3722-00	SEAL, VALVE STEM 2 SELLO DE ACEITE VALVULA 2	8			
9	6D8-12153-00	LIFTER, VALVE (12) LEVANTADOR DE VALVULA (12)	16			UR
	6D8-12153-10	LIFTER, VALVE (14) LEVANTADOR DE VALVULA (14)	16			UR
	6D8-12153-20	LIFTER, VALVE (16) LEVANTADOR DE VALVULA (16)	16			UR
	6D8-12153-30	LIFTER, VALVE (18) LEVANTADOR DE VALVULA (18)	16			UR
	6D8-12153-40	LIFTER, VALVE (20) LEVANTADOR DE VALVULA (20)	16			UR
	6D8-12153-50	LIFTER, VALVE (22) LEVANTADOR DE VALVULA (22)	16			UR
	6D8-12153-60	LIFTER, VALVE (24) LEVANTADOR DE VALVULA (24)	16			UR
	6D8-12153-70	LIFTER, VALVE (26) LEVANTADOR DE VALVULA (26)	16			UR
	6D8-12153-80	LIFTER, VALVE (28) LEVANTADOR DE VALVULA (28)	16			UR
	6D8-12153-90	LIFTER, VALVE (30) LEVANTADOR DE VALVULA (30)	16			UR
	6D8-12153-A0	LIFTER, VALVE (32) LEVANTADOR DE VALVULA (32)	16			UR
	6D8-12153-B0	LIFTER, VALVE (34) LEVANTADOR DE VALVULA (34)	16			UR
	6D8-12153-C0	LIFTER, VALVE (36) LEVANTADOR DE VALVULA (36)	16			UR
	6D8-12153-D0	LIFTER, VALVE (38) LEVANTADOR DE VALVULA (38)	16			UR
	6D8-12153-E0	LIFTER, VALVE (40) LEVANTADOR DE VALVULA (40)	16			UR
	6D8-12153-F0	LIFTER, VALVE (42) LEVANTADOR DE VALVULA (42)	16			UR
	6D8-12153-G0	LIFTER, VALVE (44) LEVANTADOR DE VALVULA (44)	16			UR
	6D8-12153-H0	LIFTER, VALVE (46) LEVANTADOR DE VALVULA (46)	16			UR
	6D8-12153-J0	LIFTER, VALVE (48) LEVANTADOR DE VALVULA (48)	16			UR


 60CB300-K050

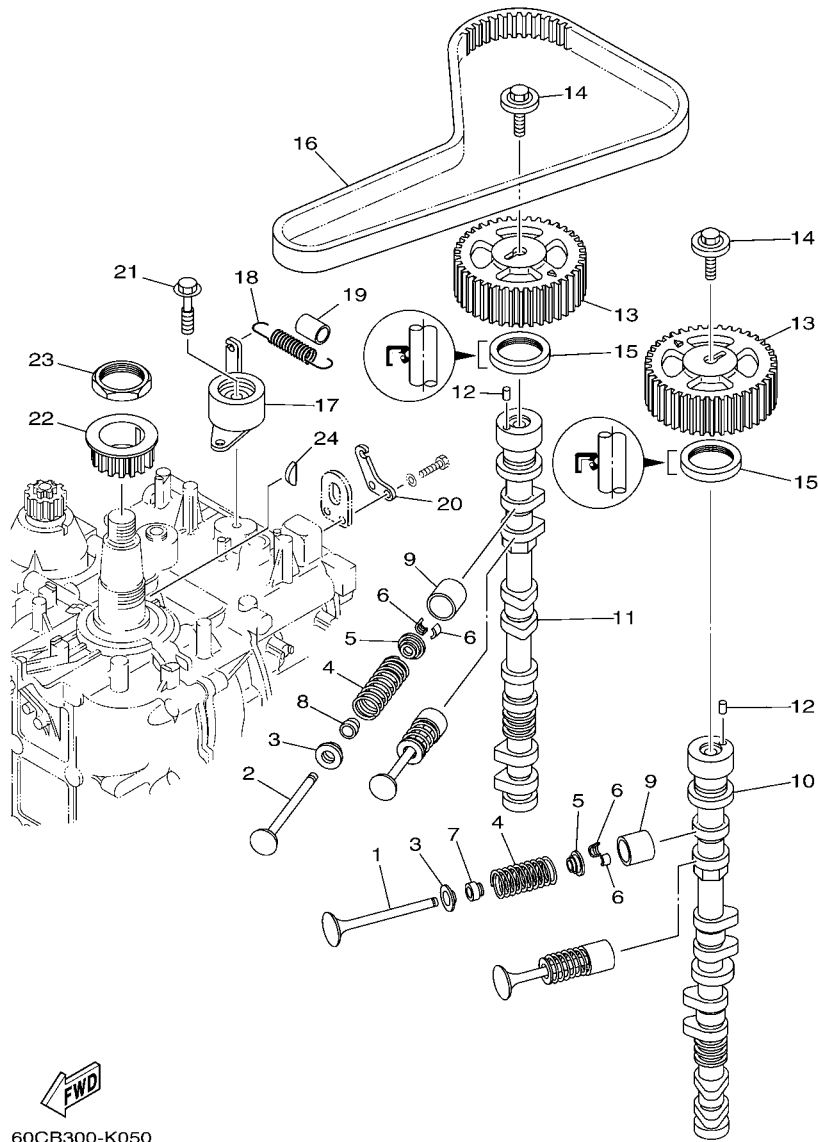


FIG. 6 VALVE

VALVULA

REF. NO.	PART NO. CODIGO Nº	DESCRIPTION DESCRIPCION	60CF			REMARKS OBSERVACIONES
9	6D8-12153-K0	LIFTER, VALVE (50) LEVANTADOR DE VALVULA (50)	16			UR UR
	6D8-12153-L0	LIFTER, VALVE (52) LEVANTADOR DE VALVULA (52)	16			UR UR
	6D8-12153-M0	LIFTER, VALVE (54) LEVANTADOR DE VALVULA (54)	16			UR UR
	6D8-12153-N0	LIFTER, VALVE (56) LEVANTADOR DE VALVULA (56)	16			UR UR
	6D8-12153-P0	LIFTER, VALVE (58) LEVANTADOR DE VALVULA (58)	16			UR UR
	6D8-12153-R0	LIFTER, VALVE (60) LEVANTADOR DE VALVULA (60)	16			UR UR
	6D8-12153-S0	LIFTER, VALVE (62) LEVANTADOR DE VALVULA (62)	16			UR UR
	6D8-12153-T0	LIFTER, VALVE (64) LEVANTADOR DE VALVULA (64)	16			UR UR
	6D8-12153-U0	LIFTER, VALVE (66) LEVANTADOR DE VALVULA (66)	16			UR UR
	6D8-12153-V0	LIFTER, VALVE (68) LEVANTADOR DE VALVULA (68)	16			UR UR
10	6D9-12171-00	CAMSHAFT 1 ARBOL DE LEVAS 1	1			
11	6D8-12181-00	CAMSHAFT 2 ARBOL DE LEVAS 2	1			
12	93605-10108	PIN, DOWEL PASADOR DE CLAVIJA	2			
13	67F-11537-00	GEAR, DRIVEN ENGRANAJE TRACCION	2			
14	90119-10050	BOLT, WITH WASHER TORNILLO CON ARANDELA	2			
15	93102-38008	OIL SEAL SELLO ACEITE	2			
16	67F-46241-00	BELT CORREA	1			
17	67F-11590-00	TENSIONER ASSY TENSOR COMPLET	1			
18	90506-16M39	SPRING, TENSION RESORTE DE TENSION	1			
19	90445-15M03	HOSE (L23) TUBO (L23)	1			
20	67F-11595-00	PLATE, VALVE PLACA DE VALVULA	1			
21	90119-10M72	BOLT, WITH WASHER TORNILLO CON ARANDELA	1			
22	6D8-11536-01	GEAR, DRIVE ENGRANAJE TRACCION	1			
23	90170-40008	NUT TUERCA	1			
24	90280-04008	KEY, WOODRUFF CUNA WOODRUFF	1			

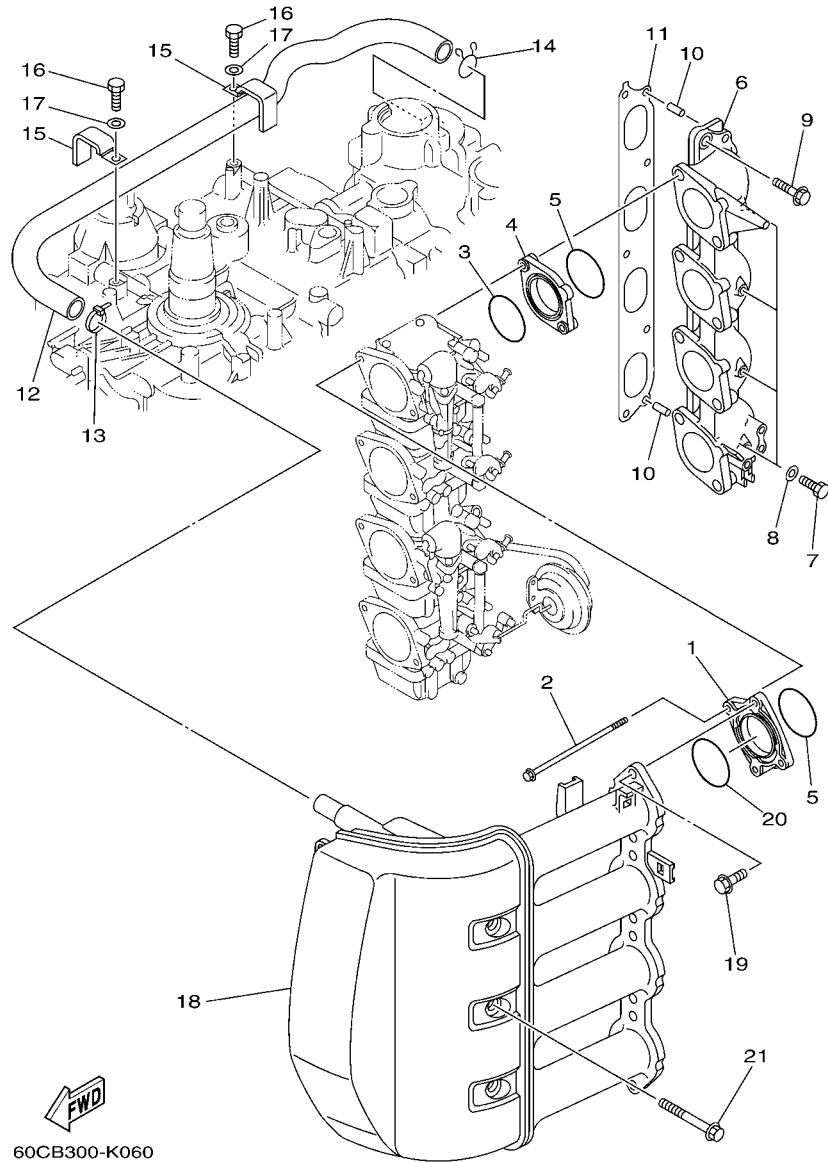


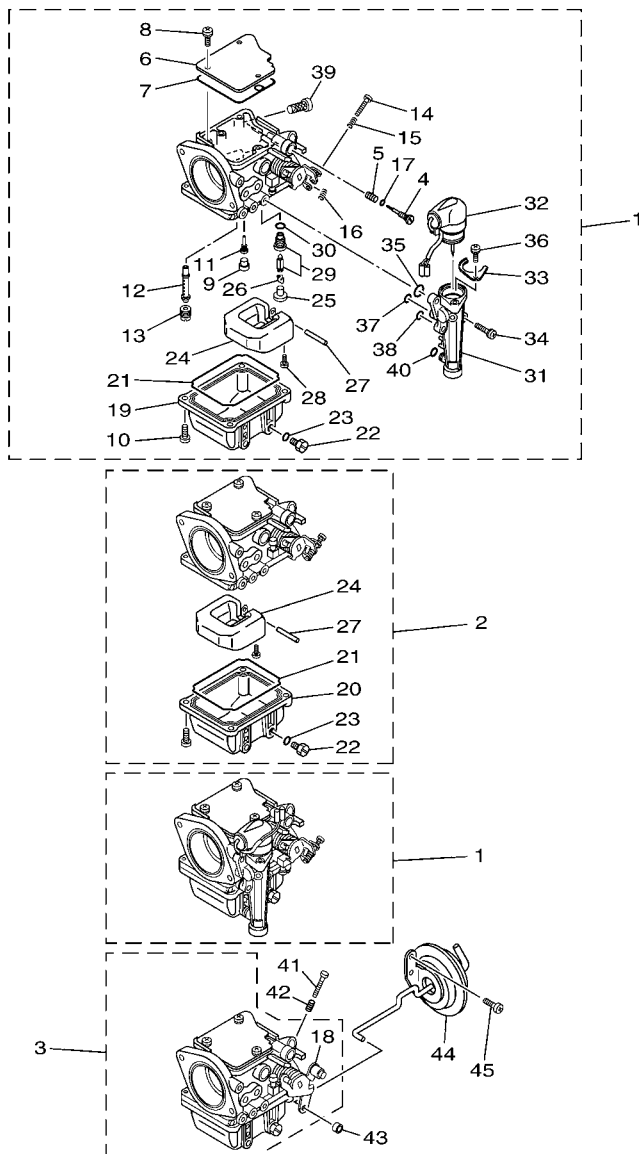
FIG. 7 INTAKE

ADMISION

REF. NO.	PART NO. CODIGO Nº	DESCRIPTION DESCRIPCION	60CF			REMARKS OBSERVACIONES
1	67F-14243-00	PLATE PLACA	4			
2	67F-14216-00	BOLT PERNO	8			
3	67F-14239-00	SEAL SELLO	4			
4	67F-14271-00	INSULATOR AISLANTE	4			
5	93210-40M10	O-RING ANILLO O	8			
6	67F-13641-00-94	MANIFOLD, INTAKE 1 CONECTOR DE ADMISION 1	1			
7	97095-06010	BOLT PERNO	4			
8	90430-06014	GASKET JUNTA	4			
9	97575-08535	BOLT, WITH WASHER PERNO CON ARANDELA	5			
10	91690-50014	PIN, SPRING PASADOR DE RESORTE	2			
11	67F-13645-00	GASKET, MANIFOLD 1 EMPAQUE	1			
12	67F-15373-00	PIPE, BREATHER MANGUELA DE RESPIRADERO	1			
13	90465-11M59	CLAMP BRIDA	1			
14	90467-20M15	CLIP PRESILLA	1			
15	90465-12M03	CLAMP BRIDA	2			
16	97095-06012	BOLT PERNO	2			
17	92995-06600	WASHER ARANDELA	2			
18	67F-14440-00	SILENCER ASSY, INTAKE SILENCIADOR COMPL. DE ADMISION	1			
19	90119-06M82	BOLT, WITH WASHER TORNILLO CON ARANDELA	8			
20	93210-41MJ2	O-RING ANILLO O	4			
21	90119-08M59	BOLT, WITH WASHER TORNILLO CON ARANDELA	3			

FIG. 8 CARBURETOR 1

CARBURADOR 1

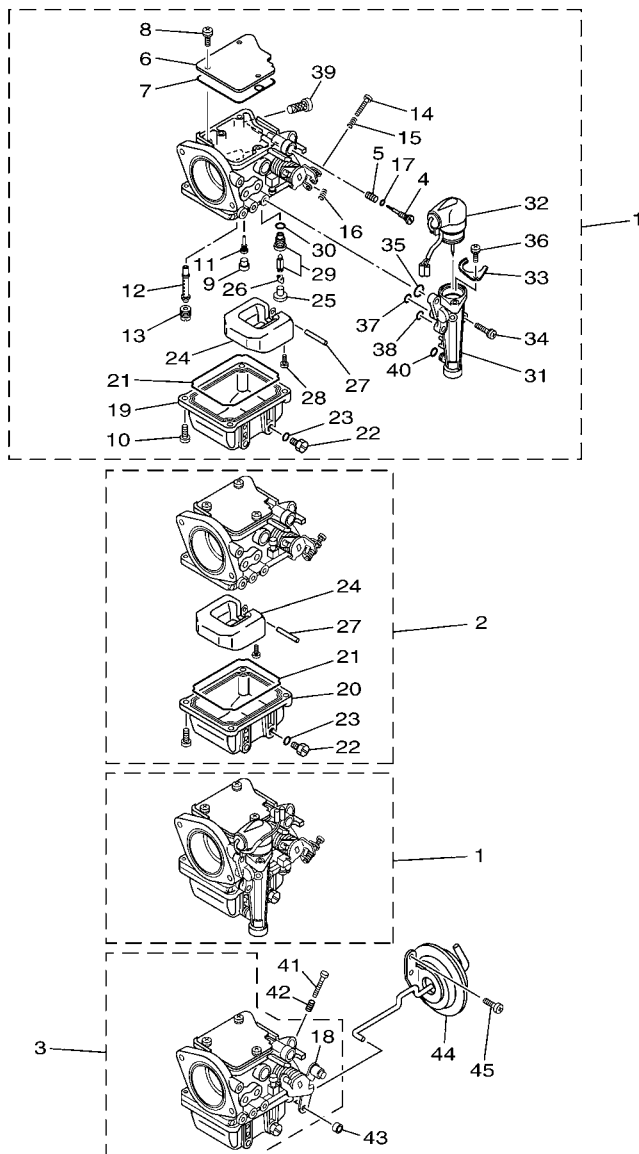


60CB300-K070

REF. NO.	PART NO. CODIGO Nº	DESCRIPTION DESCRIPCION	BOCF				REMARKS OBSERVACIONES
1	60C-14901-00	CARBURETOR ASSY 1 CARBURADOR COMPLETO 1	2				#1,3 #1,3
2	60C-14902-00	CARBURETOR ASSY 2 CARBURADOR COMPLETO 2	1				#2 #2
3	60C-14904-00	CARBURETOR ASSY 4 CARBURADOR COMPLETO 4	1				#4 #4
4	67F-14923-00	.SCREW, PILOT .TORNILLO DE AJUSTE	4				
5	697-14555-00	.SPRING .RESORTE	4				
6	67F-14146-00	.PLATE .PLACA SOPORTE	4				
7	67F-14147-00	.O-RING .ANILLO O	4				
8	97803-04010	.SCREW, PAN HEAD .TORNILLO CABEZA ABULTADA	12				
9	676-14966-00	.CAP .TAPA	4				
10	97980-04114	.SCREW, WITH WASHER .TORNILLO CON ARANDELA	16				
11	67F-14948-04	.JET (#42) .INYECTOR (#42)	4				
12	67F-14947-00	.JET, NEEDLE .INYECTOR DE AGUJA	4				
13	67F-14943-83	.JET, MAIN (#128) .INYECTOR PRINCIPAL (#128)	4				
14	67F-14567-00	.SCREW .TORNILLO	3				#1,2,3 #1,2,3
15	67F-14555-00	.SPRING .RESORTE	3				#1,2,3 #1,2,3
16	67F-14556-00	.SPRING .RESORTE	3				#1,2,3 #1,2,3
17	67F-14397-00	.O-RING .ANILLO O	4				
18	6H2-14578-00	.COLLAR .COLLAR	1				#4 #4
19	67F-14980-00	.BODY, FLOAT CHAMBER .CUERPO CAMARA DE BOIA	2				#1,3 #1,3
20	67F-14980-10	.BODY, FLOAT CHAMBER .CUERPO CAMARA DE BOIA	2				#2,4 #2,4
21	67F-14984-00	.GASKET, FLOAT CHAMBER .EMPAQUE CAMARA DE BOIA	4				
22	6H3-14992-00	.SCREW, DRAIN .TORNILLO, SEGURO	4				
23	93210-04230	.O-RING .ANILLO O	4				
24	6H4-14985-01	.FLOAT .BOIA	4				
25	676-14186-00	.PIN, FLOAT .PASADOR DE LA BOYA	4				
26	67F-14159-00	.CLIP .PRESILLA	4				
27	6H4-14548-00	.PIN, FLOAT ARM .PASADOR DE BRAZO DE BOIA	4				

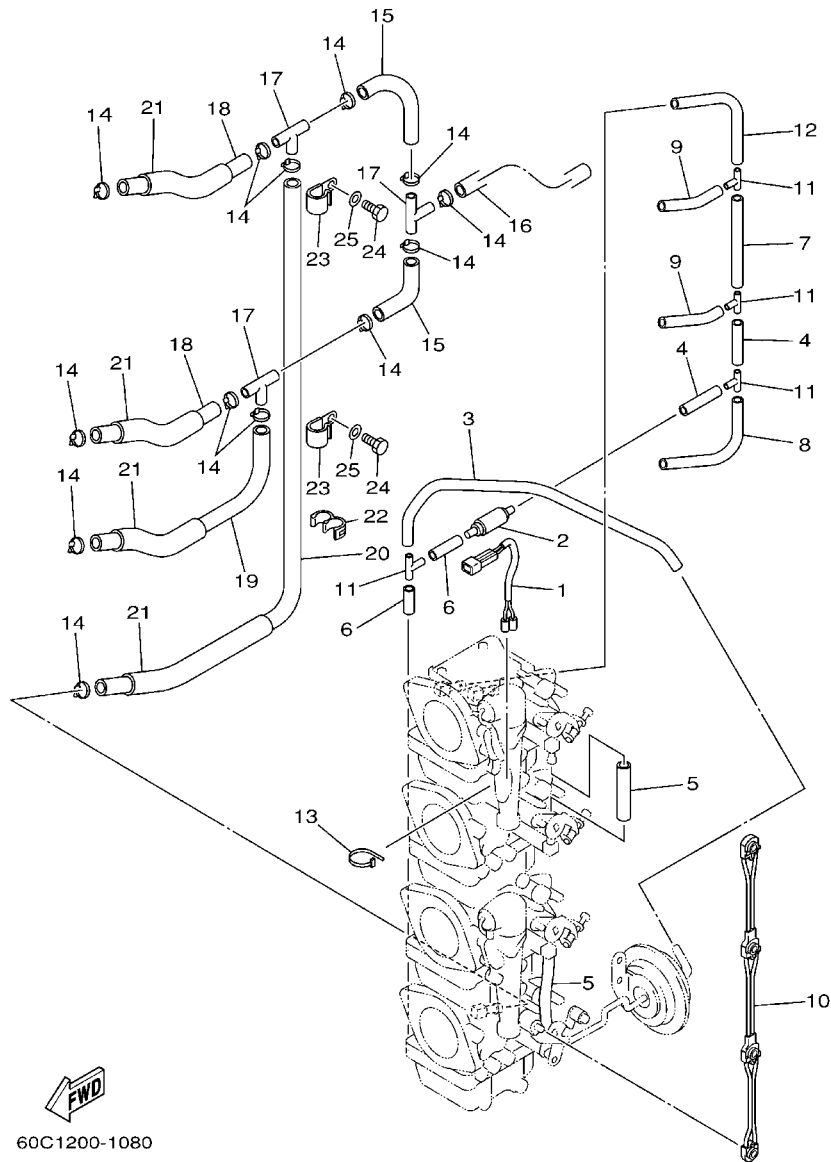
FIG. 8 CARBURETOR 1

CARBURADOR 1



60CB300-K070

REF. NO.	PART NO. CODIGO Nº	DESCRIPTION DESCRIPCION	60CF				REMARKS OBSERVACIONES
28	98580-04008	.SCREW, PAN HEAD .TORNILLO DE CABEZA CRUZADA	4				
29	60C-14590-02	.NEEDLE VALVE ASSY .VALVULA DE AGUJA COMPLETA	4				
30	93210-04228	.O-RING .ANILLO O	4				
31	67F-14378-00	.BODY, STARTER .CUERPO CAMARA DE ARRANQUE	2				#1,3
32	67F-14380-01	.PRIME STARTER ASSY .JUEGO DE VALVULA DE ARRANQUE	2				#1,3
33	67F-14178-00	.PLATE, STARTER LEVER .PLACA DE PALANCA DE ARRANQUE	2				#1,3
34	67F-14592-00	.SCREW .TORNILLO	6				#1,3
35	67F-14398-00	.O-RING .ANILLO O	2				#1,3
36	67F-14565-00	.SCREW .TORNILLO	2				#1,3
37	67F-14398-10	.O-RING .ANILLO O	2				#1,3
38	67F-14398-20	.O-RING .ANILLO O	2				#1,3
39	67F-14371-01	.ELEMENT, FILTER .ELEMENTO DEL FILTRO	4				
40	67F-14398-30	.O-RING .ANILLO O	2				#1,3
41	63V-14523-00	SCREW, STOP TORNILLO DE TOPE	1				#4
42	90501-10326	SPRING, COMPRESSION RESORTE DE COMPRESION	1				#4
43	67F-14998-00	BUSH BUJE	1				#4
44	67F-14369-00	DIAPHRAGM ASSY 2 DIAFRAGMA COMPLETO 2	1				#4
45	67F-14325-00	SCREW, PAN HEAD TORNILLO CABEZA REDONDA	2				#4

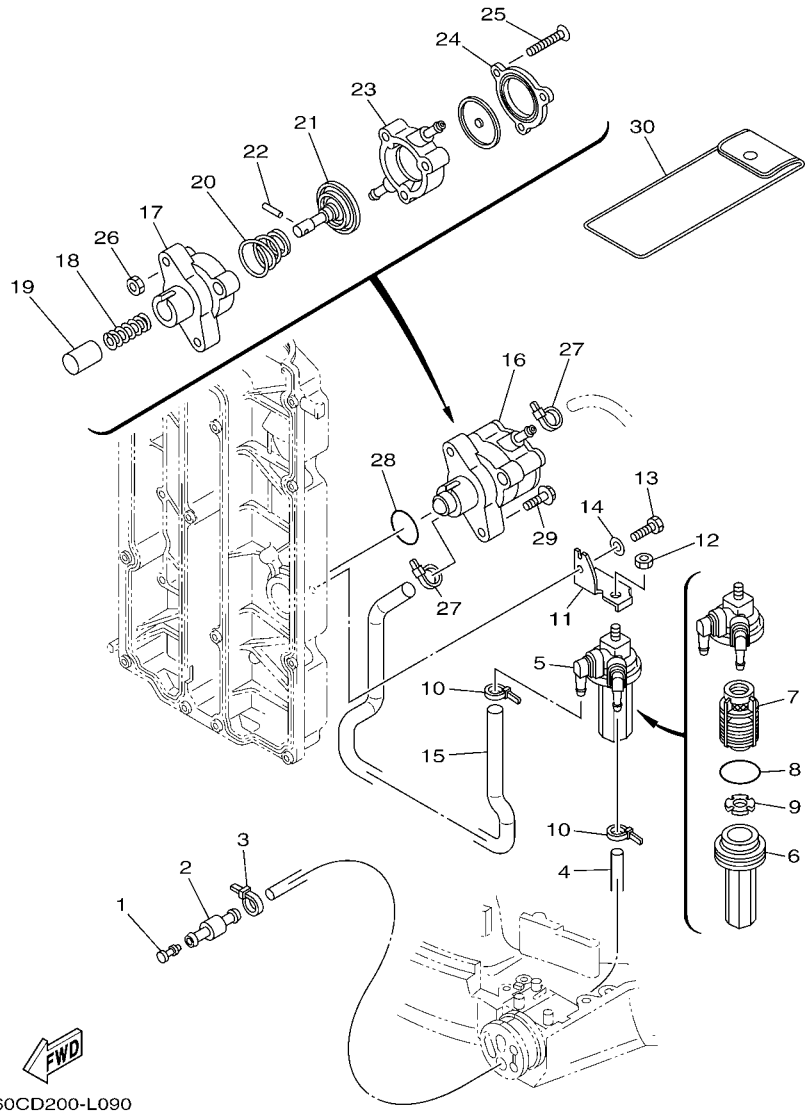


60C1200-1080

FIG. 9 CARBURETOR 2

CARBURADOR 2

REF. NO.	PART NO. CODIGO Nº	DESCRIPTION DESCRIPCION	60CF				REMARKS OBSERVACIONES
1	67F-1412A-00	WIRE HARNESS ASSY CONJUNTO DE CABLES	1				
2	67F-13183-00	VALVE, CHECK VALVULA DE RETENTION	1				
3	67F-14349-00	PIPE TUBO	1				
4	67F-14349-10	PIPE TUBO	2				
5	67F-14349-20	PIPE TUBO	2				
6	67F-14349-30	PIPE TUBO	2				
7	67F-14349-40	PIPE TUBO	1				
8	67F-14349-50	PIPE TUBO	1				
9	67F-14349-60	PIPE TUBO	2				
10	67F-14585-00	ROD, CHOKE VARILLA DE CEBADOR	1				
11	67F-14189-00	CONNECTOR CONECTOR	4				
12	67F-14349-70	PIPE TUBO	1				
13	90465-11M59	CLAMP BRIDA	1				
14	68F-24356-00	CLIP, PIPE 1 PRESILLA DE TUBO 1	13				
15	60C-14294-00	HOSE MANGUERA	2				
16	60C-14298-00	PIPE TUBO	1				
17	688-24378-00	PIPE, JOINT 3 TUBO DE UNION 3	3				
18	90445-10M16	HOSE (L120) TUBO (L120)	2				
19	90445-10MG6	HOSE (L180) TUBO (L180)	1				
20	90445-10MG7	HOSE (L350) TUBO (L350)	1				
21	90445-16M07	HOSE (L80) TUBO (L80)	4				
22	90464-10M57	CLAMP BRIDA	1				
23	90465-08M83	CLAMP BRIDA	2				
24	97095-06012	BOLT PERNO	2				
25	92995-06600	WASHER ARANDELA	2				



60CD200-L090

FIG. 10 FUEL 1

COMBUSTIBLE 1

REF. NO.	PART NO. CODIGO Nº	DESCRIPTION DESCRIPCION	60CF				REMARKS OBSERVACIONES
1	689-85547-00	DAMPER AMORTIGUADOR	1				
2	6R3-24377-00	PIPE, JOINT 2 TUBO DE UNION 2	1				
3	90465-11M10	CLAMP BRIDA	1				
4	90445-13M27	HOSE (L950) TUBO (L950)	1				
5	60C-24560-01	FILTER ASSY FILTRO COMPLETO	1				
6	68V-24521-01	.CUP, FILTER .COPA DE FILTRO	1				
7	61N-24563-10	.ELEMENT, FILTER .ELEMENTO DEL FILTRO	1				
8	93210-32738	.O-RING .ANILLO O	1				
9	68V-24469-01	.FLOAT, WATER LEVEL .BOIA	1				
10	90465-11M10	CLAMP BRIDA	2				
11	60C-24566-00	BRACKET, FILTER SOPORTE DEL FILTRO	1				
12	95380-08600	NUT TUERCA	1				
13	97095-06016	BOLT PERNO	1				
14	92995-06600	WASHER ARANDELA	1				
15	6D8-24311-00	PIPE, FUEL 1 TUBO DE COMBUSTIBLE 1	1				
16	6D8-24410-10	FUEL PUMP ASSY BOMBA DE COMBUSTIBLE COMPLETA	1				
17	68V-24412-00	.BODY 1 .CUERPO 1	1				
18	68V-24454-00	.SPRING .RESORTE	1				
19	63P-13131-00	.PLUNGER .ESPACIADOR	1				
20	68V-24423-00	.SPRING, DIAPHRAGM .RESORTE DE DIAFRAGMA	1				
21	68V-24411-00	.DIAPHRAGM .DIAFRAGMA	1				
22	68V-24374-00	.PIN .PASADOR	1				
23	68V-24413-10	.BODY 2 .CUERPO 2	1				
24	6D8-24414-00	.BODY 3 .CUERPO 3	1				
25	68V-24444-00	.SCREW .TORNILLO	3				
26	68V-24149-00	.NUT .TUERCA	3				
27	90465-11M10	CLAMP BRIDA	2				

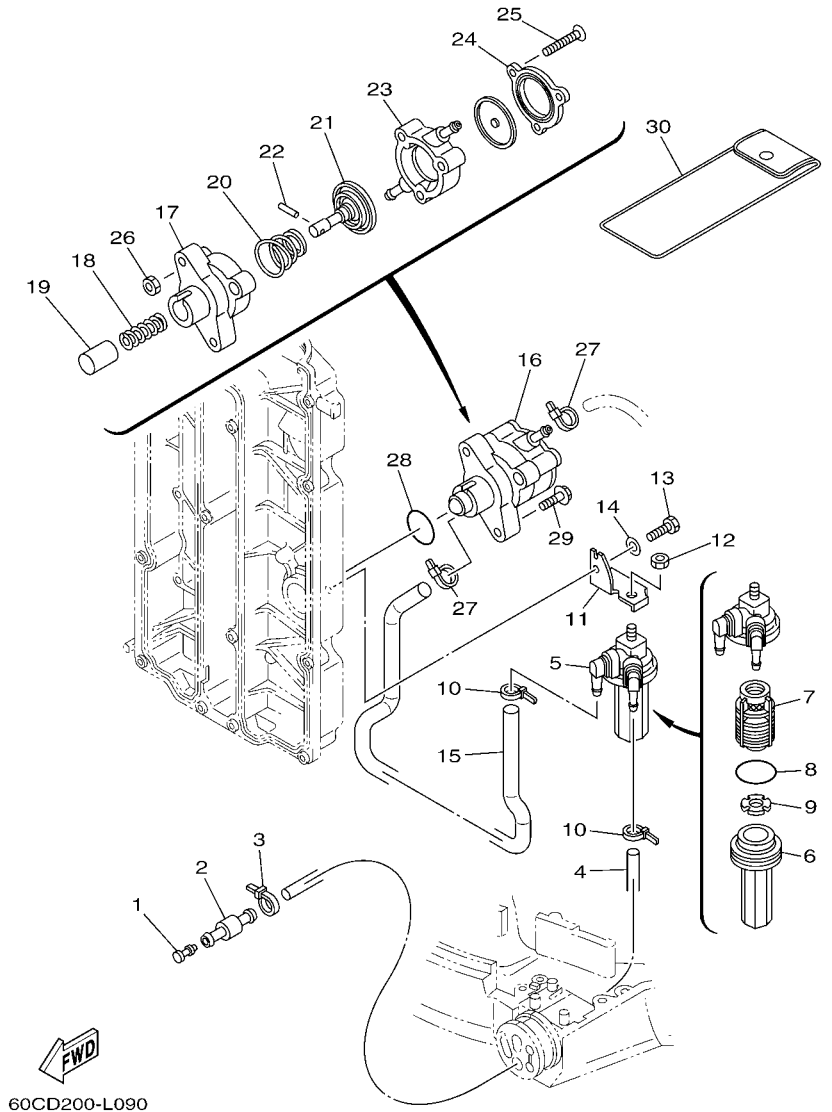


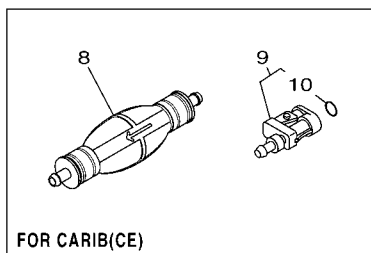
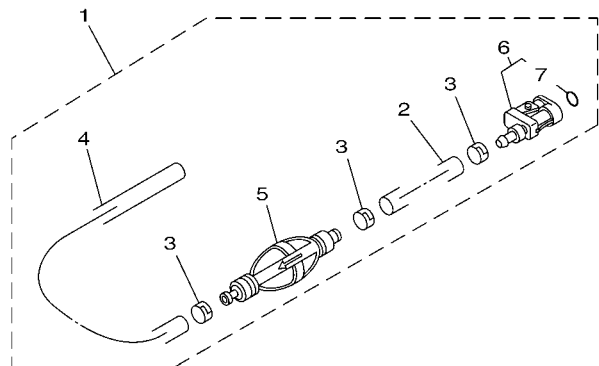
FIG. 10 FUEL 1

COMBUSTIBLE 1

REF. NO.	PART NO. CODIGO Nº	DESCRIPTION DESCRIPCION	60CF		REMARKS OBSERVACIONES
28	93210-30682	O-RING ANILLO O	1		
29	90119-06M83	BOLT, WITH WASHER TORNILLO CON ARANDELA	2		
30	67F-28100-01	TOOL KIT JUEGO DE HERRAMIENTAS	1		UR
	67F-28100-10	TOOL KIT JUEGO DE HERRAMIENTAS	1		UR

FIG. 11 FUEL 2

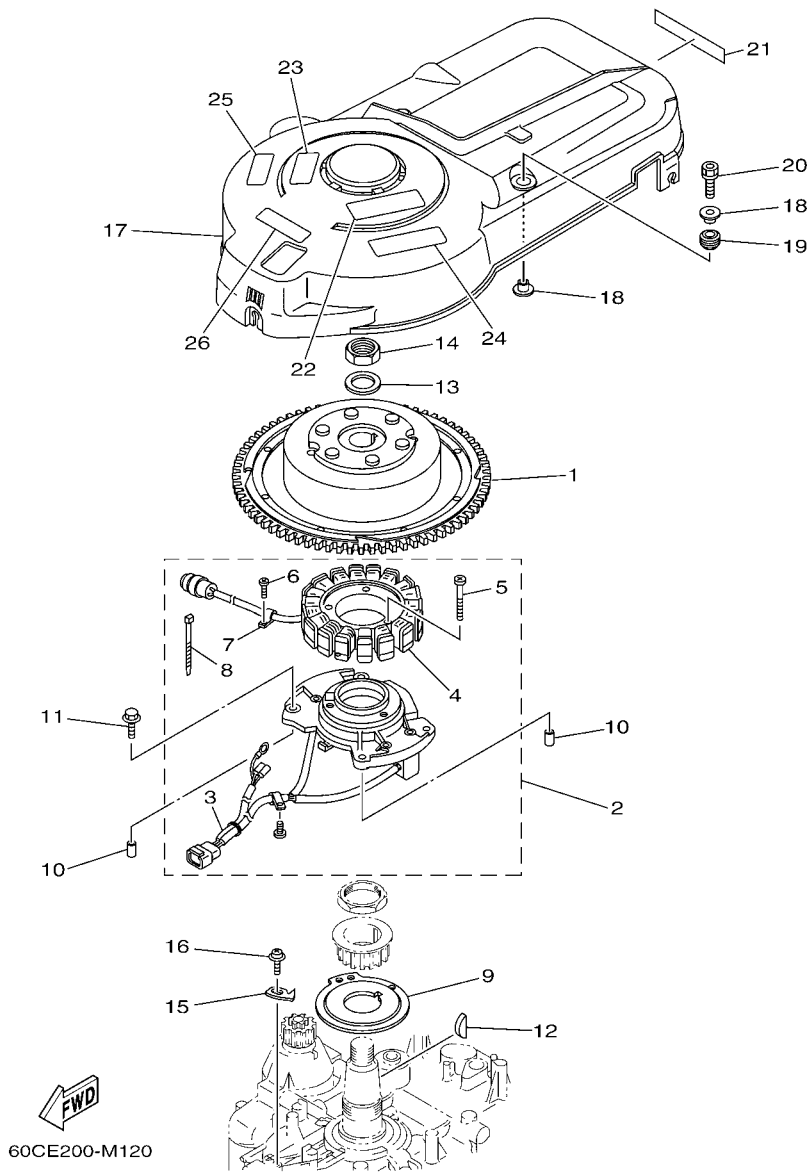
COMBUSTIBLE 2



REF. NO.	PART NO. CODIGO Nº	DESCRIPTION DESCRIPCION	60CC			REMARKS OBSERVACIONES
1	6Y2-24306-45	FUEL PIPE COMP. 1 TUBO COMBUST. COMPL 1	1			AP EXCEPT CAR(CE) AP EXCEPT CAR(CE)
2	90445-13M01	.HOSE (L2050) .MANGUERA (L2050)	1			
3	6E5-24351-51	.BAND 1 .ABRAZADERA 1	3			
4	90445-13M35	.HOSE (L250) .MANGUERA (L250)	1			
5	6Y2-24360-60	.PRIMER PUMP ASSY .SOPORTE BOMBA	1			
6	6Y2-24305-06	.FUEL PIPE JOINT COMP. 2 .CONECTOR MANGUERA COMBUST. 2	1			
7	93210-08287	..O-RING ..ANILLO O	1			
8	6Y2-24360-60	PRIMER PUMP ASSY SOPORTE BOMBA	1			AP FOR CAR(CE) AP FOR CAR(CE)
9	6Y2-24305-06	FUEL PIPE JOINT COMP. 2 CONECTOR MANGUERA COMBUST. 2	1			AP FOR CAR(CE) AP FOR CAR(CE)
10	93210-08287	.O-RING .ANILLO O	1			

FIG. 12 GENERATOR

GENERADOR

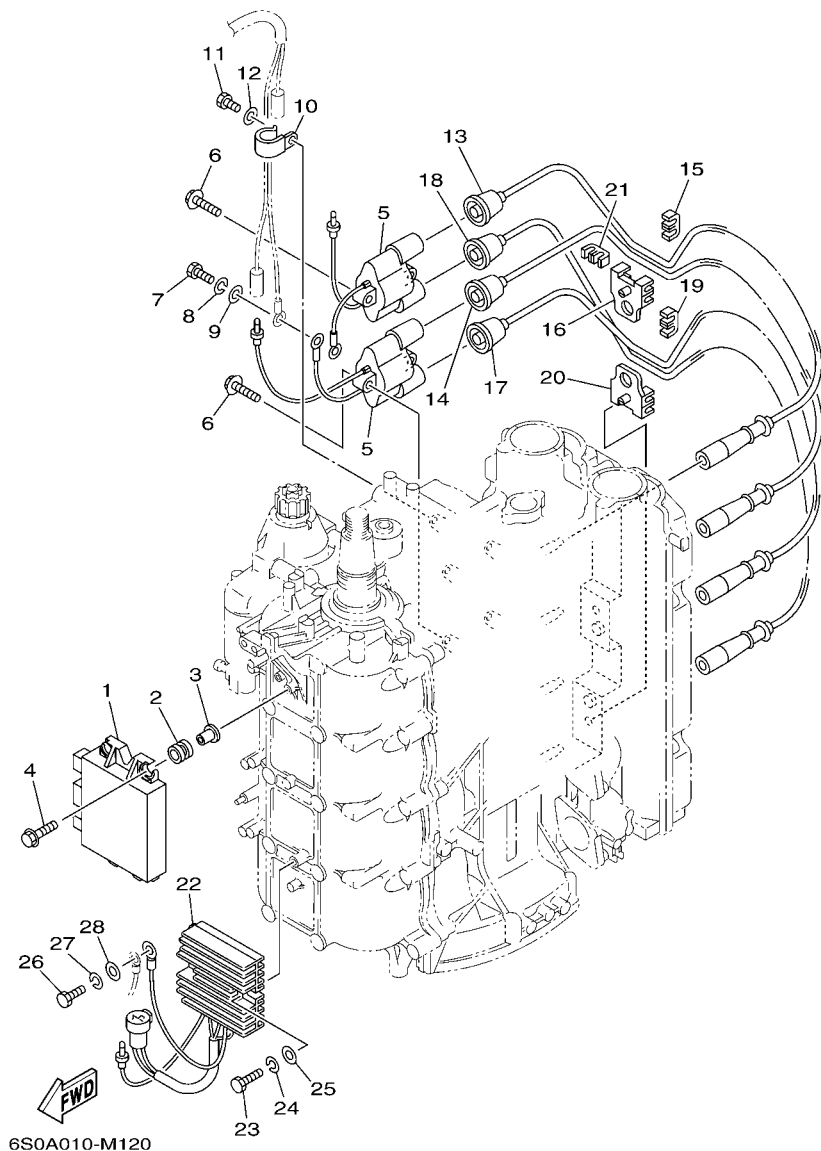


60CE200-M120

REF. NO.	PART NO. CODIGO Nº	DESCRIPTION DESCRIPCION	60CF				REMARKS OBSERVACIONES
1	67F-85550-00	ROTOR ASSY ROTOR COMPLETO	1				
2	67F-85560-01	BASE ASSY CONJUNTO BASE	1				
3	67F-85580-00	.COIL, PULSER .BOBINA DE PULSACION	1				
4	67F-85510-01	.STATOR ASSY .ESTATOR COMPLETO	1				
5	63D-81345-20	.SCREW, WITH WASHER (M6X30) .TORNILLO, CON ARANDELA (M6X30)	3				
6	97607-04110	.SCREW, WITH WASHER .TORNILLO CAB CON PLANA C/ARAN	1				
7	445-81328-20	.CLAMP .GRAMPA	1				
8	66T-81328-00	.CLAMP .GRAMPA	1				
9	67F-81673-10	ROTOR ROTOR	1				
10	99530-08012	PIN, DOWEL PASADOR, DE ESPIGA	2				
11	97595-06630	BOLT, WITH WASHER PERNO CON ARANDELA	4				
12	90280-05015	KEY, WOODRUFF CUNA WOODRUFF	1				
13	90201-24014	WASHER, PLATE ARANDELA PLANA	1				
14	90179-24002	NUT TUERCA	1				
15	6D8-81332-00	PLATE, TIMING PLACA REGULADOR DE TIEMPO	1				
16	97985-06210	SCREW, WITH WASHER TORNILLO, CON ARANDELA	1				
17	67F-81337-01	COVER, FLYWHEEL CUBIERTA DE VOLANTE	1				
18	90387-06M71	COLLAR ESPACIADOR	4				
19	90480-15M31	GROMMET TAPON	2				
20	90119-06M92	BOLT, WITH WASHER TORNILLO CON ARANDELA	2				
21	68V-13437-62	MARK, CAUTION MARKER	1				
22	6AH-81995-40	LABEL, WARNING ETIQUETA DE PRECAUCION	1				FOR CAR(CE)
23	6AH-81995-50	LABEL, WARNING ETIQUETA DE PRECAUCION	1				FOR CAR(CE)
24	6AH-81994-40	LABEL, SAFETY ETIQUETA DE SEGURIDAD	1				FOR CAR(CE)
25	6AH-81994-50	LABEL, SAFETY ETIQUETA DE SEGURIDAD	1				FOR CAR(CE)
26	6AG-81996-00	MARK MARCA	1				

FIG. 13 ELECTRICAL 1

EQUIPO ELECTRICO 1



REF. NO.	PART NO. CODIGO Nº	DESCRIPTION DESCRIPCION	60CF			REMARKS OBSERVACIONES
1	67F-85540-03	C.D.I. UNIT ASSY UNIDAD C.D.I. COMPLETA	1			
2	68V-82317-00	DAMPER, IGNITION COIL AMORTIGUADOR BOBINA ENCENDIDO	4			
3	90387-06119	COLLAR ESPACIADOR	4			
4	90119-06M59	BOLT, WITH WASHER TORNILLO CON ARANDELA	4			
5	67F-85570-00	IGNITION COIL ASSY BOBINA DE IGNICION COMPLETO	2			
6	97595-06630	BOLT, WITH WASHER PERNO CON ARANDELA	4			
7	97095-06020	BOLT PERNO	1			
8	92995-06100	WASHER, SPRING ARANDELA	1			
9	92995-06600	WASHER ARANDELA	1			
10	90465-06M86	CLAMP BRIDA	1			
11	97095-06012	BOLT PERNO	1			
12	92995-06600	WASHER ARANDELA	1			
13	67F-82341-00	CORD, HIGH TENSION 1 CABLE DE ALTA TENSION 1	1			#1
14	67F-82342-00	CORD, HIGH TENSION 2 CABLE DE ALTA TENSION 2	1			#2
15	67F-82361-00	CLAMP, CORD GRAMPA DE CABLE	1			
16	67F-82362-00	CLAMP, CORD 2 GRAMPA DE CABLE 2	1			
17	67F-82343-00	CORD, HIGH TENSION 3 CABLE DE ALTA TENSION 3	1			#3
18	67F-82344-00	CORD, HIGH TENSION 4 CABLE DE ALTA TENSION 4	1			#4
19	67F-82361-00	CLAMP, CORD GRAMPA DE CABLE	1			
20	67F-82362-00	CLAMP, CORD 2 GRAMPA DE CABLE 2	1			
21	67F-82361-00	CLAMP, CORD GRAMPA DE CABLE	1			
22	67F-81960-12	RECTIFIER & REGULATOR ASSY RECTIFICADOR Y REGULADOR	1			
23	97095-06025	BOLT PERNO	2			
24	92995-06100	WASHER, SPRING ARANDELA	2			
25	92995-06600	WASHER ARANDELA	2			
26	97095-06016	BOLT PERNO	1			
27	92995-06100	WASHER, SPRING ARANDELA	1			

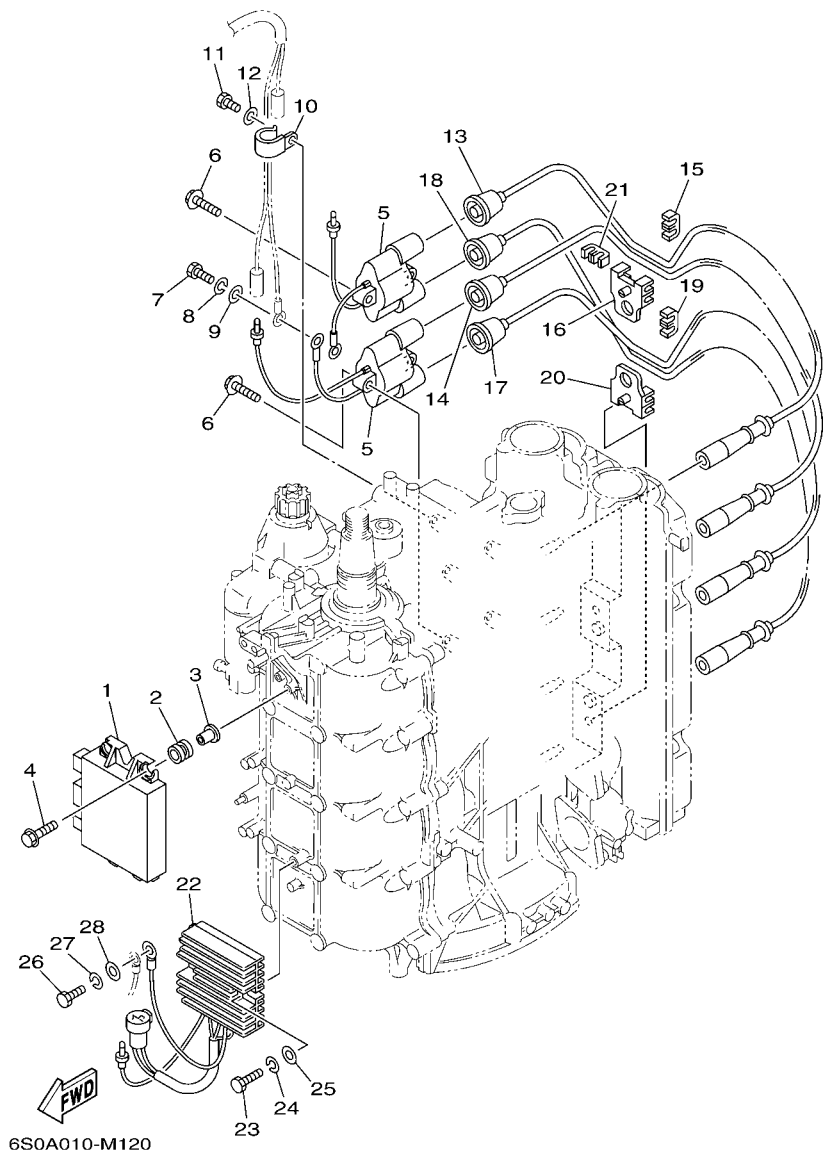


FIG. 13 ELECTRICAL 1

EQUIPO ELECTRICO 1

REF. NO.	PART NO. CODIGO Nº	DESCRIPTION DESCRIPCION	60CF				REMARKS OBSERVACIONES
28	92995-06600	WASHER ARANDELA	1				

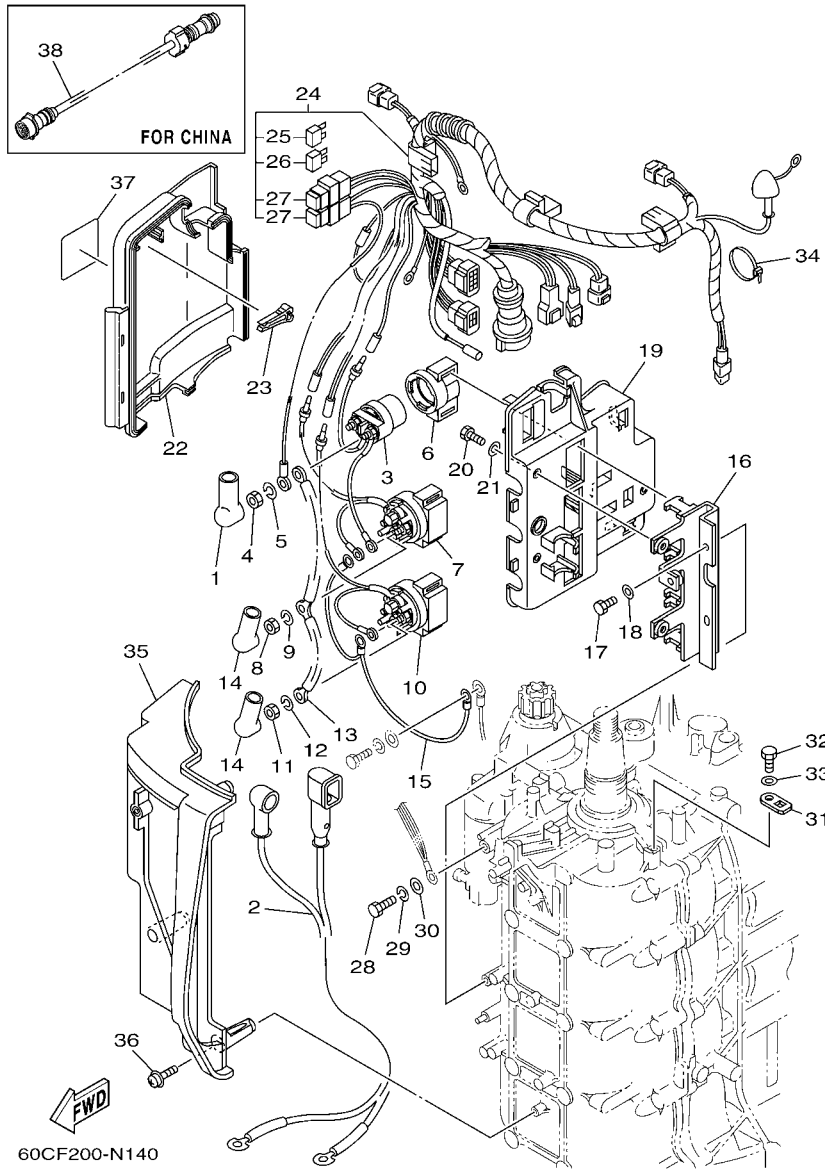


FIG. 14 ELECTRICAL 2

EQUIPO ELECTRICO 2

REF. NO.	PART NO. CODIGO Nº	DESCRIPTION DESCRIPCION	60CF			REMARKS OBSERVACIONES
1	682-82119-01	COVER, LEAD WIRE CUBIERTA DE CABLE CONDUCTOR	2			
2	67F-82105-01	BATTERY CABLE CABLE DE BATERIA	1			
3	6G1-8194A-10	RELAY RELE	1			
4	90170-06M30	NUT TUERCA	2			
5	90204-06M00	WASHER, SPRING ARANDELA DE RESORTE	2			
6	6G1-81952-00	HOLDER, RELAY SOSTEN DE RELE	1			
7	6E5-8195B-01	RELAY ASSY RELE COMPLETO	1			
8	90170-06M30	NUT TUERCA	3			
9	90204-06M00	WASHER, SPRING ARANDELA DE RESORTE	3			
10	6E5-8195C-01	RELAY ASSY RELE COMPLETO	1			
11	90170-06M30	NUT TUERCA	3			
12	90204-06M00	WASHER, SPRING ARANDELA DE RESORTE	3			
13	66T-87149-00	CONNECTOR CONECTOR	1			
14	6G5-82119-00	COVER, LEAD WIRE CUBIERTA DE CABLE CONDUCTOR	2			
15	67F-82116-00	WIRE, MINUS LEAD CABLE CONDUCTOR NEGATIVO	1			
16	67F-81953-00	STAY, RELAY SOPORTE DE RELE	1			
17	97095-06016	BOLT PERNO	2			
18	92995-06600	WASHER ARANDELA	2			
19	67F-81948-01	BRACKET SOPORTE	1			
20	97095-06016	BOLT PERNO	3			
21	92995-06600	WASHER ARANDELA	3			
22	67F-81942-00	COVER CUBIERTA	1			
23	67F-2812A-00	PULLER, FUSE TIRADOR DE FUSIBLE	1			
24	60C-82590-10	WIRE HARNESS ASSY CONJUNTO DE CABLES	1			
25	67F-82151-00	.FUSE (20A) .FUSIBLE (20A)	2			
26	67F-82151-10	.FUSE (30A) .FUSIBLE (30A)	2			
27	67F-8215B-00	.CAP (BLACK) .TAPA (NEGRO)	2			

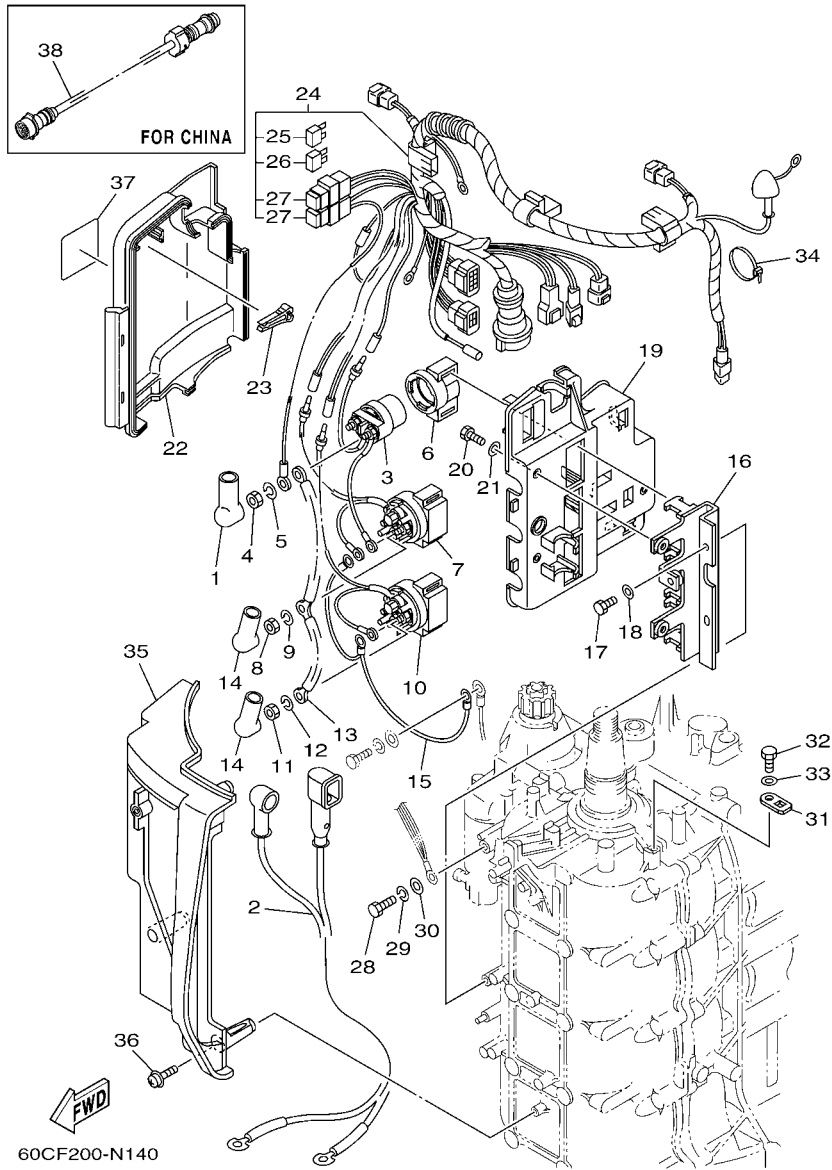


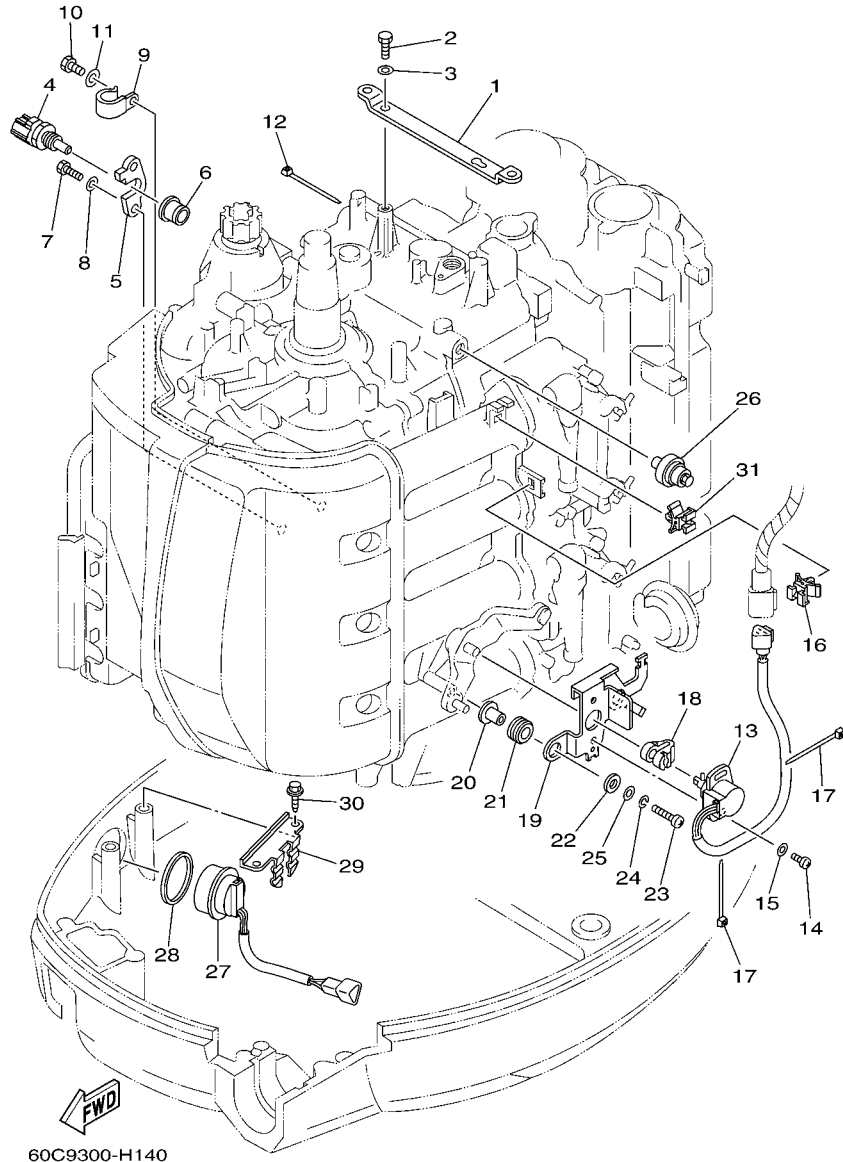
FIG. 14 ELECTRICAL 2

EQUIPO ELECTRICO 2

REF. NO.	PART NO. CODIGO N°	DESCRIPTION DESCRIPCION	60CF		REMARKS OBSERVACIONES
28	97095-06016	BOLT PERNO	1		
29	92995-06100	WASHER, SPRING ARANDELA	1		
30	92995-06600	WASHER ARANDELA	1		
31	67F-82588-00	PLATE PLACA	3		
32	97095-06012	BOLT PERNO	3		
33	92995-06600	WASHER ARANDELA	3		
34	90465-13M11	CLAMP BRIDA	1		
35	67F-81916-02	COVER, TERMINAL CUBIERTA DE TERMINAL	1		
36	90159-06M29	SCREW, WITH WASHER TORNILLO CON VALONA	3		
37	67F-83626-00	MARK 6 MARCA 6	1		
38	688-8258A-10	EXTENSION, WIRE HARNESS (2M) EXTENSION, ARNES DE CABLES (2M)	1		AP CHN (10P) AP CHN (10P)

EQUIPO ELECTRICO 3

FIG. 15 ELECTRICAL 3



REF. NO.	PART NO. CODIGO Nº	DESCRIPTION DESCRIPCION	60CF				REMARKS OBSERVACIONES
1	67F-8132G-01	PLATE PLACA	1				
2	97095-06016	BOLT PERNO	2				
3	92995-06600	WASHER ARANDELA	2				
4	67F-85790-00	THERMOSENSOR ASSY TERMICA SENSORIO	1				
5	67F-85757-00	RETAINER SEGURO	1				
6	68V-85753-00	GASKET, SENDER UNIT EMPAQUE DE UNIDAD TRANSMISORA	1				
7	97095-06016	BOLT PERNO	2				
8	92995-06600	WASHER ARANDELA	2				
9	90465-06M86	CLAMP BRIDA	1				
10	97095-06012	BOLT PERNO	1				
11	92995-06600	WASHER ARANDELA	1				
12	90465-11M10	CLAMP BRIDA	1				
13	61A-85885-00	THROTTLE SENSOR ASSY TERMICA SENSORIO	1				
14	97885-05010	SCREW, PAN HEAD TORNILLO A MUESCA	2				
15	92995-05600	WASHER ARANDELA	2				
16	90464-09M47	CLAMP BRIDA	1				
17	90465-11M10	CLAMP BRIDA	2				
18	6K7-14573-00	LEVER PALANCA	1				
19	67F-83635-00	BRACKET SOPORTE	1				
20	90387-05M00	COLLAR ESPACIADOR	2				
21	90480-10M23	GROMMET TAPON	2				
22	90201-05M03	WASHER, PLATE ARANDELA PLANA	2				
23	97885-05025	SCREW, PAN HEAD TORNILLO A MUESCA	2				
24	92995-05100	WASHER ARANDELA	2				
25	92995-05600	WASHER ARANDELA	2				
26	68V-82504-00	OIL PRESSURE SWITCH ASSY INTERRUPTOR PRESION DE ACEITE	1				
27	63D-82563-10	TRIM & TILT SWITCH ASSY INTERRUPTOR DE INCLINACION	1				

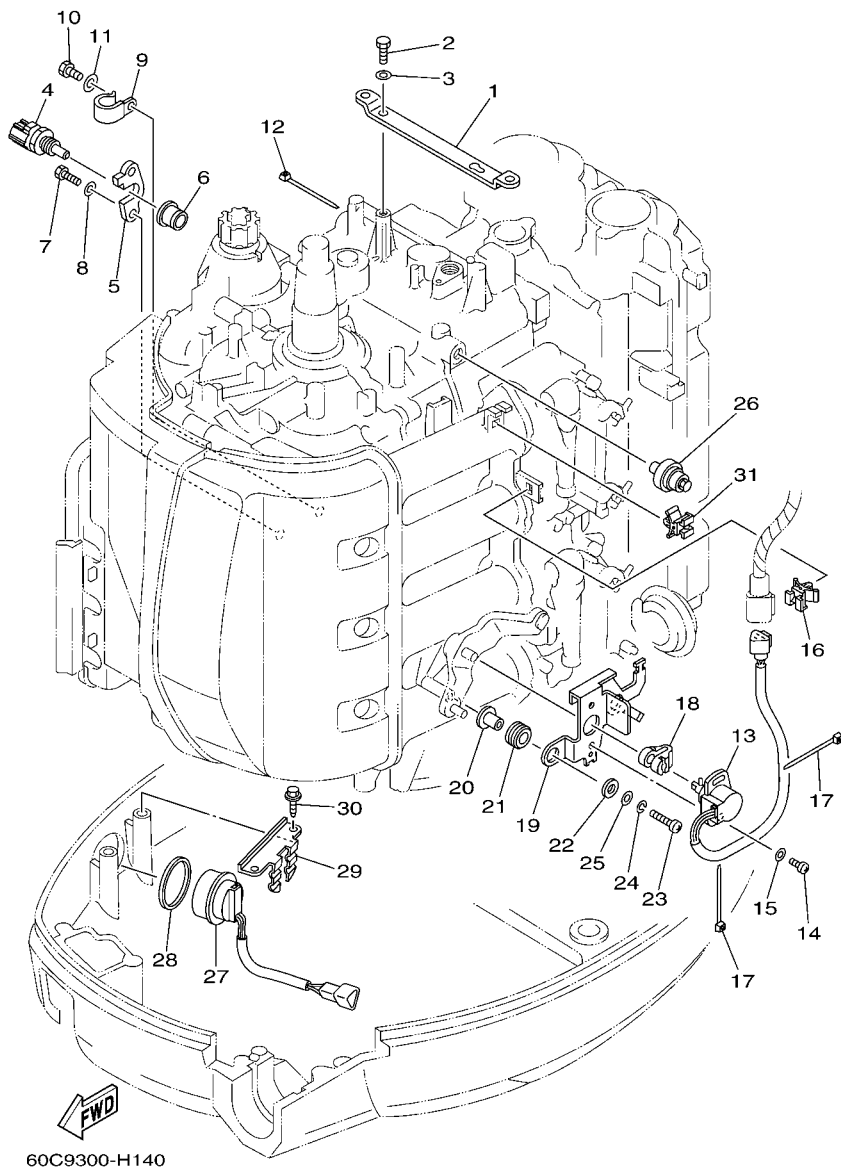


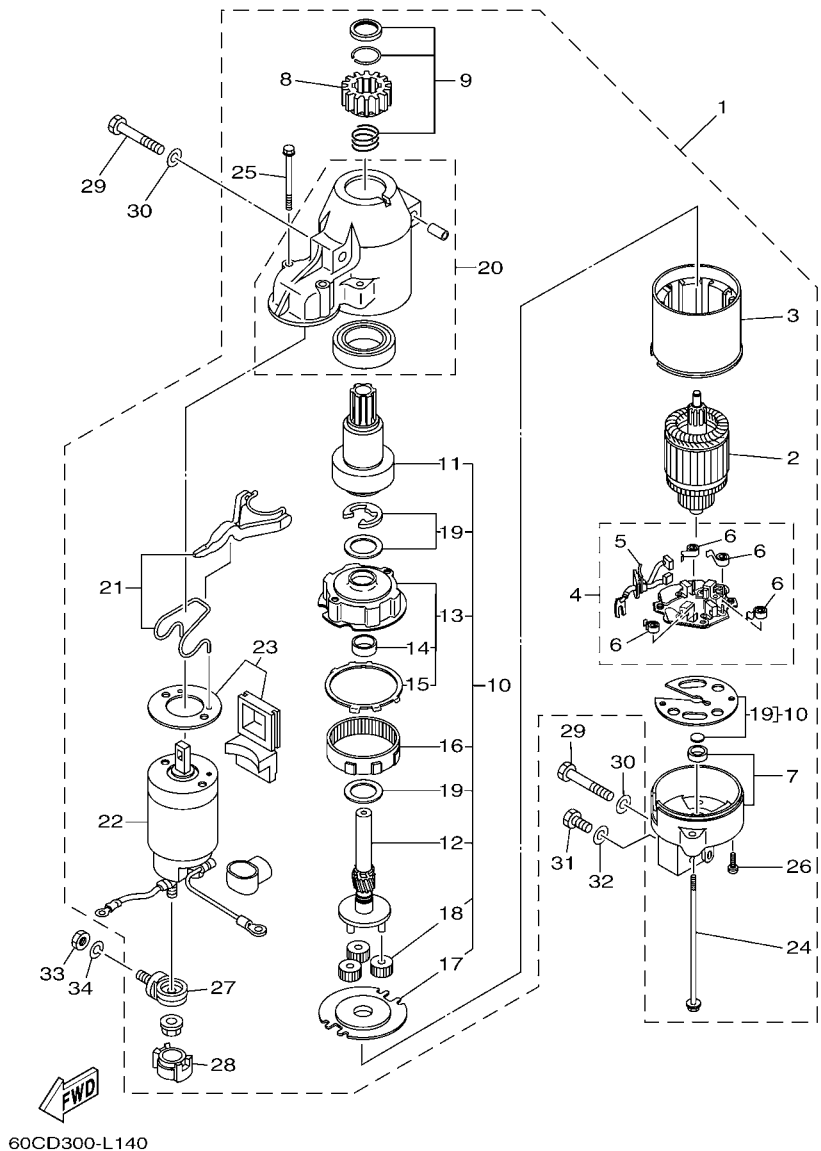
FIG. 15 ELECTRICAL 3

EQUIPO ELECTRICO 3

REF. NO.	PART NO. CODIGO Nº	DESCRIPTION DESCRIPCION	60CF				REMARKS OBSERVACIONES
28	6E5-82587-00	GASKET EMPAQUETADURA	1				
29	67F-83614-00	BRACKET SOPORTE	1				
30	90109-06M86	BOLT PERNO	2				
31	90464-09M47	CLAMP BRIDA	1				

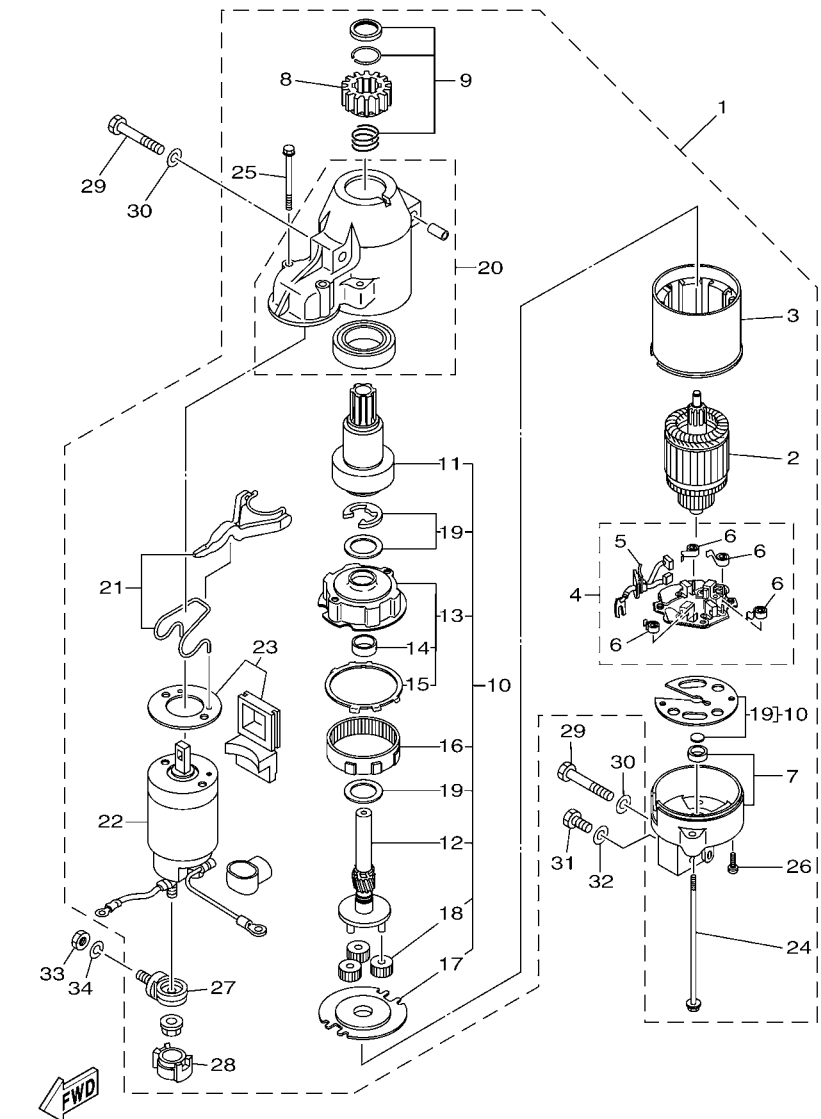
FIG. 16 STARTING MOTOR

MOTOR DE ARRANQUE



60CD300-L140

REF. NO.	PART NO. CODIGO N°	DESCRIPTION DESCRIPCION	60CF				REMARKS OBSERVACIONES
1	67F-81800-03	STARTING MOTOR ASSY MOTOR DE ARRANQUE COMPLETO	1				
2	67F-81850-00	.ARMATURE ASSY .INDUCIDO COMPLETO	1				
3	67F-81810-00	.STATOR ASSY .ESTATOR COMPLETO	1				
4	69J-81840-00	.BRUSH HOLDER ASSY .SOSTEN DE ESCOBILLA COMPLETO	1				
5	69J-81801-00	..BRUSH SET ..JUEGO DE ESCOBILLA	1				
6	67F-81813-00	..SPRING, BRUSH ..RESORTE DE ESCOBILLA	4				
7	68F-81820-00	.REAR BRACKET ASSY .CUBIERTA TRASERA COMPL	1				
8	67F-81808-00	.PINION ASSY .PINON	1				
9	67F-81857-00	.PINION STOPPER SET .JUEGO TAPON PINON	1				
10	67F-81807-00	.GEAR ASSY, STARTING MOTOR .PINON CONJUNTO	1				
11	67F-81832-00	..CLUTCH, OVER RUN ..PINON COMPL	1				
12	67F-81836-00	..SHAFT, PINION ..ARBOL, PINON	1				
13	67F-81821-00	..BRACKET, CENTER 1 ..SOPORTE, CENTRO 1	1				
14	67F-81841-00	..BEARING ..PORTADOR	1				
15	67F-8183R-00	...GASKET ...EMPAQUETADURA	1				
16	67F-81891-00	..GEAR, RING ..ENGRANAJE ANILLO	1				WITH 67F-8183R-00 WITH 67F-8183R-00
17	67F-81830-00	..BRACKET, CENTER 2 ..SOPORTE, CENTRO 2	1				
18	60V-8183T-00	..GEAR, IDLER ..ENGRANAJE NEUTRO	3				
19	67F-81809-00	..WASHER KIT ..JUEGO DE ARANDELA	1				
20	60X-81842-00	.COVER .TAPA	1				
21	6C5-81839-00	.LEVER ASSY .PALANCA COMPL.	1				
22	67F-81941-02	.STARTER RELAY ASSY .RELE DE ARRANQUE	1				
23	6C5-81869-00	.COVER, DUST .CUBIERTA PARA POLVO	1				
24	6K7-81826-11	.BOLT .PERNO	2				
25	69J-81828-00	.SCREW 2 .TORNILLO DE EMPUJE 2	2				
26	67F-81846-00	.SCREW .TORNILLO	2				
27	60V-81925-00	.TERMINAL .TERMINAL	1				



60CD300-L140

FIG. 16 STARTING MOTOR **MOTOR DE ARRANQUE**

REF. NO.	PART NO. CODIGO Nº	DESCRIPTION DESCRIPCION	60CF				REMARKS OBSERVACIONES
28	68F-82582-00	.COVER, WIRE HARNESS .CUBIERTA DE ARNES DE CABLE	1				
29	97013-08045	BOLT PERNO	3				
30	92903-08600	WASHER, PLATE RONDANA SENCILLA	3				
31	97013-08016	BOLT PERNO	1				
32	92903-08600	WASHER, PLATE RONDANA SENCILLA	1				
33	95333-08600	NUT TUERCA	1				
34	92903-08100	WASHER, SPRING RONDANA SENCILLA	1				

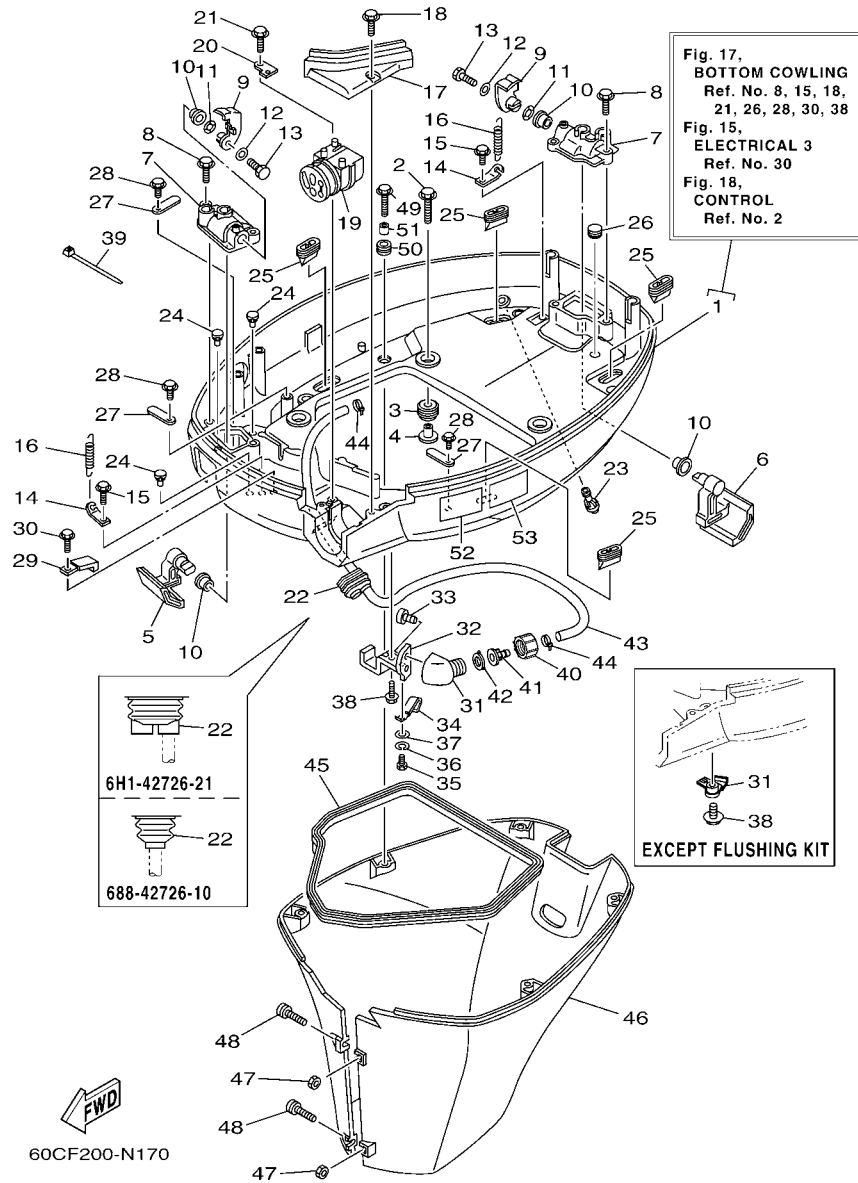


FIG. 17 BOTTOM COWLING

CUBIERTA INFERIOR

REF. NO.	PART NO. CODIGO Nº	DESCRIPTION DESCRIPCION	60CF			REMARKS OBSERVACIONES
1	67F-42710-03-8D	BOTTOM COWLING ASSY CUBIERTA INFERIOR COMPL.	1			
2	90119-08M22	BOLT, WITH WASHER TORNILLO CON ARANDELA	4			
3	90480-22M15	GROMMET TAPON	4			
4	90387-08M37	COLLAR ESPACIADOR	4			
5	67F-42815-00-8D	LEVER, CLAMP PALANCA ABRAZADERA	1			
6	67F-42816-00-8D	LEVER, CLAMP PALANCA ABRAZADERA	1			
7	67F-42828-00-9S	PLATE, CLAMP PLACA, GRAMPA	2			
8	90109-06M82	BOLT PERNO	4			
9	68V-42818-01	LEVER, CLAMP PALANCA, ABRAZADERA	2			
10	90386-15M73	BUSH BUJE	4			
11	90206-15M18	WASHER, WAVE ARANDELA ONDULADA	2			
12	90201-06068	WASHER, PLATE ARANDELA PLANA	2			
13	97095-06016	BOLT PERNO	2			
14	64D-43144-00	HOOK, SPRING GANCHO	2			
15	90109-06M86	BOLT PERNO	2			
16	90506-16M34	SPRING, TENSION RESORTE DE TENSION	2			
17	67F-42738-00-8D	PLATE, FITTING PLACA DE AJUSTE	1			
18	90109-06M96	BOLT PERNO	2			
19	68V-42725-10	GROMMET TAPON	1			
20	67F-42756-01	STAY, CLAMP SOPORTE DE GRAMPA	1			
21	90109-06M86	BOLT PERNO	1			
22	688-42726-10	GROMMET TAPON	1			EXCEPT FLUSHING KIT
	6H1-42726-21	GROMMET TAPON	1			EXCEPT FLUSHING KIT
23	6BL-44391-00	NIPPLE, HOSE NIPLE MANGUERA	1			FLUSHING KIT
24	6H4-42748-00	GROMMET TAPON	3			FLUSHING KIT
25	67F-42717-00	RUBBER, SEAL 2 GOMA	4			
26	90338-11007	PLUG TAPON	1			

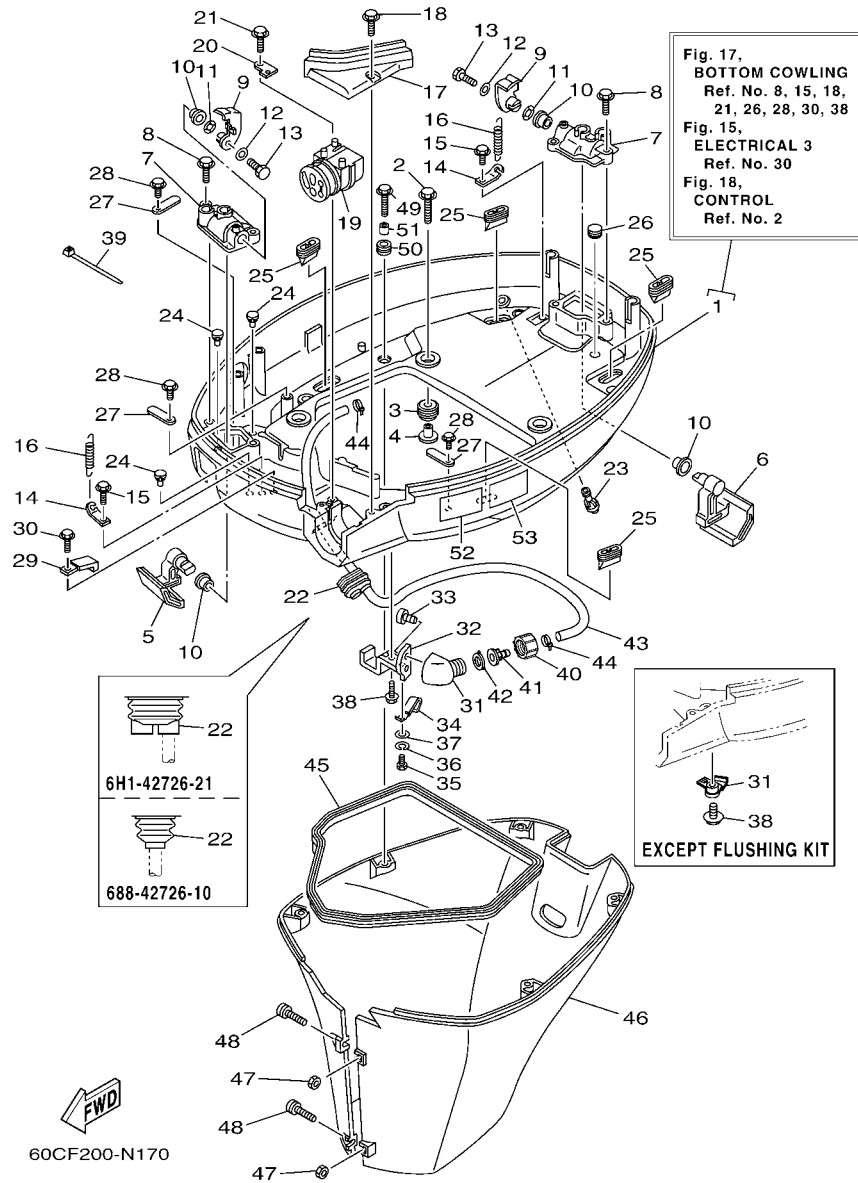


FIG. 17 BOTTOM COWLING

CUBIERTA INFERIOR

REF. NO.	PART NO. CODIGO Nº	DESCRIPTION DESCRIPCION	60CF				REMARKS OBSERVACIONES
27	6E5-82588-00	PLATE PLACA	3				
28	90109-06M81	BOLT PERNO	3				
29	90465-08M23	CLAMP BRIDA	1				
30	90109-06M86	BOLT PERNO	1				
31	67F-24367-00	CLAMP, FUEL PIPE 2 GRAMPA DE TUBO DE COMBUST.2	1				EXCEPT FLUSHING KIT EXCEPT FLUSHING KIT
	68T-12572-00	ADAPTER ADAPTADOR	1				FLUSHING KIT FLUSHING KIT
32	67F-12535-01	PLATE EMPAQUETADURA	1				FLUSHING KIT FLUSHING KIT
33	90167-06002	SCREW, TAPPING TORNILLO DE ROSCA HEMBRA	2				FLUSHING KIT FLUSHING KIT
34	90462-06018	CLAMP BRIDA	1				FLUSHING KIT FLUSHING KIT
35	97095-06008	BOLT PERNO	1				FLUSHING KIT FLUSHING KIT
36	92995-06100	WASHER, SPRING ARANDELA	1				FLUSHING KIT FLUSHING KIT
37	92995-06200	WASHER ARANDELA	1				FLUSHING KIT FLUSHING KIT
38	90109-06M82	BOLT PERNO	1				EXCEPT FLUSHING KIT
	90109-06M86	BOLT PERNO	1				EXCEPT FLUSHING KIT FLUSHING KIT
39	90465-13M18	CLAMP BRIDA	1				
40	6R3-12581-00	JOINT, HOSE 1 CONEXION	1				FLUSHING KIT FLUSHING KIT
41	6R3-12582-00	JOINT, HOSE 2 CONEXION	1				FLUSHING KIT FLUSHING KIT
42	6R3-12583-00	GASKET, HOSE JOINT EMPAQUETADURA JUNTA DE MANGUE	1				FLUSHING KIT FLUSHING KIT
43	67F-24312-00	PIPE 2 TUBO 2	1				FLUSHING KIT FLUSHING KIT
44	90465-11M10	CLAMP BRIDA	2				FLUSHING KIT FLUSHING KIT
45	61A-42716-00	RUBBER, SEAL 1 SELLO DE GOMA 1	1				
46	67F-42741-01-8D	APRON MANDIL	1				
47	95380-06600	NUT, HEXAGON TUERCA	2				
48	90159-06M28	SCREW, WITH WASHER TORNILLO CON VALONA	2				
49	90109-06M80	BOLT PERNO	5				
50	90480-13M24	GROMMET TAPON	5				
51	90387-06M43	COLLAR ESPACIADOR	5				

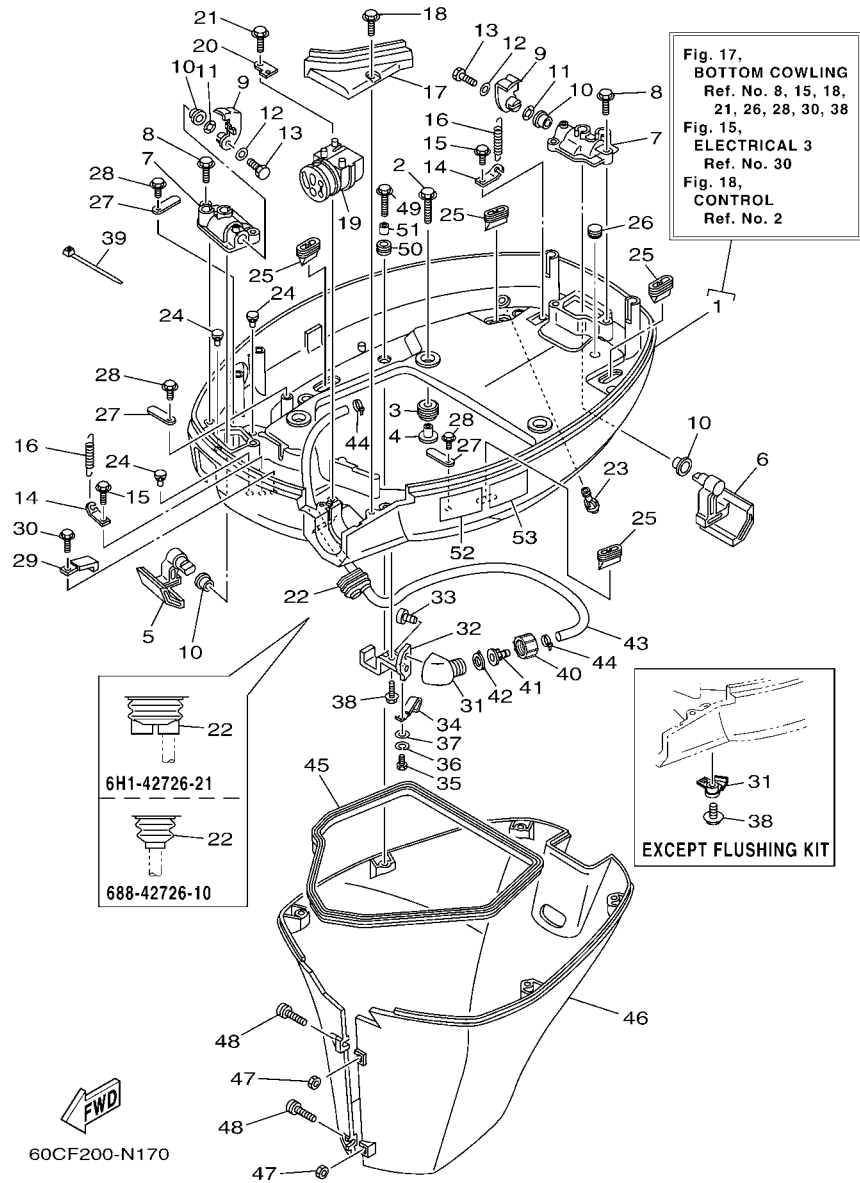


FIG. 17 BOTTOM COWLING

CUBIERTA INFERIOR

REF. NO.	PART NO. CODIGO Nº	DESCRIPTION DESCRIPCION	60CF			REMARKS OBSERVACIONES
52	6AH-42794-40	LABEL, WARNING (GENERAL) ETIQUETA DE PRECAUCION	1			
53	6AH-42794-50	LABEL, WARNING (GENERAL) ETIQUETA DE PRECAUCION	1			FOR CAR(CE) FOR CAR(CE)

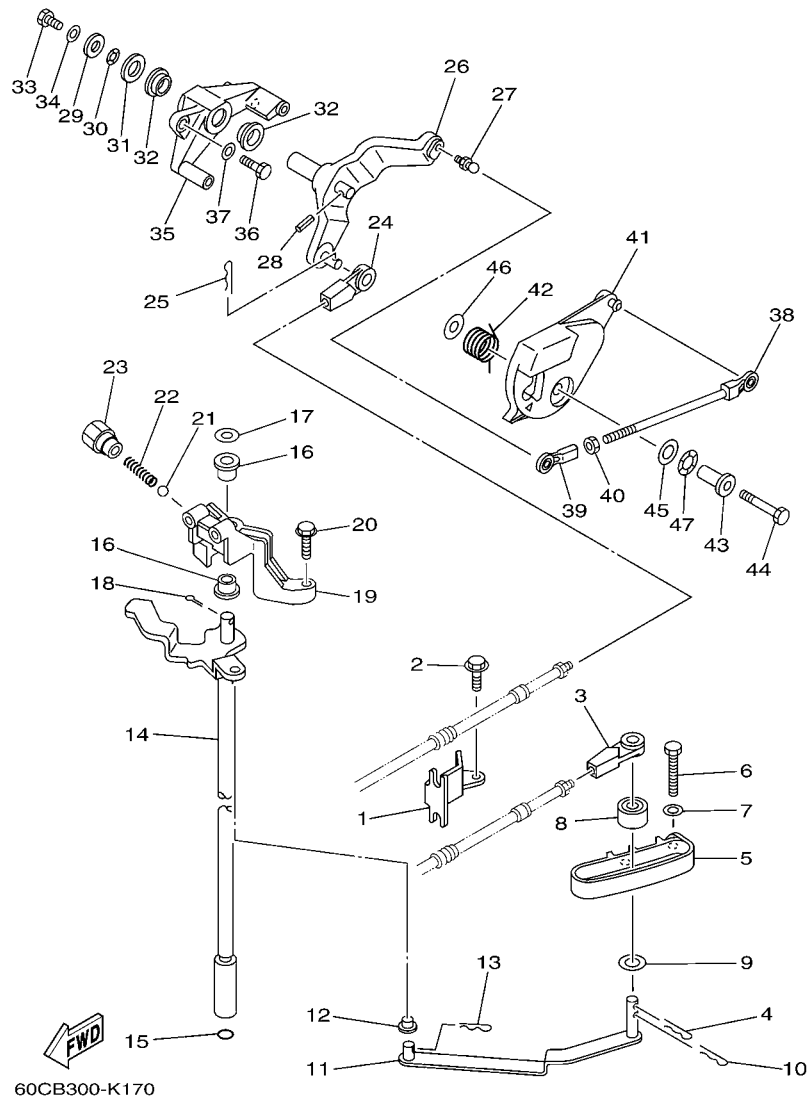


FIG. 18 CONTROL

CONTROL

REF. NO.	PART NO. CODIGO Nº	DESCRIPTION DESCRIPCION	60CF				REMARKS OBSERVACIONES
1	67F-48538-00	CLAMP, CABLE 1 GRAMPA DE CABLE	1				
2	90109-06M86	BOLT PERNO	1				
3	663-48344-00	CABLE END, REMOTE CONTROL BASE CONTROL	1				
4	90468-18008	CLIP PRESILLA	1				
5	67F-44117-00-94	BRACKET SOPORTE	1				
6	97095-06040	BOLT PERNO	2				
7	92995-06600	WASHER ARANDELA	2				
8	688-44122-00	BUSHING, SHIFT ROD LEVER BUJE PALANCA VARILLA DE CAMBIO	1				
9	90202-07M07	WASHER, PLATE ARANDELA DE PLANA	1				
10	90468-18008	CLIP PRESILLA	1				
11	67F-44121-00	LEVER, SHIFT ROD PALANCA VARILLA CAMBIOS	1				
12	90386-06M12	BUSH BUJE	1				
13	90468-18008	CLIP PRESILLA	1				
14	60C-44120-11 60C-44120-31	HANDLE GEAR SHIFT ASSY MANIJA DE CAMBIO COMPL HANDLE GEAR SHIFT ASSY MANIJA DE CAMBIO COMPL	1 1				L(20.3") L(20.3") X(25.3") X(25.3")
15	93210-09165	O-RING ANILLO O	1				
16	90386-90M90	BUSH BUJE	2				
17	90201-09M02	WASHER, PLATE ARANDELA PLANA	1				
18	91490-20015	PIN. COTTER CHAVETA	1				
19	68V-44118-00	BRACKET SOPORTE	1				
20	97575-06525	BOLT, WITH WASHER PERNO CON ARANDELA	2				
21	93501-04M02	BALL BOLA	1				
22	90501-12082	SPRING, COMPRESSION RESORTE DE COMPRESION	1				
23	648-42715-00	BUSHING BUJE	1				
24	663-48344-00	CABLE END, REMOTE CONTROL BASE CONTROL	1				
25	90468-18008	CLIP PRESILLA	1				
26	67F-42154-00-94	LEVER, THROTTLE CONTROL PALANCA CONTROL ACELERADOR	1				

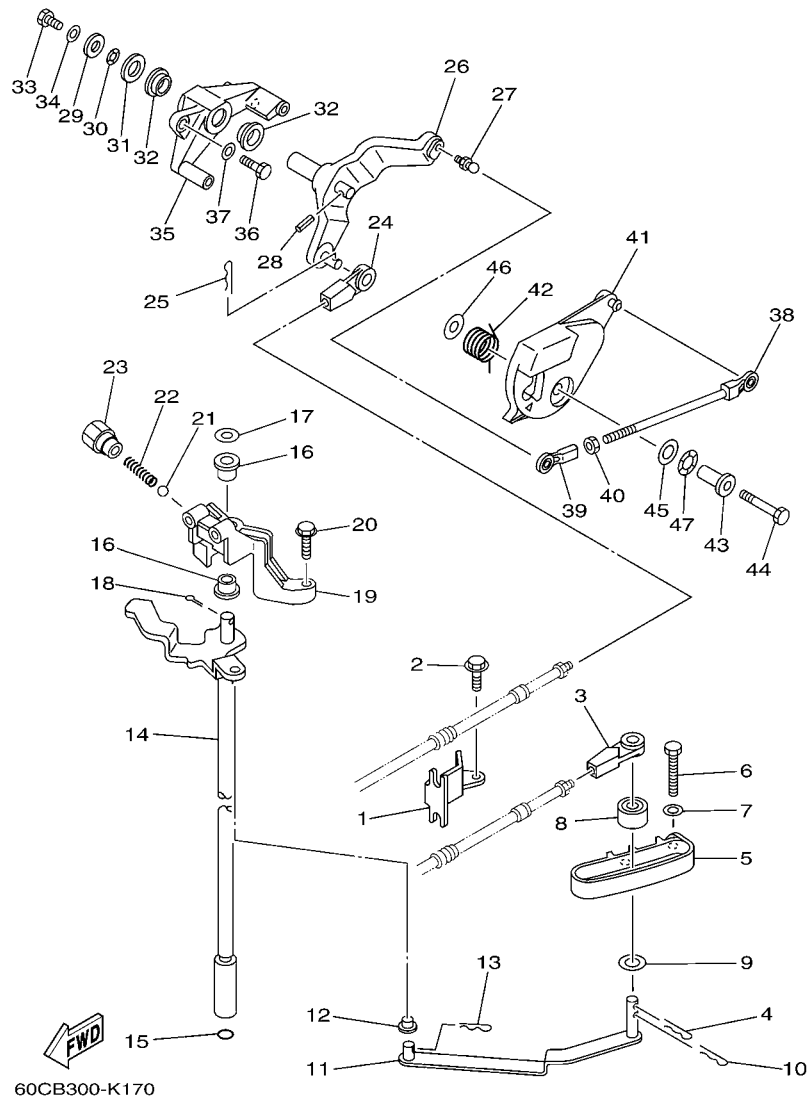


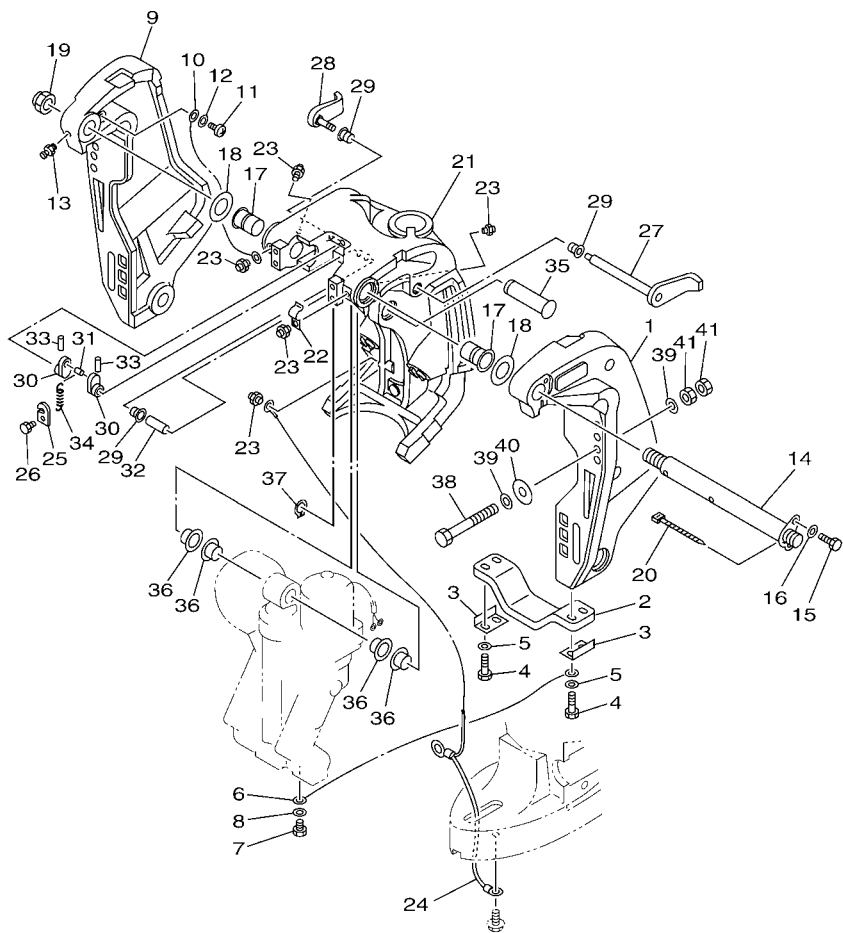
FIG. 18 CONTROL

CONTROL

REF. NO.	PART NO. CODIGO Nº	DESCRIPTION DESCRIPCION	60CF				REMARKS OBSERVACIONES
27	663-85518-00	JOINT, BALL CONECTOR	1				
28	91690-30018	PIN, SPRING PASADOR DE RESORTE	1				
29	90201-06068	WASHER, PLATE ARANDELA PLANA	1				
30	90206-12M00	WASHER, WAVE ARANDELA ONDULADA	1				
31	92990-12600	WASHER, PLATE ARANDELA PLANA	1				
32	90386-12069	BUSH BUJE	2				
33	97095-06012	BOLT PERNO	1				
34	92995-06600	WASHER ARANDELA	1				
35	67F-41661-00-94	BRACKET 1 SOPORTE 1	1				
36	97095-06025	BOLT PERNO	2				
37	92995-06600	WASHER ARANDELA	2				
38	67F-41237-00	JOINT, LINK CONECTOR	1				
39	682-41237-00	JOINT, LINK CONECTOR	1				
40	95380-05600	NUT TUERCA	1				
41	67F-41213-01	CAM, ACCEL. LEVA ACELERADOR	1				
42	67F-44135-00	SPRING RESORTE	1				
43	90387-06M82	COLLAR ESPACIADOR	1				
44	97095-06035	BOLT PERNO	1				
45	90201-10M02	WASHER, PLATE ARANDELA PLANA	1				
46	90201-06M31	WASHER, PLATE ARANDELA PLANA	1				
47	90206-10M04	WASHER, WAVE ARANDELA ONDULADA	1				

FIG. 19 BRACKET 1

SOPORTE 1

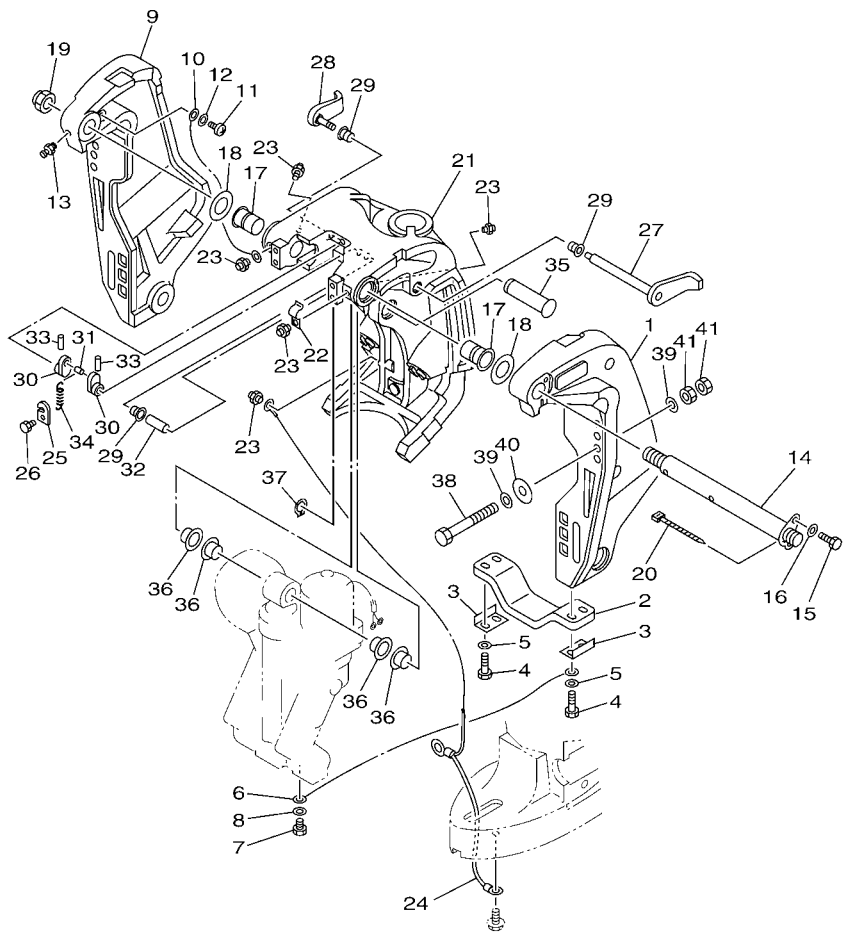


FWD
60CE200-M250

REF. NO.	PART NO. CODIGO Nº	DESCRIPTION DESCRIPCION	60CF			REMARKS OBSERVACIONES
1	68V-43111-01-8D	BRACKET, CLAMP 1 SOPORTE DE LA ABRAZADERA 1	1			
2	6G5-45251-02	ANODE CATODE	1			
3	6G5-44526-00	PLATE PLACA 1	2			
4	97095-06030	BOLT PERNO	4			
5	92995-06600	WASHER ARANDELA	4			
6	6E5-82148-00	WIRE, LEAD 4 CABLE CONDUCTOR 4	1			
7	97095-06010	BOLT PERNO	1			
8	92995-06600	WASHER ARANDELA	1			
9	68V-43112-01-8D	BRACKET, CLAMP 2 SOPORTE DE LA ABRAZADERA 2	1			
10	6E5-82148-00	WIRE, LEAD 4 CABLE CONDUCTOR 4	1			
11	97885-06012	SCREW, PAN HEAD TORNILLO A MUESCA	1			
12	92995-06600	WASHER ARANDELA	1			
13	93700-06M03	NIPPLE, GREASE BOQUILLA DE ENGRASAR	1			
14	64E-43131-01	BOLT, CLAMP BRACKET TORNILLO DE ABRAZADERA DEL SOP	1			
15	97095-08020	BOLT PERNO	1			
16	92995-08600	WASHER ARANDELA	1			
17	90386-25M31	BUSH BUJE	2			
18	90201-26M59	WASHER, PLATE ARANDELA PLANA	2			
19	90185-22M11	NUT, SELF-LOCKING TUERCA AUTOBLOCANTE	1			
20	90465-11M10	CLAMP BRIDA	1			
21	64E-43311-10-8D	BRACKET, SWIVEL 1 SOPORTE GIRATORIO 1	1			L(20.3") L(20.3")
	64E-43311-20-8D	BRACKET, SWIVEL 1 SOPORTE GIRATORIO 1	1			X(25.3") X(25.3")
22	90465-08M63	CLAMP BRIDA	1			
23	93700-06M03	NIPPLE, GREASE BOQUILLA DE ENGRASAR	5			
24	66K-82149-00	WIRE, LEAD 3 CABLE CONDUCTOR 3	1			L(20.3") L(20.3")
	68V-82149-30	WIRE, LEAD 3 CABLE CONDUCTOR 3	1			X(25.3") X(25.3")
25	66T-43144-00	HOOK, SPRING GANCHO	1			

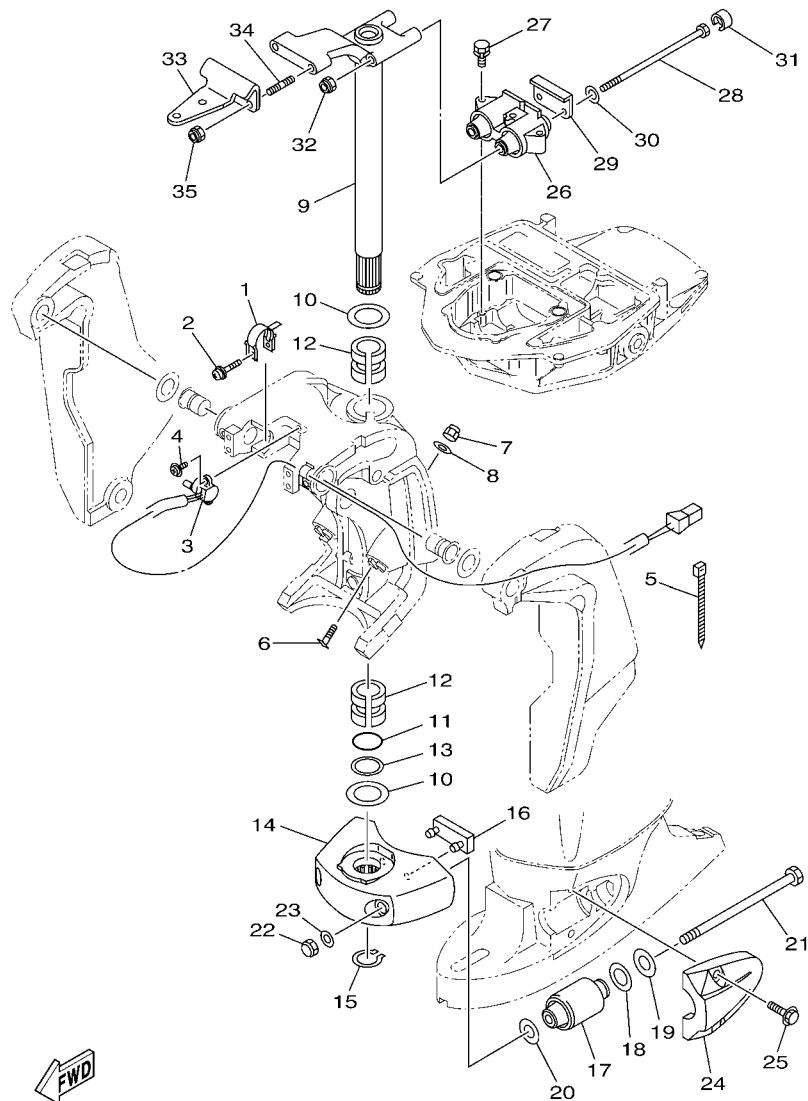
FIG. 19 BRACKET 1

SOPORTE 1



FWD
60CE200-M250

REF. NO.	PART NO. CODIGO Nº	DESCRIPTION DESCRIPCION	60CF				REMARKS OBSERVACIONES
26	97095-06010	BOLT PERNO	1				
27	6G5-43181-02	LEVER, TILT STOP 1 PALANCA TOPE INCLINACION 1	1				
28	6G5-43185-02	LEVER, TILT STOP 2 PALANCA TOPE INCLINACION 2	1				
29	90386-10M16	BUSH BUJE	3				
30	6G5-43148-00	COLLAR, DISTANCE COLLAR	2				
31	90249-06M19	PIN PASADOR	1				
32	90387-10M05	COLLAR ESPACIADOR	1				
33	91690-30020	PIN, SPRING PASADOR DE RESORTE	2				
34	90506-14M24	SPRING, TENSION RESORTE DE TENSION	1				
35	64E-43126-00	PIN, UPPER SHOCK MOUNT PASADOR DE AMORTIGUADOR SUPERIOR	1				
36	90386-22M98	BUSH BUJE	4				
37	93410-22M11	CIRCLIP SEGURO	1				
38	90101-12M05	BOLT (L:130MM) TORNILLO (L:130MM)	4				
39	90201-13M01	WASHER, PLATE ARANDELA PLANA	8				
40	90201-12426	WASHER, PLATE ARANDELA PLANA	4				
41	95380-12600	NUT TUERCA	8				



68VC100-L210

FIG. 20 BRACKET 2

SOPORTE 2

REF. NO.	PART NO. CODIGO Nº	DESCRIPTION DESCRIPCION	60CF				REMARKS OBSERVACIONES
1	64E-43139-10	CAM, TRIM SENDER LEVA TRANSMISOR DE INCLINDOR	1				
2	90159-05059	SCREW, WITH WASHER TORNILLO CON VALONA	1				
3	67H-83672-01	TRIM SENDER TRANSMISOR DE INCLINADOR	1				
4	97985-06216	SCREW, WITH WASHER TORNILLO, CON ARANDELA	2				
5	90465-11M10	CLAMP BRIDA	3				
6	63P-43376-00	BOLT, THRUST RECEIVER TORNILLO RECEPTOR	2				
7	95780-10300	NUT, FLANGE TUERCA	2				
8	92995-10600	WASHER ARANDELA	2				
9	68V-42510-11-8D	STEERING BRACKET ASSY SOPORTE DIRECCION COMPL.	1				L(20.3") L(20.3")
	68V-42510-31-8D	STEERING BRACKET ASSY SOPORTE DIRECCION COMPL.	1				X(25.3") X(25.3")
10	90201-38M60	WASHER, PLATE ARANDELA PLANA	2				
11	93210-37MH7	O-RING ANILLO O	1				
12	90386-38M32	BUSH BUJE	2				
13	90202-40M47	WASHER, PLATE ARANDELA DE PLANA	1				
14	68V-44551-00-8D	HOUSING, LOWER MOUNT RUBBER 1 CAJA AMORTIGUADOR INFERIOR HU	1				
15	93410-37M04	CIRCLIP SEGURO	1				
16	61A-44575-00	DAMPER, LOWER MOUNT RUBBER AMORTIGUADOR INFERIOR	1				
17	61A-44555-01-94	MOUNT DAMPER, LOWER SIDE AMORTIGUADOR DE HULE LADO INFE	2				
18	90202-32M19	WASHER, PLATE ARANDELA DE PLANA	2				
19	90201-16M55	WASHER, PLATE ARANDELA PLANA	2				
20	90201-15M58	WASHER, PLATE ARANDELA PLANA	2				
21	90109-14007	BOLT PERNO	2				
22	95380-14600	NUT TUERCA	2				
23	92995-14600	WASHER ARANDELA	2				
24	68V-44553-00-8D	COVER, LOWER MOUNT CUBIERTA, AMORTIGUADOR INFERIOR	2				
25	97575-10540	BOLT, WITH WASHER PERNO CON ARANDELA	4				
26	67F-44514-01	MOUNT DAMPER, UPPER SIDE AMORTIGUADOR LADO SUPERIOR	1				



68VC100-L210

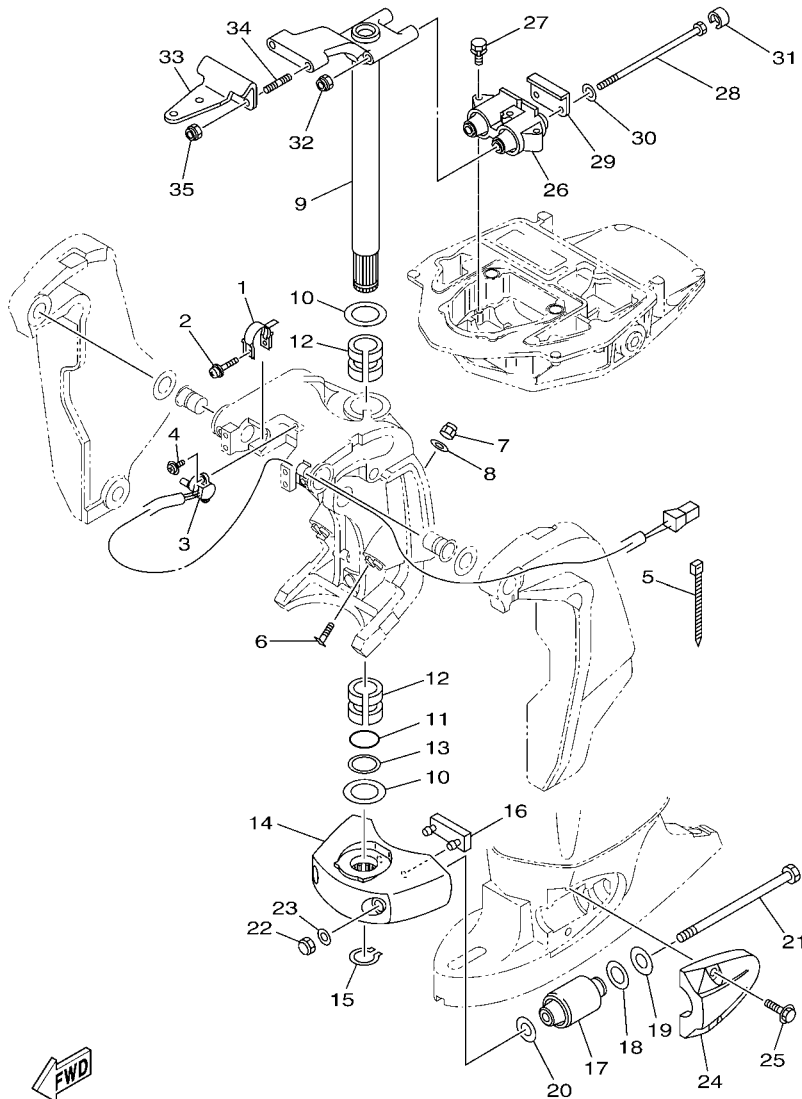
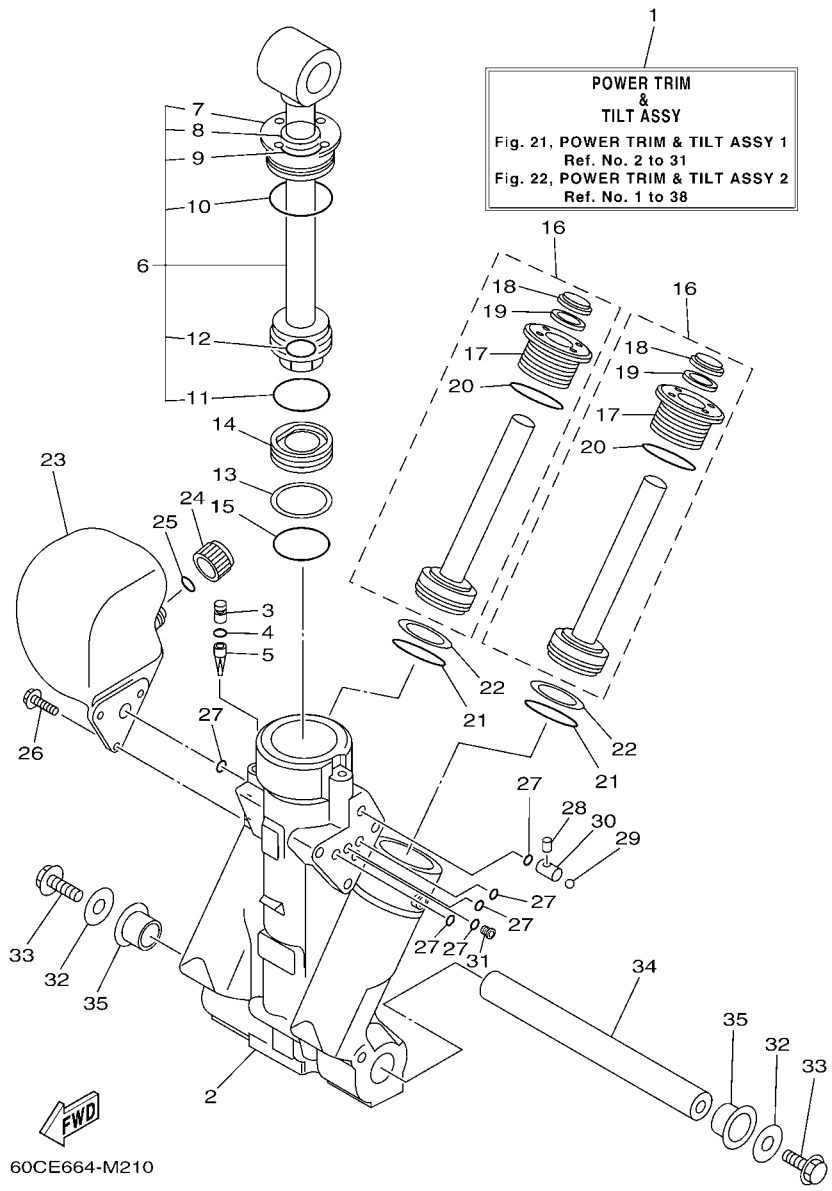


FIG. 20 BRACKET 2

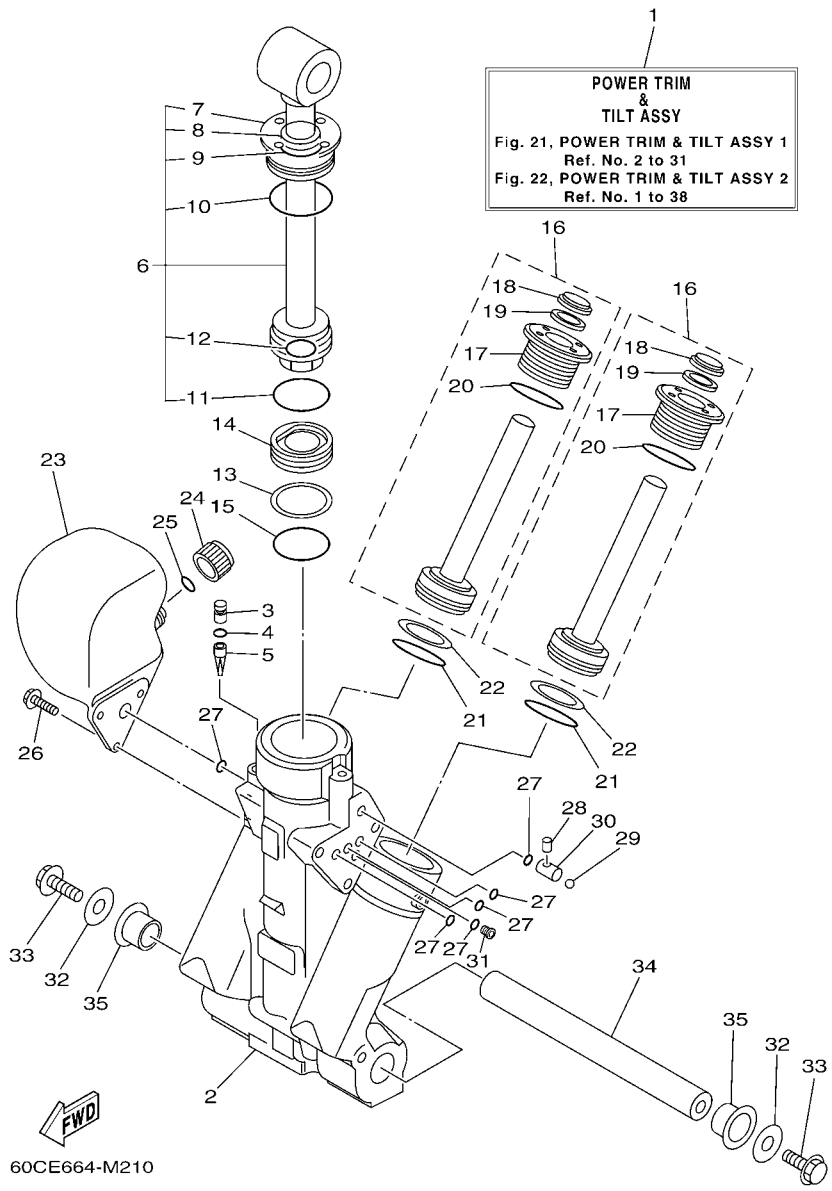
SOPORTE 2

REF. NO.	PART NO. CODIGO Nº	DESCRIPTION DESCRIPCION	60CF				REMARKS OBSERVACIONES
27	90119-08091	BOLT, WITH WASHER TORNILLO CON ARANDELA	3				
28	90109-12007	BOLT PERNO	2				
29	67F-44526-00	PLATE PLACA 1	1				
30	90201-12M09	WASHER, PLATE ARANDELA PLANA	2				
31	67F-44533-00	DAMPER, UPPER MOUNT RUBBER AMORTIGUADOR SUPERIOR	2				
32	90185-12M12	NUT, SELF-LOCKING TUERCA AUTOBLOCANTE	2				
33	68V-48511-01	HOOK, STEERING GANCHO DIRECCION	1				
34	90116-10062	BOLT, STUD ESPARRAGO	2				
35	90185-10027	NUT, SELF-LOCKING TUERCA AUTOBLOCANTE	2				

FIG. 21 POWER TRIM & TILT ASSY 1 COMPONER Y PODER VARILLA 1



REF. NO.	PART NO. CODIGO Nº	DESCRIPTION DESCRIPCION	60CF				REMARKS OBSERVACIONES
1	68V-43800-07	POWER TRIM & TILT ASSY ELEVADOR HIDRAULICO COMPL.	1				
2	64E-43825-03	HOUSING, TRIM & TILT CAJA INCLINACION Y ADRNO	1				
3	6AW-4388J-00	PLUG 2 TAPON 2	1				
4	93210-10M74	O-RING ANILLO O	1				
5	64E-43817-00	FILTER 2 FIELTRO 2	1				
6	64E-43810-02	TILT PISTON SUB ASSY ELEVADOR SUB-PISTON COMPL.	1				
7	64E-43811-02	.SCREW, CYLINDER END .TORNILLO CILINDRO EXTREMO	1				
8	64E-43898-00	.SEAL, DUST 2 .SELLO ANTIPOLVO	1				
9	64E-43867-00	.O-RING .ANILLO EN O 7	1				
10	64E-43866-00	.O-RING .ANILLO EN O 6	1				
11	6E5-43862-00	.O-RING .ANILLO EN O 2	1				
12	64E-43883-00	.O-RING .ANILLO EN O 10	1				
13	6E5-43872-00	RING, BACK UP ANILLO	1				
14	6E5-43814-02	PISTON, FREE PISTON LIBRE	1				
15	6E5-43862-00	O-RING ANILLO EN O 2	1				
16	64E-43820-03	TRIM PISTON SUB ASSY ELEVADOR PISTON COMPL.	2				
17	64E-43821-03	.SCREW, TRIM CYLINDER END .TORNILLO CILINDURO EXTREMO	1				
18	64E-43822-00	.SEAL, TRIM DUST .SELLO DE POLVO	1				
19	64E-4384J-00	.SEAL, TRIM DOWN .SELLO	1				
20	6G5-43864-00	.O-RING .ANILLO EN O 4	1				
21	6E5-43864-00	O-RING ANILLO EN O 4	2				
22	6E5-43874-01	RING, BACK UP ANILLO	2				
23	64E-43828-01	BODY, RESERVOIR CUERPO DEPOSITO	1				
24	64E-43829-01	PLUG, RESERVOIR TAPON DEPOSITO	1				
25	64E-43897-00	O-RING ANILLO EN O	1				
26	64E-4388E-01	BOLT ,SCREW (L:14MM) PERNO (L:14MM)	3				
27	64E-43869-00	O-RING ANILLO EN O 9	6				



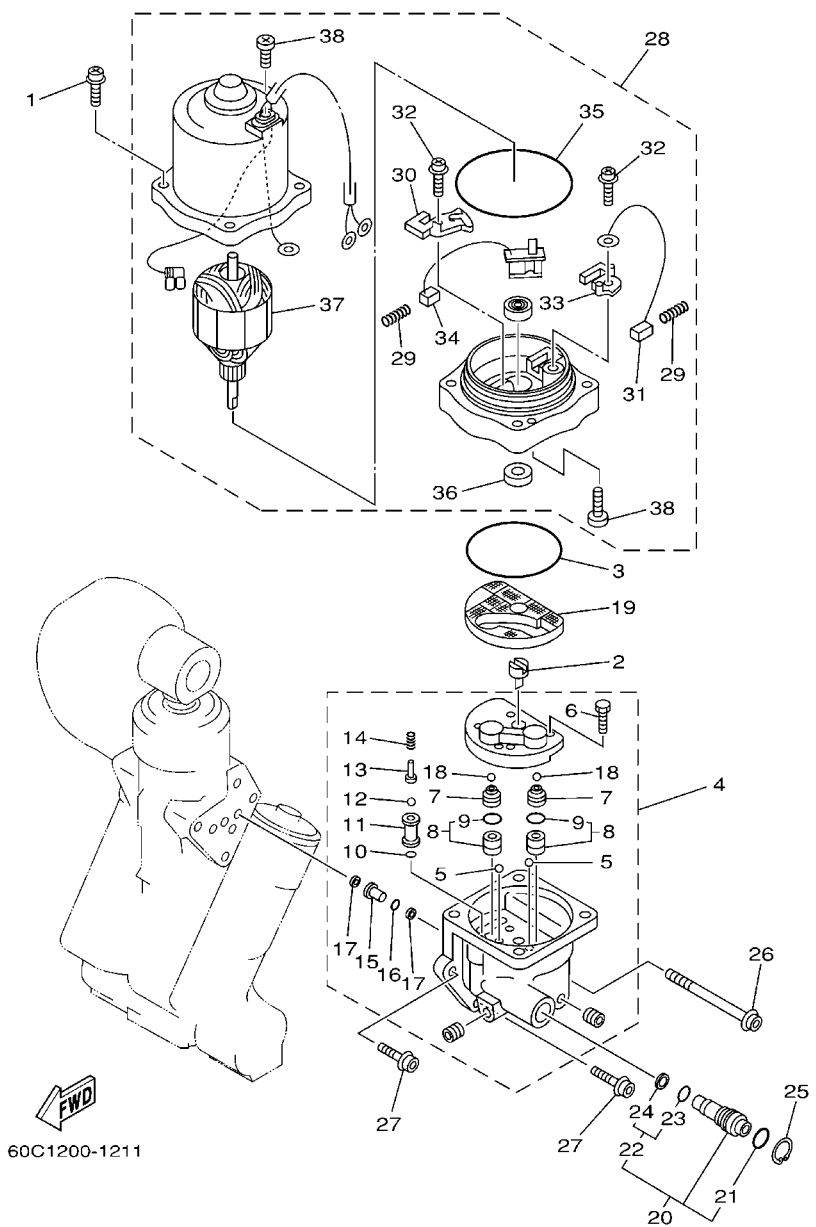
60CE664-M210

FIG. 21 POWER TRIM & TILT ASSY 1 COMPONER Y PODER VARILLA 1

REF. NO.	PART NO. CODIGO Nº	DESCRIPTION DESCRIPCION	60CF				REMARKS OBSERVACIONES
28	64E-4381G-00	PIN PASADOR 1	1				
29	6E5-43858-00	BALL ESFERA	1				
30	64E-4382G-00	VALVE, SEAT JUEGO ASIENTO VALVULA	1				
31	64E-4384N-00	PLUG, ORIFICE TAPON DE ORIFICIO	1				
32	90201-10060	WASHER, PLATE ARANDELA PLANA	2				
33	97575-10530	BOLT, WITH WASHER PERNO CON ARANDELA	2				
34	6BC-43818-00	PIN, LOWER SHOCK MOUNT PASADOR AMORTIGUADOR INFERIOR	1				
35	90386-22M98	BUSH BUJE	2				

FIG. 22 POWER TRIM & TILT ASSY 2

COMPONER Y PODER VARILLA 2

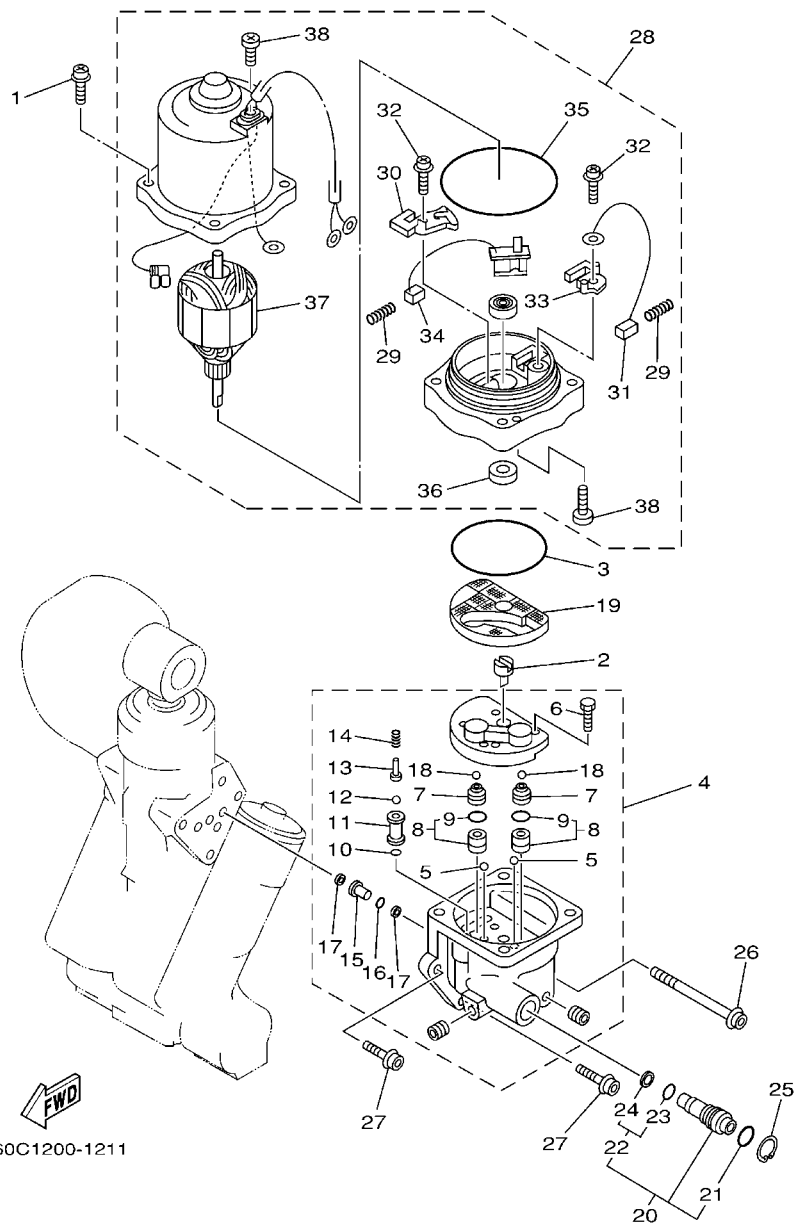


60C1200-1211

REF. NO.	PART NO. CODIGO Nº	DESCRIPTION DESCRIPCION	60CF				REMARKS OBSERVACIONES
1	64E-4388E-11	BOLT ,SCREW (L:34.7MM) PERNO (L:34.7MM)	4				
2	64E-43831-00	CONNECTOR, SHAFT CONEXION EJE	1				
3	64E-43868-00	O-RING ANILLO EN O 8	1				
4	68V-43830-01	GEAR PUMP ASSY ENGRANAJE BOMBA COMPL.	1				
5	72X-43858-00	.BALL .ESFERA	2				
6	64E-43843-00	.SCREW, VALVE LOCK .TORNILLO	4				
7	6AW-43841-00	.PISTON, SHUTTLE .PISTON	2				
8	64E-43802-00	.VALVE SUB ASSY .VALVULA PRINCIPAL COMPL.	2				
9	6E5-43896-00	..O-RING ..ANILLO EN O	1				
10	6G5-43863-00	O-RING ANILLO EN O 3	1				
11	66Y-43851-00	.SEAT, RELIEF VALVE .ASIENTO VALVULA DE DESCARGA	1				
12	64E-43858-00	.BALL .ESFERA	1				
13	64E-43859-00	.PIN, VALVE SUPPORT .PASADOR VALVULA SOPORTE	1				
14	68V-43855-00	.SPRING, UP RELIEF .RESORTE SEGURIDAD SUPERIOR	1				
15	64E-43850-00	.VALVE SUB ASSY .VALVULA COMPL.	1				
16	64E-43865-00	.O-RING .ANILLO EN O 5	1				
17	64E-43816-00	.FILTER 1 .FILTRO 1	2				
18	6AW-43858-00	.BALL .ESFERA	2				
19	64E-43817-11	FILTER 2 FILTRO 2	1				
20	64E-43860-01	MANUAL VALVE SUB-ASSY VALVULA SUB-COMPL.	1				
21	72X-85075-L0	.O-RING ANILLO EN O 5	1				
22	64E-43827-00	.RING SET .ESFERA	1				
23	64E-4387A-00	..O-RING ..ANILLO O	1				
24	64E-43873-00	..RING, BACK UP ..ANILLO	1				
25	6AW-43875-00	RING, SNAP ANILLO	1				
26	64E-43879-11	SCREW, WITH WASHER TORNILLO CON RONDANA	1				
27	64E-43879-01	SCREW, WITH WASHER TORNILLO CON RONDANA	2				

FIG. 22 POWER TRIM & TILT ASSY 2

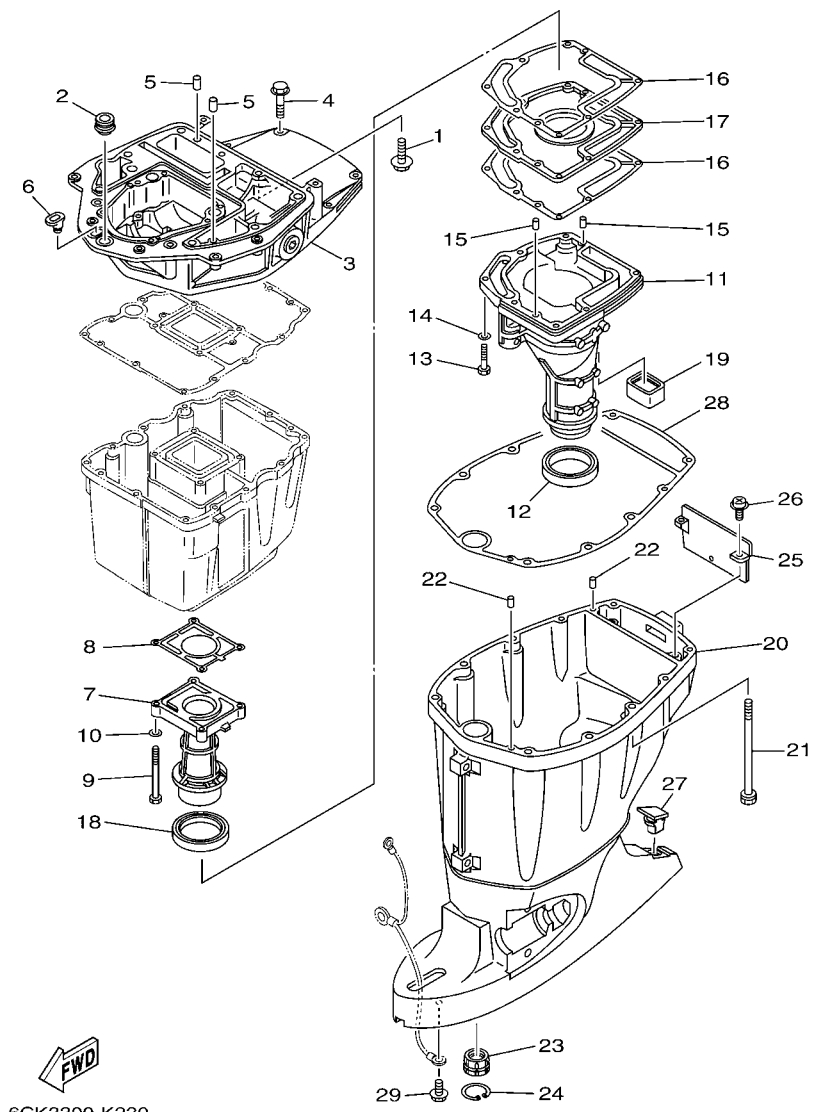
COMPONER Y PODER VARILLA 2



REF. NO.	PART NO. CODIGO Nº	DESCRIPTION DESCRIPCION	60CF				REMARKS OBSERVACIONES
28	68V-43880-04	MOTOR ASSY MOTOR COMPL.	1				
29	6H1-4386K-10	.SPRING, BRUSH .RESORTE, ESCOBILLA	2				
30	64E-4380J-00	.HOLDER, BRUSH .PORTAESCOBILLA	1				
31	64E-43891-00	.BRUSH 1 .ESCOBILLA 1	1				
32	97607-04310	.SCREW, WITH WASHER .TORNILLO CAB CON PLANA C/ARAN	2				
33	64E-4380F-00	.HOLDER, BRUSH 2 .PORTAESCOBILLA 2	1				
34	64E-43892-00	.BREAKER COMP. (BRUSH 2) .RUPTOR COMPLETO (ESCOBILLA 2)	1				
35	6G5-43865-01	.O-RING .ANILLO EN O 5	1				
36	93102-08M43	.OIL SEAL .SELLO ACEITE	1				
37	64E-43805-01	.ARMATURE ASSY .INDUCIDO COMPL.	1				
38	64E-43843-10	.SCREW, VALVE LOCK .TORNILLO	3				

FIG. 23 UPPER CASING

FUNDA SUPERIOR

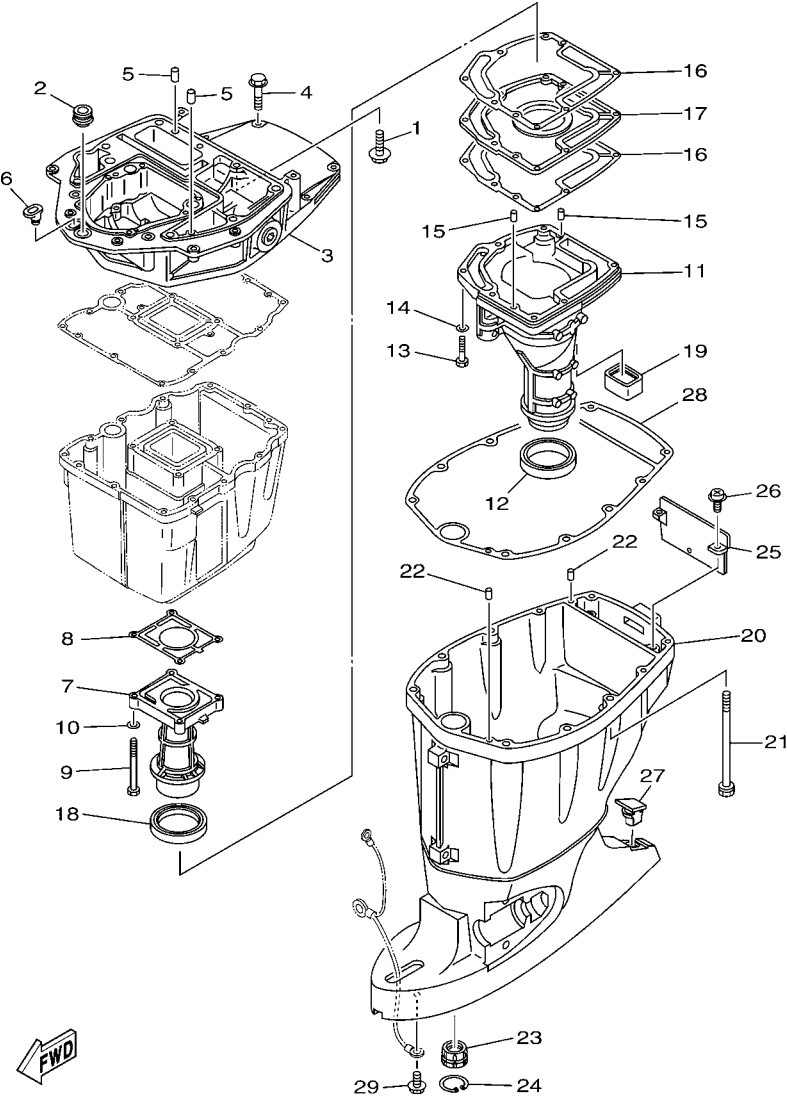


6CK3300-K230

REF. NO.	PART NO. CODIGO Nº	DESCRIPTION DESCRIPCION	BOCF				REMARKS OBSERVACIONES
1	90119-08M58	BOLT, WITH WASHER TORNILLO CON ARANDELA	2				
2	67F-42724-00	GROMMET TAPON	1				
3	67F-41137-02-CA	GUIDE, EXHAUST GUIA DE ESCAPE	1				
4	97575-08540	BOLT, WITH WASHER PERNO CON ARANDELA	4				
5	93608-16M16	PIN, DOWEL PASADOR DE CLAVIJA	2				
6	6G1-42727-00	GROMMET TAPON	1				
7	60C-41131-01-9S	MANIFOLD, EXT. 1 TUBO MULTIPLE DE ESCAPE	1				
8	67F-41133-A1	GASKET, EXHAUST MANIFOLD 1 EMPAQUE ESCAPE MULTIPLE	1				
9	97075-06070	BOLT PERNO	4				
10	92995-06600	WASHER ARANDELA	4				
11	60C-14711-10-9S	MUFFLER 1 SILENCIADOR 1	1				L(20.3") L(20.3")
	60C-14711-30-9S	MUFFLER 1 SILENCIADOR 1	1				X(25.3") X(25.3")
12	68V-45123-00	GASKET, MUFFLER EMPAQUE SILENCIADOR	1				
13	97075-06030	BOLT PERNO	7				
14	92995-06600	WASHER ARANDELA	7				
15	93606-19M23	PIN, DOWEL PASADOR DE CLAVIJA	2				
16	67F-41134-A0	GASKET, EXHAUST MANIFOLD EMPAQUE	2				
17	67F-45181-00-CA	PLATE PLACA	1				
18	67F-41138-00	SEAL, EXT. 1 SELLO, ESCAPE 1	1				
19	67F-45127-00	SEAL SELLO DE GOMA	1				
20	68V-45111-11-8D	CASING, UPPER CAJA SUPERIOR	1				L(20.3") L(20.3")
	68V-45111-31-8D	CASING, UPPER CAJA SUPERIOR	1				X(25.3") X(25.3")
21	90119-10M08	BOLT, WITH WASHER TORNILLO CON ARANDELA	6				
22	93608-16M16	PIN, DOWEL PASADOR DE CLAVIJA	2				
23	6E5-45318-00	BUSHING, DRIVE SHAFT BUJE, EJE DE MANDO	1				
24	93420-36M01	CIRCLIP SEGURO	1				
25	67F-45151-00	COVER, UPPER CASING CUBIERTA FUNDA SUPERIOR	1				

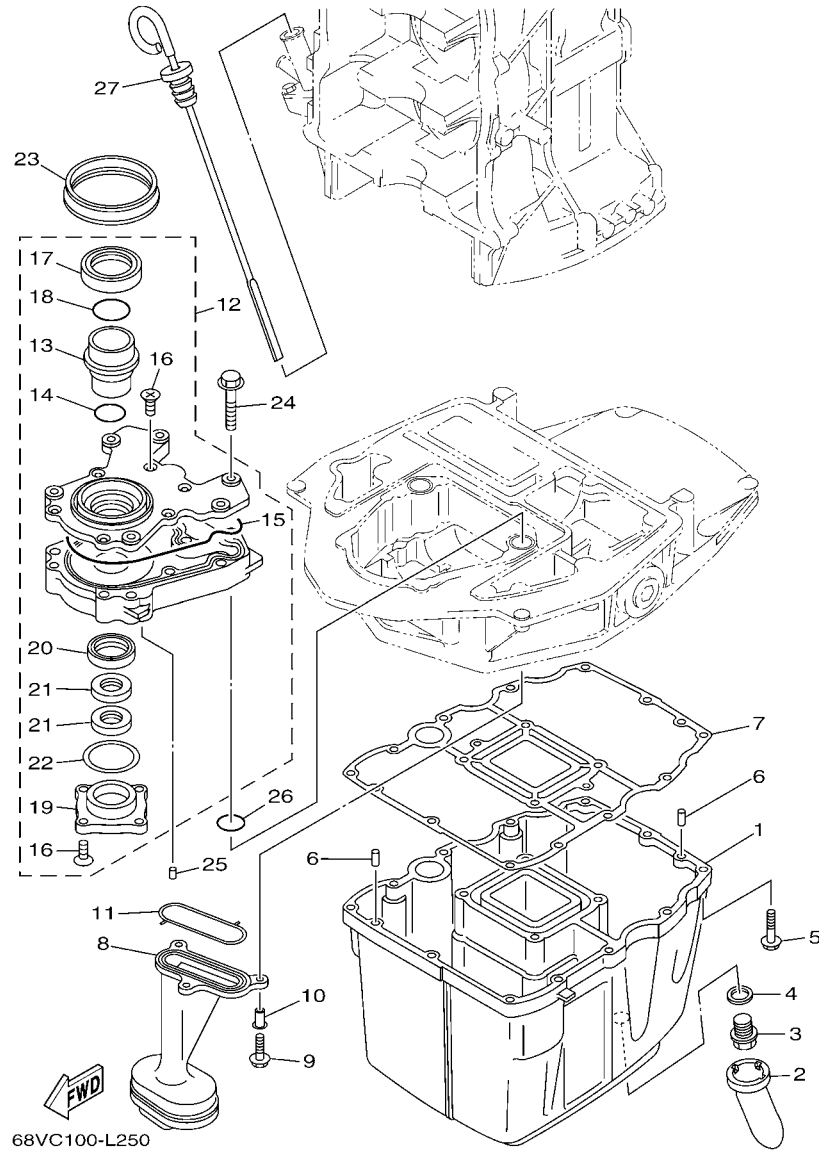
FIG. 23 UPPER CASING

FUNDA SUPERIOR



6CK3300-K230

REF. NO.	PART NO. CODIGO Nº	DESCRIPTION DESCRIPCION	60CF				REMARKS OBSERVACIONES
26	97980-06216	SCREW, WITH WASHER TORNILLO, CON ARANDELA	2				
27	6C5-45155-00	CAP TAPA	1				
28	67F-45113-00	GASKET, UPPER CASING EMPAQUE	1				
29	95895-06010	BOLT, FLANGE TORNILLO DE REBORDE	1				



68VC100-L250

FIG. 24 OIL PAN

OIL PAN

REF. NO.	PART NO. CODIGO Nº	DESCRIPTION DESCRIPCION	60CF				REMARKS OBSERVACIONES
1	68V-15311-00-CA	OIL PAN BANDEJA DE ACEITE	1				
2	63P-15316-00	DAMPER 1 AMORTIGUADOR 1	1				
3	90340-14M06	PLUG, STRAIGHT SCREW TORNILLO, DE DRENAJE	1				
4	90430-14M09	GASKET JUNTA	1				
5	97575-06525	BOLT, WITH WASHER PERNO CON ARANDELA	12				
6	93606-12019	PIN, DOWEL PASADOR DE CLAVIJA	2				
7	68V-15312-00	GASKET, OIL PAN EMPAQ BANDEJA DE ACEITE	1				
8	67F-13411-00	STRAINER, OIL FILTRO DE ACEITE	1				
9	95812-06025	BOLT, FLANGE TORNILLO DE REBORDE	3				
10	90387-06263	COLLAR ESPACIADOR	3				
11	67F-13415-00	SEAL, OIL STRAINER SELLO COLADOR ACEITE	1				
12	67F-13300-10	OIL PUMP ASSY BOMBA DE ACEITE COMPLETA	1				
13	67F-13314-02	.SHAFT, PUMP .EJE DE BOMBA	1				
14	67F-13473-01	.O-RING .ANILLO O	1				
15	67F-13329-00	.GASKET, PUMP COVER .EMPAQUE TAPA DE BOMBA	1				
16	67F-13495-00	.SCREW .TORNILLO	10				
17	67F-13119-01	.OIL SEAL .SELLO ACEITE	1				
18	67F-13769-00	.O-RING .ANILLO O	1				
19	67F-13914-00	.HOUSING, PUMP .CAJA DE BOMBA	1				
20	67F-13631-03	.OIL SEAL .SELLO ACEITE	1				
21	67F-13149-00	.OIL SEAL .SELLO ACEITE	2				
22	67F-13339-00	.GASKET, PUMP COVER .EMPAQUETADURA, CUBIERTA BOMBA	1				
23	67F-13338-00	SEAL SELLO	1				
24	97595-06545	BOLT, WITH WASHER PERNO CON ARANDELA	6				
25	93604-12M07	PIN, DOWEL PASADOR DE CLAVIJA	2				
26	93210-19MJ1	O-RING ANILLO O	2				
27	6D8-15362-00	PLUG, OIL LEVEL TAPON DEL NIVEL DE ACEITE	1				

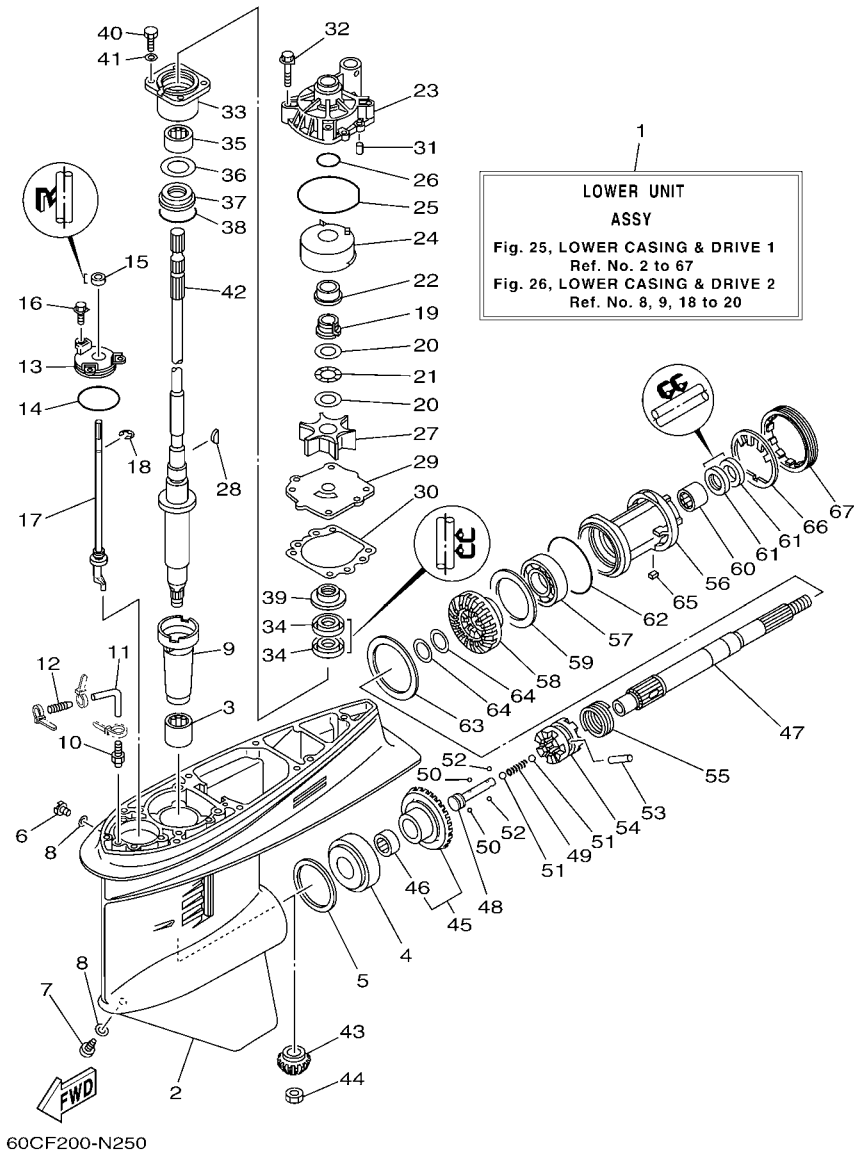
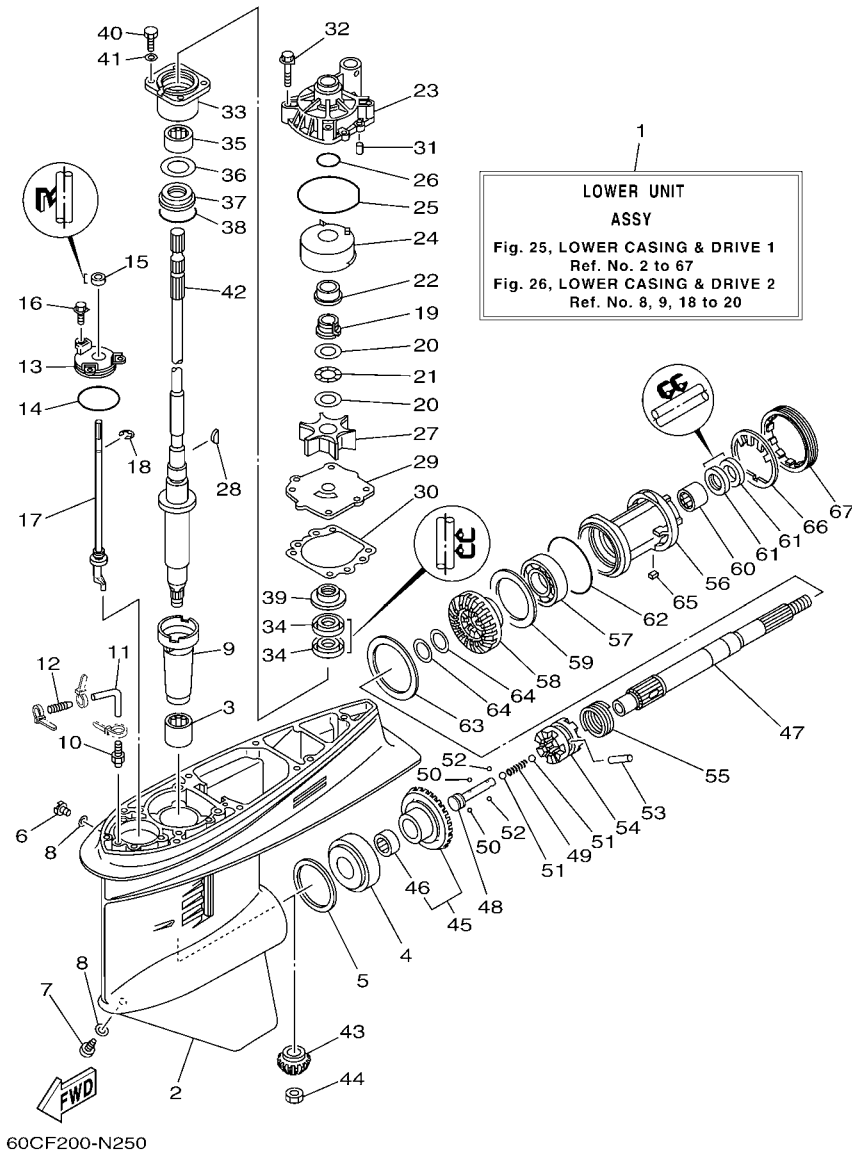


FIG. 25 LOWER CASING & DRIVE 1 IMPULSOR E INFERIOR 1

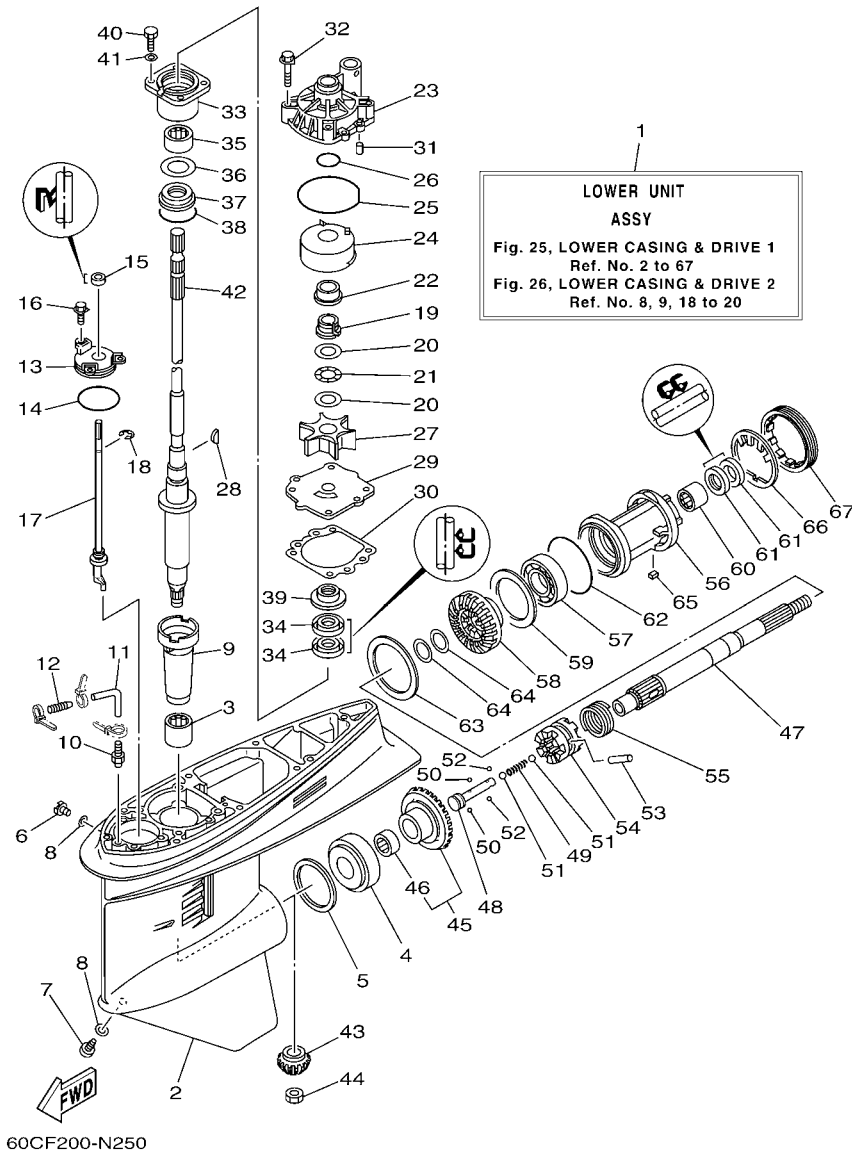
REF. NO.	PART NO. CODIGO Nº	DESCRIPTION DESCRIPCION	60CF		REMARKS OBSERVACIONES
1	60C-45300-12-8D	LOWER UNIT ASSY CONJUNTO UNIDAD INFERIOR	1		L(20.3") L(20.3")
	60C-45300-32-8D	LOWER UNIT ASSY CONJUNTO UNIDAD INFERIOR	1		X(25.3") X(25.3")
2	6E5-45301-07-8D	CASING, LOWER FUNDA INFERIOR COMPLETA	1		
3	93315-628U9	BEARING COJINETE DE RODILLOS	1		
4	93332-000U7	BEARING COJINETE	1		
5	6E5-45567-01	SHIM (T:0.10MM) LAMINA(T:0.10MM)	1		UR UR
	6E5-45567-10	SHIM (T:0.12MM) LAINA (T:0.12MM)	1		UR UR
	6E5-45567-20	SHIM (T:0.15MM) LAINA (T:0.15MM)	1		UR UR
	6E5-45567-30	SHIM (T:0.18MM) LAINA (T:0.18MM)	1		UR UR
	6E5-45567-40	SHIM (T:0.30MM) LAINA (T:0.30MM)	1		UR UR
	6E5-45567-50	SHIM (T:0.40MM) LAINA (T:0.40MM)	1		UR UR
	6E5-45567-60	SHIM (T:0.50MM) LAINA (T:0.50MM)	1		UR UR
6	90340-08002	PLUG, STRAIGHT SCREW TORNILLO, DE DRENAJE	1		
7	688-45341-10	PLUG, DRAIN TAPON, DREN	1		
8	90430-08020	GASKET JUNTA	2		
9	6E5-45536-00	SLEEVE, DRIVE SHAFT CAMISA EJE DE MANDO	1		
10	6E5-45378-00	NIPPLE, HOSE NIPLE MANGUERA	1		
11	90445-07ME8	HOSE (L80) TUBO (L80)	1		L(20.3") L(20.3")
	90445-07ME9	HOSE (L120) TUBO (L120)	1		X(25.3") X(25.3")
12	6E5-83558-10	END, NIPPLE EXTREMO DE NIPLE	1		
13	6E5-45321-00	PLATE PLACA	1		
14	93210-58144	O-RING ANILLO O	1		
15	93106-09014	OIL SEAL SELLO ACEITE	1		
16	90119-06M10	BOLT, WITH WASHER TORNILLO CON ARANDELA	3		
17	6L6-44150-02	SHIFT CAM ASSY CONJUNTO EJE LEVA COMPL.	1		
18	99001-08600	CIRCLIP PRESILLA REDONDA	1		
19	61A-45538-00	SPACER 1 ESPACIADOR 1	1		



60CF200-N250

FIG. 25 LOWER CASING & DRIVE 1 IMPULSOR E INFERIOR 1

REF. NO.	PART NO. CODIGO Nº	DESCRIPTION DESCRIPCION	60CF			REMARKS OBSERVACIONES
20	90201-22M01	WASHER, PLATE ARANDELA PLANA	2			
21	90206-22M19	WASHER, WAVE ARANDELA ONDULADA	1			
22	61A-45527-00	COLLAR, DRIVE SHAFT COLLAR EJE FLECHA DE PROPULSION	1			
23	61A-44311-01	HOUSING, WATER PUMP CAJA BOMBA DE AGUA	1			
24	6R3-44322-42	INSERT, CARTRIDGE CARTUCHO	1			FOR CHROMATE FOR CHROMATE
25	93210-86M38	O-RING ANILLO O	1			
26	93210-37160	O-RING ANILLO O	1			
27	6E5-44352-01	IMPELLER IMPULSOR	1			
28	90280-04M05	KEY, WOODRUFF CUNA WOODRUFF	1			
29	60C-44323-40	OUTER PLATE, CARTRIDGE PLACA EXTERIOR DEL CARTUCHO	1			FOR CHROMATE FOR CHROMATE
30	6E5-44315-A0	GASKET, WATER PUMP EMPAQUE	1			
31	93606-12019	PIN, DOWEL PASADOR DE CLAVIJA	2			
32	90119-08M14	BOLT, WITH WASHER TORNILLO CON ARANDELA	4			
33	6E5-45331-00-9S	HOUSING, BEARING CAJA DE COJINETE	1			
34	93101-28M16	OIL SEAL SELLO ACEITE	2			
35	93317-330U2	BEARING COJINETE	1			
36	6E5-45587-01	SHIM (T:0.10MM) LAINA (T:0.10MM)	1			UR
	6E5-45587-10	SHIM (T:0.12MM) LAINA (T:0.12MM)	1			UR
	6E5-45587-20	SHIM (T:0.15MM) LAINA (T:0.15MM)	1			UR
	6E5-45587-30	SHIM (T:0.18MM) LAINA (T:0.18MM)	1			UR
	6E5-45587-40	SHIM (T:0.30MM) LAINA (T:0.30MM)	1			UR
	6E5-45587-50	SHIM (T:0.40MM) LAINA (T:0.40MM)	1			UR
	6E5-45587-60	SHIM (T:0.50MM) LAINA (T:0.50MM)	1			UR
37	93341-930V2	BEARING COJINETES CON RODAMIENTOS	1			
38	93210-55M14	O-RING ANILLO O	1			
39	6E5-45344-00	COVER, OIL SEAL CUBIERTA SELLO ACEITE	1			
40	97095-08025	BOLT PERNO	4			



60CF200-N250

FIG. 25 LOWER CASING & DRIVE 1 IMPULSOR E INFERIOR 1

REF. NO.	PART NO. CODIGO Nº	DESCRIPTION DESCRIPCION	60CF			REMARKS OBSERVACIONES
41	92995-08600	WASHER ARANDELA	4			
42	68V-45501-10	DRIVE SHAFT COMP. EJE DE MANDO COMPL.	1			L(20.3")
	68V-45501-30	DRIVE SHAFT COMP. EJE DE MANDO COMPL.	1			L(20.3")
						X(25.3")
						X(25.3")
43	68V-45551-00	PINION (13T) PINON (13T)	1			
44	90170-16M01	NUT TUERCA	1			
45	68V-45560-00	GEAR 1 (28T) ENGRANAJE 1 (28T)	1			
46	93315-425U7	.BEARING .COJINETE DE RODILLOS	1			
47	6E5-45611-01	SHAFT, PROPELLER EJE PROPUSOR	1			
48	6E5-45634-02	SLIDE, SHIFT DESLIZADOR, CAMBIO	1			
49	90501-16M37	SPRING, COMPRESSION RESORTE DE COMPRESION	1			
50	93507-32009	BALL ESFERA	2			
51	93511-32017	BALL ESFERA	2			
52	93503-16003	BALL ESFERA	2			
53	90250-08M07	PIN, STRAIGHT PASADOR CILINDRICO	1			
54	68V-45631-01	CLUTCH, DOG EMBRAGUE DE GARRA	1			
55	6E5-45633-01	RING, CROSS PIN ANILLO DE PASADOR	1			
56	6E5-45332-00-CA	HOUSING, BEARING CAJA BALERO 2	1			
57	93306-208U0	BEARING COJINETE	1			
58	68V-45571-00	GEAR 2 (28T) ENGRANAJE 2 (28T)	1			
59	6E5-45576-00	WASHER, THRUST 2 ARANDELA DE EMPUJE AXIAL 2	1			
60	93315-430U8	BEARING COJINETE DE RODILLOS	1			
61	93101-30M17	OIL SEAL SELLO ACEITE	2			
62	93210-86M39	O-RING ANILLO O	1			
63	6L6-45577-00	SHIM (T:0.10MM) LAINA (T:0.10MM)	1			UR
	6L6-45577-10	SHIM (T:0.12MM) LAINA (T:0.12MM)	1			UR
						UR
						UR
	6L6-45577-20	SHIM (T:0.15MM) LAINA (T:0.15MM)	1			UR
						UR
	6L6-45577-30	SHIM (T:0.18MM) LAINA (T:0.18MM)	1			UR
						UR

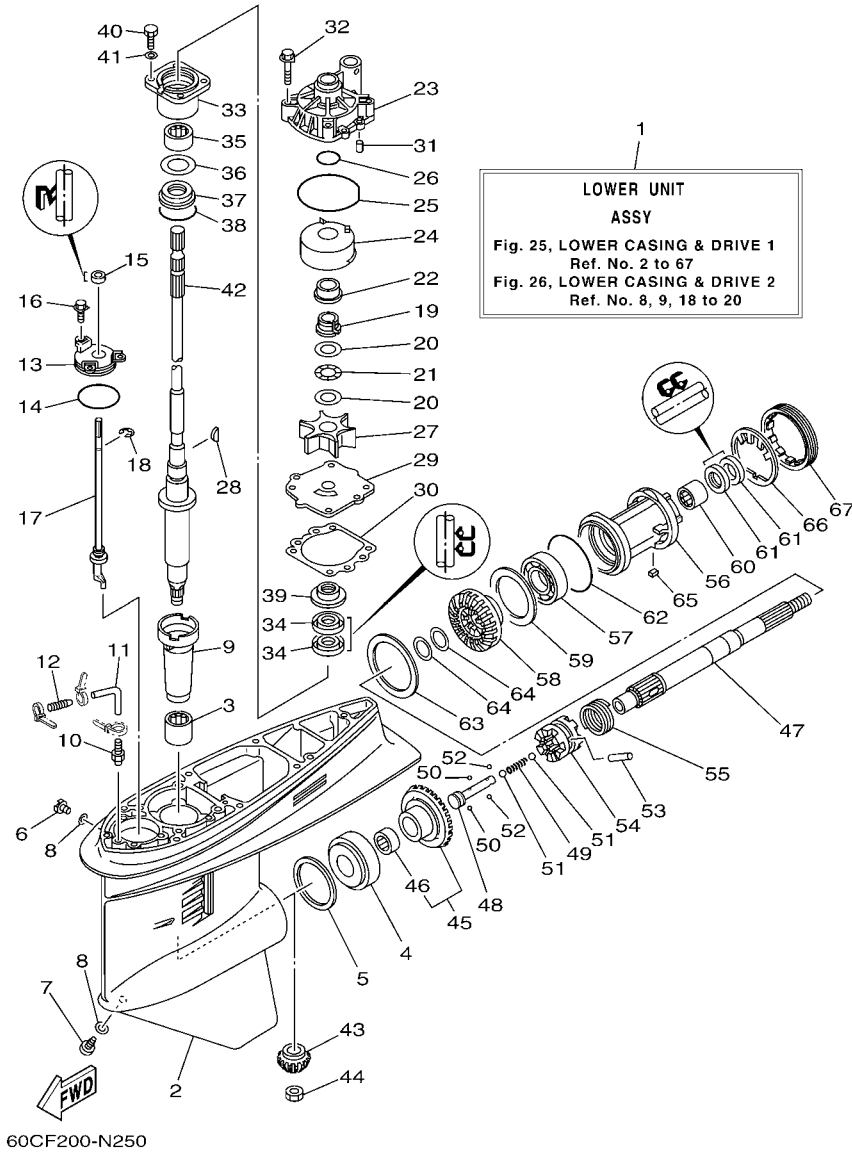
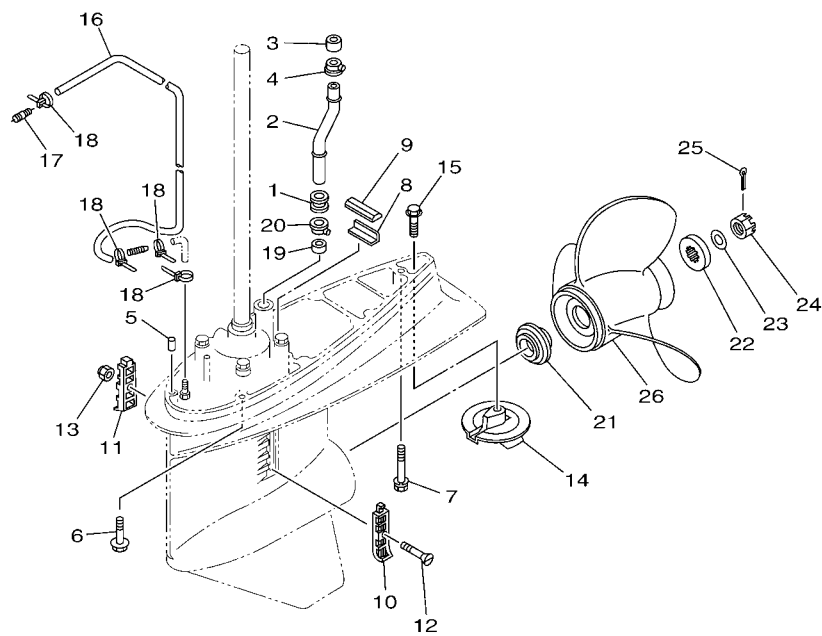


FIG. 25 LOWER CASING & DRIVE 1 IMPULSOR E INFERIOR 1

REF. NO.	PART NO. CODIGO N°	DESCRIPTION DESCRIPCION	60CF				REMARKS OBSERVACIONES
63	6L6-45577-40	SHIM (T:0.30MM) LAINA (T:0.30MM)	1				UR UR
	6L6-45577-50	SHIM (T:0.40MM) LAINA (T:0.40MM)	1				UR UR
	6L6-45577-60	SHIM (T:0.50MM) LAINA (T:0.50MM)	1				UR UR
64	90201-30M92	WASHER, PLATE ARANDELA PLANA	2				
65	90282-04010	KEY, STRAIGHT CHAVETA, RECTA	1				
66	688-45383-02	WASHER, CLAW ARANDELA DE UNA	1				
67	688-45384-02	NUT TUERCA	1				

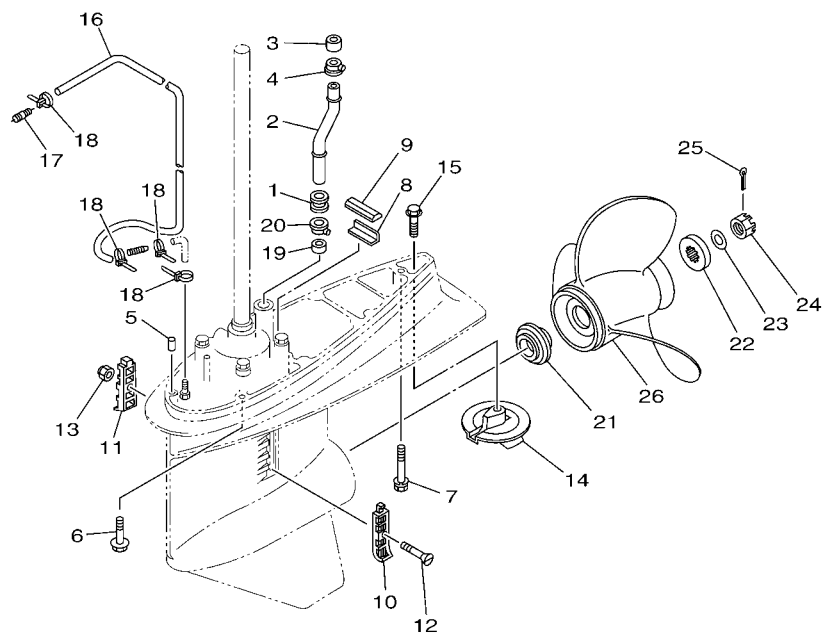
FIG. 26 LOWER CASING & DRIVE 2 IMPULSOR E INFERIOR 2




6S0B010-N300

REF. NO.	PART NO. CODIGO Nº	DESCRIPTION DESCRIPCION	60CF				REMARKS OBSERVACIONES
1	6E5-44366-00	DAMPER, WATER SEAL 2 GOMA DEL SELLO DE AGUA 2	1				
2	6BC-44361-10	TUBE, WATER 1 TUBO DE AGUA 1	1				L(20.3") L(20.3")
	6BC-44361-30	TUBE, WATER 1 TUBO DE AGUA 1	1				X(25.3") X(25.3")
3	6E5-44365-00	DAMPER, WATER SEAL 1 HULE DE SELLO DE AGUA 1	1				
4	6E5-44312-00	COVER, WATER PUMP HOUSING CUBIERTA CAJA BOMBA DE AGUA	1				
5	93608-12M05	PIN, DOWEL PASADOR DE CLAVIJA	2				
6	97575-10545	BOLT, WITH WASHER PERNO CON ARANDELA	6				
7	90119-10M89	BOLT, WITH WASHER TORNILLO CON ARANDELA	1				
8	663-45376-00	GUIDE, SEAL DAMPER GUIA DE SELLO GOMA	1				
9	688-45375-00	DAMPER, SEAL GOMA DE SELLO	1				
10	688-45214-02	COVER, WATER INLET 1 CUBIERTA ENTRADA AGUA 1	1				
11	688-45215-02	COVER, WATER INLET 2 CUBIERTA ENTRADA AGUA 2	1				
12	90152-05M07	SCREW, COUNTERSUNK TORNILLO EMBUTIDO	1				
13	90185-05002	NUT, NYLON TUERCA AUTOBLOCANTE	1				
14	6E5-45371-01	TAB-TRIM QUILLA ESTABILIZADOR	1				
15	90105-10M00	BOLT, FLANGE TORNILLO	1				
16	90445-076K2	HOSE (L1550) MANGUERA (L1550)	1				
17	6E5-83558-00	END, NIPPLE EXTREMO DE NIPLE	1				
18	90465-11M10	CLAMP BRIDA	4				
19	6E5-44365-00	DAMPER, WATER SEAL 1 HULE DE SELLO DE AGUA 1	1				
20	6E5-44312-00	COVER, WATER PUMP HOUSING CUBIERTA CAJA BOMBA DE AGUA	1				
21	63P-45987-00	SPACER 1 ESPACIADOR 1	1				
22	688-45997-01	SPACER 2 ESPACIADOR 2	1				
23	92990-18200	WASHER ARANDELA PLANA	1				
24	90171-18M04	NUT, CASTLE TUERCA ENTALLADA	1				
25	91490-40030	PIN, COITER CHAVETA	1				
26	6E5-45941-00	PROPELLER (3X13"X19"-K) PROPELA (3X13"X19"-K)	1				UR UR

FIG. 26 LOWER CASING & DRIVE 2 IMPULSOR E INFERIOR 2

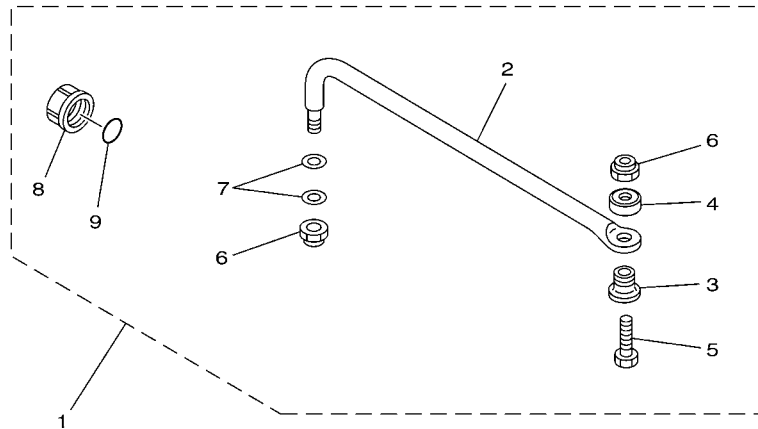



6S0B010-N300

REF. NO.	PART NO. CODIGO Nº	DESCRIPTION DESCRIPCION	60CF				REMARKS OBSERVACIONES
26	6E5-45943-00	PROPELLER (3X12-5/8"X21"-K) PROPELA (3X12-5/8"X21"-K)	1				UR UR
	6E5-45945-01	PROPELLER (3X13-1/4"X17"-K) PROPELA (3X13-1/4"X17"-K)	1				UR UR
	6E5-45947-00	PROPELLER (3X13-1/2"X15"-K) PROPELA (3X13-1/2"X15"-K)	1				UR UR
	6E5-45949-00	PROPELLER (3X13-5/8"X13"-K) PROPELA (3X13-5/8"X13"-K)	1				UR UR
	6E5-45952-00	PROPELLER (3X13"X23"-K) PROPELA (3X13"X23"-K)	1				UR UR
	6E5-45954-00	PROPELLER (3X14"X11"-K) PROPELA (3X14"X11"-K)	1				UR UR
	6E5-45956-00	PROPELLER (3X13"X25"-K) PROPELA (3X13"X25"-K)	1				UR UR
	688-45930-02	PROPELLER (3X13"X17"-K2) PROPELA (3X13"X17"-K2)	1				UR UR
	688-45932-60	PROPELLER (3X13-1/2"X14"-K) PROPELA (3X13-1/2"X14"-K)	1				UR UR
	688-45970-03	PROPELLER (3X13"X19"-K) PROPELA (3X13"X19"-K)	1				UR UR
	688-45972-02	PROPELLER (3X13"X21"-K) PROPELA (3X13"X21"-K)	1				UR UR
	688-45974-02	PROPELLER (3X13"X23"-K) PROPELA (3X13"X23"-K)	1				UR UR
	688-45976-01	PROPELLER (3X13"X25"-K) PROPELA (3X13"X25"-K)	1				UR UR
	688-45978-60	PROPELLER (3X13-1/2"X16"-K) PROPELA (3X13-1/2"X16"-K)	1				UR UR

FIG. 27 STEERING GUIDE

DIRECCIONGUIAR

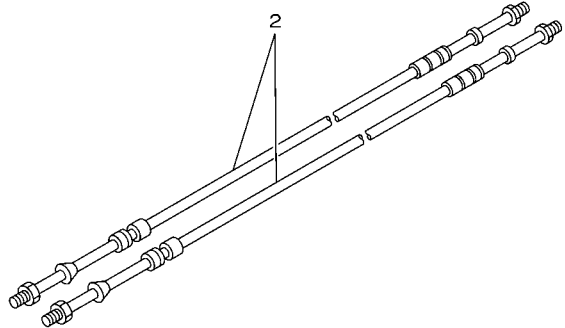
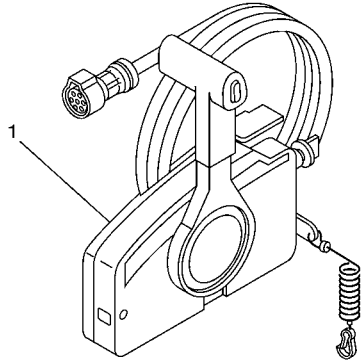


67H0100-9290

REF. NO.	PART NO. CODIGO Nº	DESCRIPTION DESCRIPCION	60CF			REMARKS OBSERVACIONES
1	6E5-61350-02	STEERING GUIDE ATTACHMENT KIT ESTUCHE ADITAMENTO GUIA DE TIM	1			AP AP
2	6E5-61351-01	.ROD, STEERING LINK .VARILLA ESLABON DIRECCION	1			
3	90387-10M61	.COLLAR .ESPACIADOR	1			
4	90560-12M01	.SPACER .SEPARADOR	1			
5	6E5-61355-00	.BOLT .TORNILLO	1			
6	90185-09M01	.NUT, SELF-LOCKING .TUERCA AUTOBLOCANTE	2			
7	90201-10M20	.WASHER, PLATE .ARANDELA PLANA	2			
8	6E5-43145-01	.CAP, CLAMP BRACKET .TAPA	1			
9	93210-16275	.O-RING .ANILLO O	1			

FIG. 28 REMOTE CONTROL BOX

CONTROL REMOTO COMPLETO



REF. NO.	PART NO. CODIGO Nº	DESCRIPTION DESCRIPCION	60CF				REMARKS OBSERVACIONES
1	703-48205-A7	REMOTE CONTROL ASSY (10P) REMOTO CONTROL COMPL. (10P)	1				AP WITH PT/T SW. AP WITH PT/T SW.
2	701-48350-10	CABLE, REMOTE CONTROL L=22F CABLE CONTROL REMOTO L=22F	2				

67M0100-8280

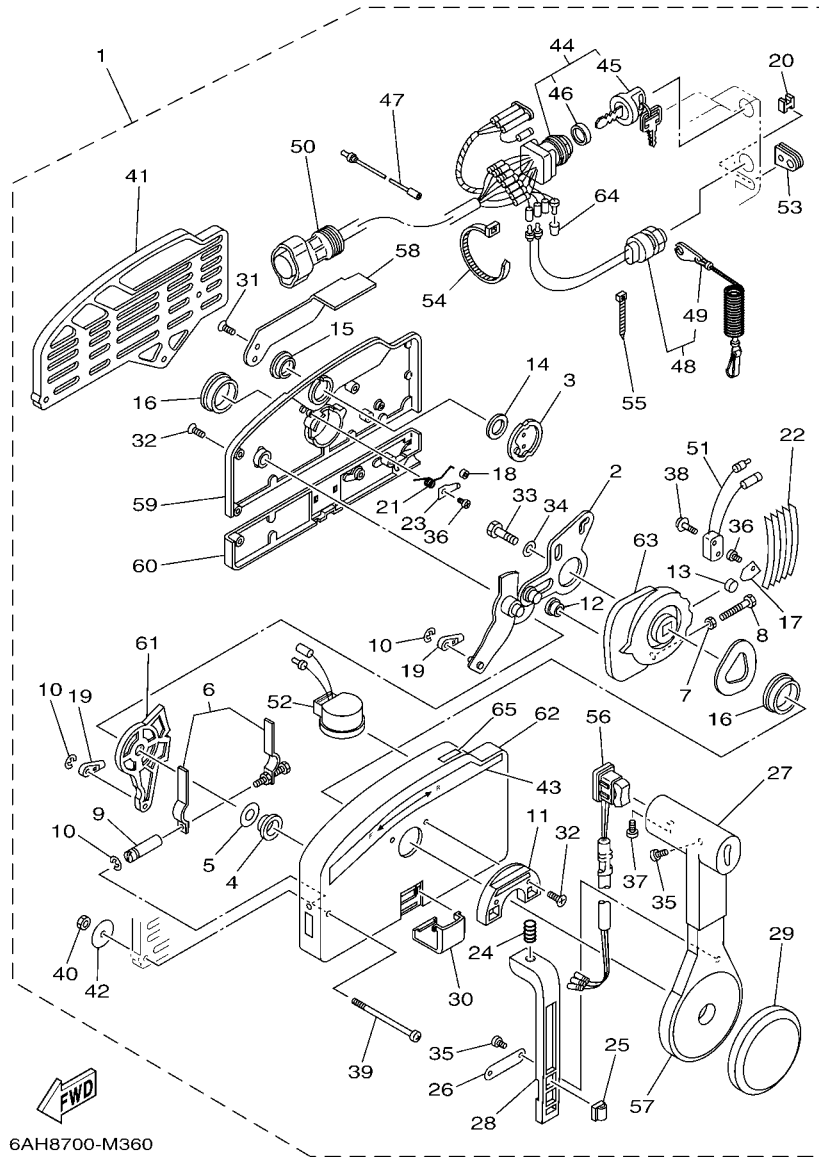


FIG. 29 REMOTE CONTROL ASSY CONTROL REMOTO COMPL

REF. NO.	PART NO. CODIGO Nº	DESCRIPTION DESCRIPCION	600F			REMARKS OBSERVACIONES
1	703-48205-A7	REMOTE CONTROL ASSY (10P) REMOTO CONTROL COMPL. (10P)	1			AP WITH PT/T SW. AP WITH PT/T SW.
2	703-48261-01	.ARM, THROTTLE .BRAZO ACELERADOR	1			
3	703-48153-00	.SHAFT, FREE ACCEL. .EJE	1			
4	703-48235-00	.BUSHING .BUJE	1			
5	703-48268-00	.SPACER .ESPACIADOR 3	1			
6	703-48264-00	.FRICTION, THROTTLE .FRICCION DE ACELERADOR	1			
7	95380-05600	.NUT .TUERCA	1			
8	97380-05025	.BOLT .TORNILLO HEXAGONAL	1			
9	703-48265-00	.SHAFT, FRICTION .EJE FRICCION	1			
10	93430-06024	.CIRCLIP .SEGURO	3			
11	703-48245-00	.PLATE, LOCK .PLACA CERRADURA	1			
12	703-48252-00	.ROLLER, CAM .RODILLO LEVA	1			
13	701-48248-00	.ROLLER, FREE ACCEL. .RODILLO ACELERADOR LIBRE	1			
14	703-48198-00	.WASHER, WAVE .RONDANA ONDULADA 3	1			
15	703-48243-00	.BUSHING .BUJE 3	1			
16	703-48236-00	.BUSHING 1 .BUJE	2			
17	703-48189-00	.RETAINER .RETENEDOR	1			
18	703-48234-00	.ROLLER, DETENT .RODILLO	1			
19	703-48345-01	.CABLE END, REMOTE CONTROL 2 .TERMINAL CABLE DE CONTROL REMO	2			
20	703-48358-00	.ANCHOR, CABLE .ABRAZADERA CABLE	1			
21	703-48244-00	.SPRING, FREE ACCEL. .RESORTE ACELERADOR LIBRE	1			
22	703-48238-00	.SPRING, DETENT .RESORTE	5			
23	703-48246-00	.SPACER .ESPACIADOR	1			
24	703-48227-00	.SPRING, NEUTRAL LOCK .RESORTE DE SEGURO	1			
25	703-82594-00	.CLAMP .GRAMPA	1			WITH PT/T SW. WITH PT/T SW.
26	703-48226-00	.PLATE, STOPPER .PLACA RETEN	1			
27	703-48222-00	.GRIP, CONTROL LEVER .MANGO DE PALANCA CONTROL	1			SINGLE SINGLE

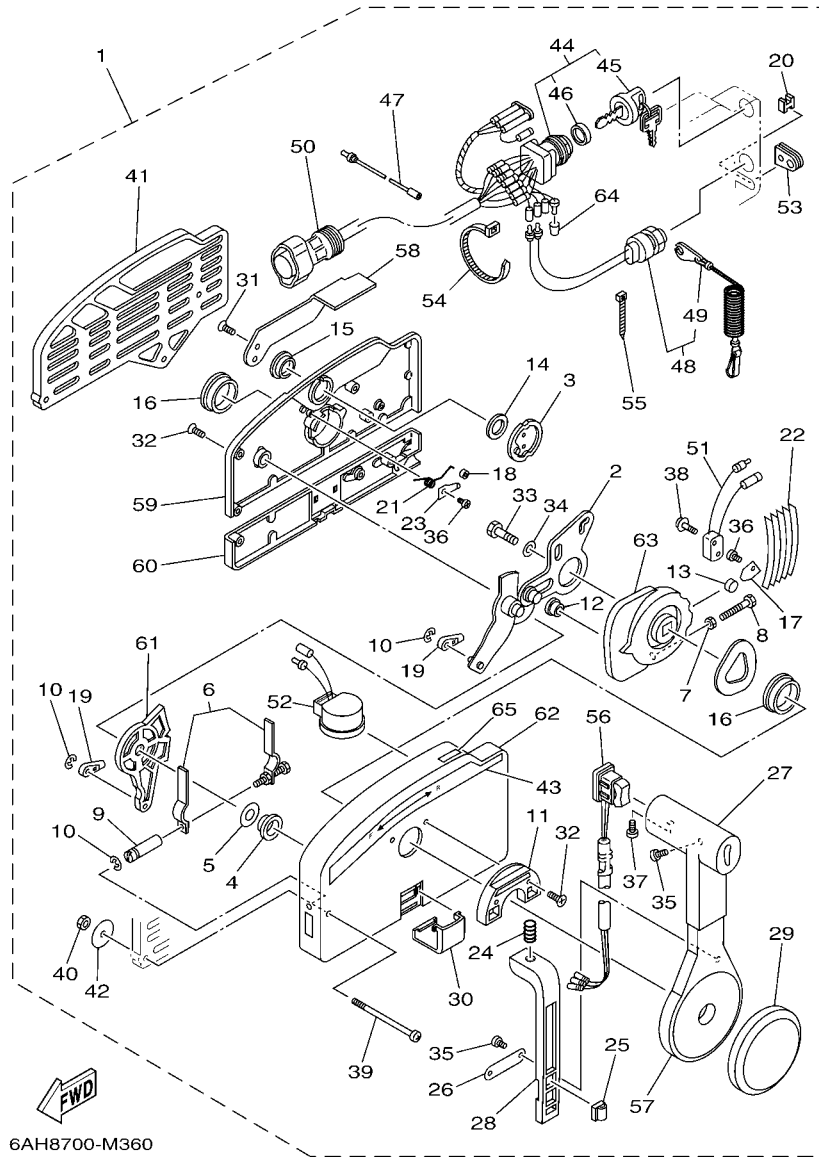


FIG. 29 REMOTE CONTROL ASSY CONTROL REMOTO COMPL

REF. NO.	PART NO. CODIGO Nº	DESCRIPTION DESCRIPCION	60CF			REMARKS OBSERVACIONES
28	703-48223-00	.LOCK, NEUTRAL .CERRADURA NEUTRO	1			
29	703-48225-00	.COVER .CUBIERTA	1			
30	703-48219-00	.COVER, LEAD .CUBIERTA	1			
31	703-48281-00	.SCREW .TORNILLO 1	2			
32	703-44189-00	.SCREW .TORNILLO	7			
33	97380-08030	.BOLT .TORNILLO HEXAGONAL	1			
34	92990-08600	.WASHER, PLATE .ARANDELA PLANA	1			
35	98580-04010	.SCREW, PAN HEAD .TORNILLO DE CABEZA CRUZADA	3			
36	98580-04006	.SCREW, PAN HEAD .TORNILLO DE CABEZA CRUZADA	2			
37	98580-05010	.SCREW, PAN HEAD .TORNILLO DE CABEZA CRUZADA	1			
38	703-48129-00	.SCREW 3 .TORNILLO 3	2			
39	703-44189-10	.SCREW .TORNILLO	3			
40	95380-06600	.NUT, HEXAGON .TUERCA	3			
41	703-48293-10	.SPACER, REMOTE CONTROL .ESPACIADOR	1			SINGLE SINGLE
42	701-48287-00	.WASHER .ARANDELA	3			
43	703-48215-00	.GRAPHIC .CALCOMANIA 1	1			
44	703-82510-13	.MAIN SWITCH ASSY .CONJUNTO DE LLAVE IGNICION	1			PRIME START PRIME START
45	676-82577-01	.CAP, KEY .TAPA	1			
46	703-82532-00	.CAP .TAPA	1			
47	703-82531-00	.WIRE, LEAD (L70) .CABLE CONDUCTOR (L70)	1			
48	688-82575-01	.ENGINE STOP SWITCH ASSY .INTERRUPTOR DE PARADA COMPL	1			
49	682-82556-00	.LANYARD, STOP SWITCH .CORDON DE INTERRUPTOR PARADA	1			
50	688-8258A-20	.EXTENSION, WIRE HARNESS (4.9M) .EXTENSION, ARNES DE CABLES (4)	1			(10P) (10P)
51	703-82540-00	.NEUTRAL SWITCH ASSY .INTERRUPTOR NEUTRAL COMPL	1			
52	703-83383-B0	.BUZZER .ZUMBADOR	1			
53	703-48284-00	.GROMMET .TAPON	1			
54	703-82591-00	.BAND .BANDA	1			

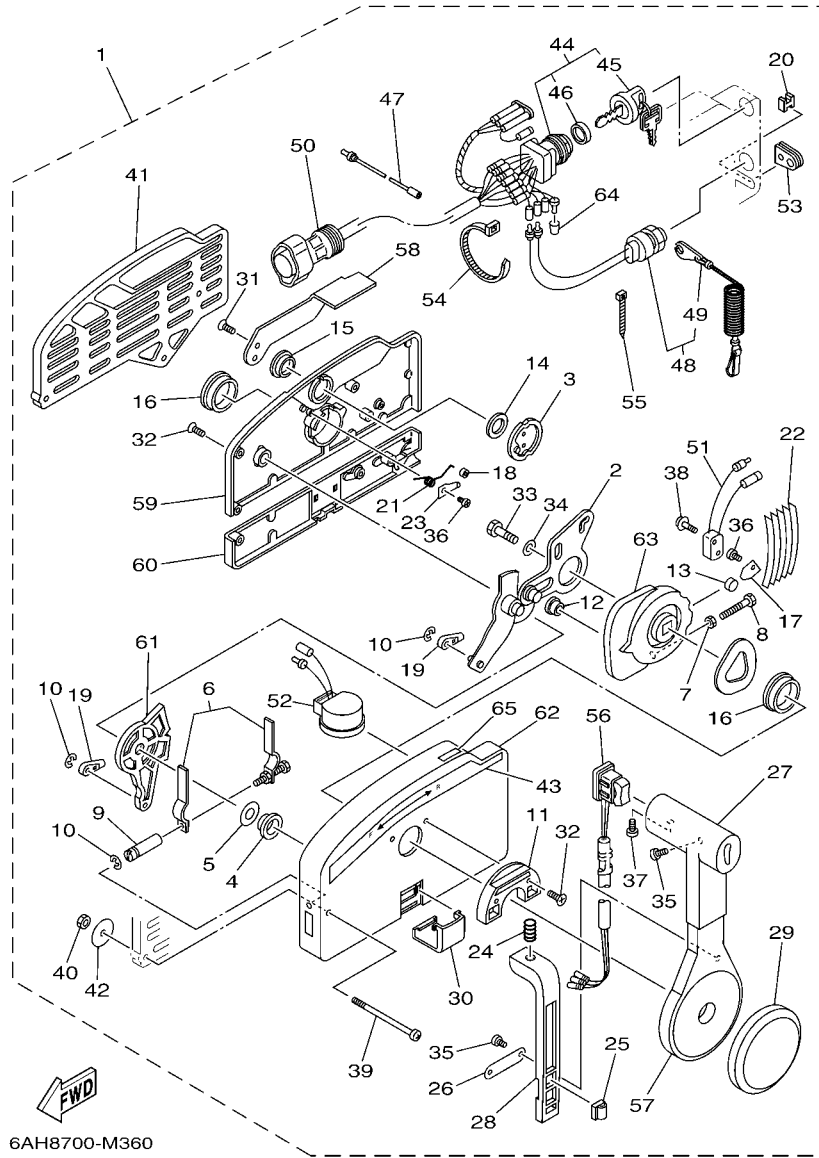
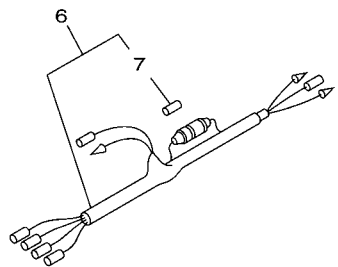
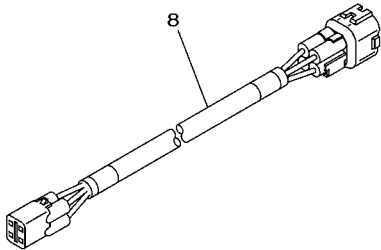
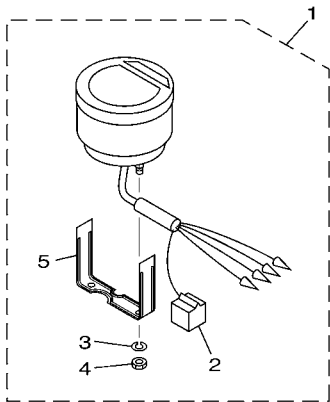


FIG. 29 REMOTE CONTROL ASSY CONTROL REMOTO COMPL

REF. NO.	PART NO. CODIGO Nº	DESCRIPTION DESCRIPCION	600CF				REMARKS OBSERVACIONES
55	703-82592-00	.BAND .BANDA	1				
56	703-82563-02	.TRIM & TILT SWITCH ASSY .INTERRUPTOR DE INCLINACION	1				WITH PT/T SW. WITH PT/T SW.
57	703-48221-00	.LEVER, CONTROL .PALANCA CONTROL	1				
58	703-48152-00	.KNOB, FREE ACCEL. .PERILLA	1				
59	703-48212-00	.BACK PLATE 1 .PLACA TRASERA 1	1				
60	703-48213-00	.BACK PLATE 2 .PLACA TRASERA 2	1				
61	703-48271-00	.ARM, SHIFT .BRAZO CAMBIADOR	1				
62	703-48211-02	.HOUSING,1 .CAJA	1				
63	703-48232-00	.GEAR .ENGRANAJE 1	1				
64	703-82542-00	.CAP .TAPA	1				
65	703-48218-00	.GRAPHIC .CALCAMONIA	1				

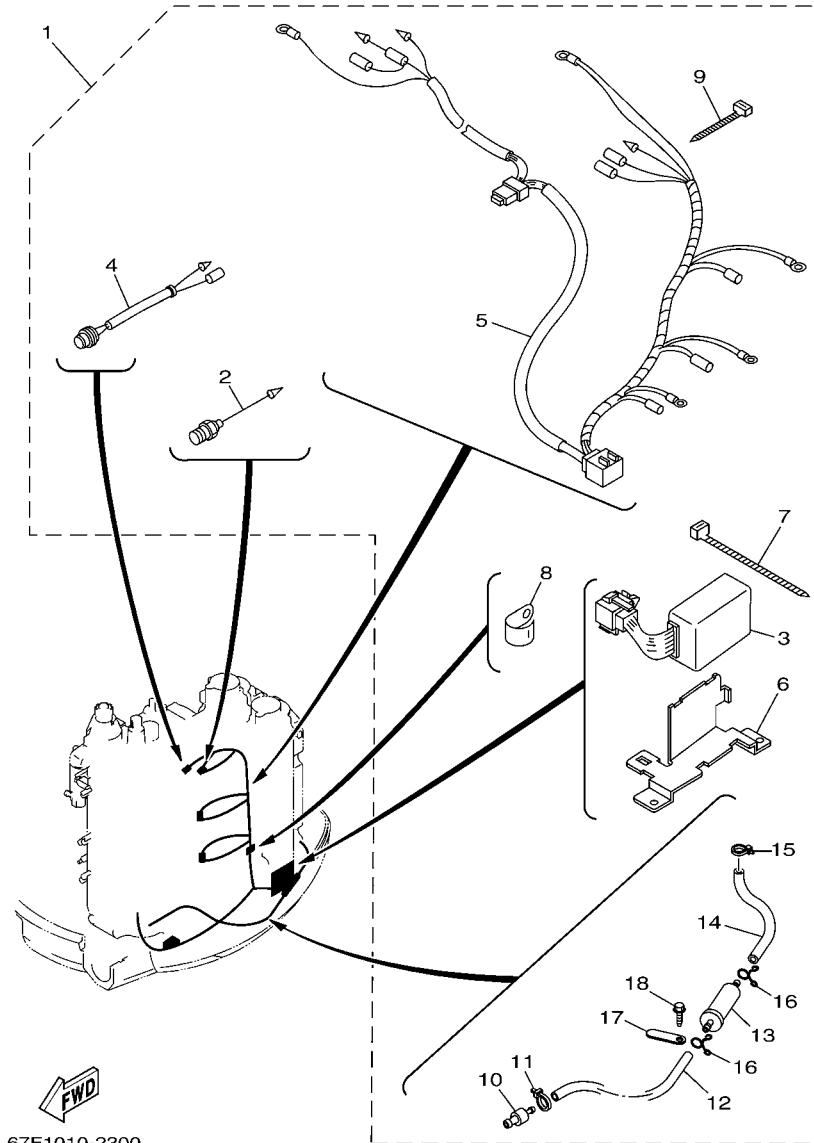
FIG. 30 METER

MEDIDOR



60C8664-G300

REF. NO.	PART NO. CODIGO Nº	DESCRIPTION DESCRIPCION	60CF			REMARKS OBSERVACIONES
1	6Y5-8350T-91	DIGITAL TACHOMETER ASSY TACOMETRO DIGGITAL COMPLETO	1			AP
2	9E450-04533	.CONNECTOR .CONECTOR	1			F-4-W F-4-W
3	92990-04100	.WASHER, SPRING .ARANDELA PLANA	2			
4	95380-04600	.NUT .TUERCA	2			
5	6Y5-8355X-T1	.BRACKET, METER 1 .SOSTEN	1			
6	6Y5-83553-00	WIRE, LEAD (L=2.5M) CABLE CONDUCTOR (L=2.5M)	1			AP
7	1E6-82151-00	.FUSE (10A) .FUSIBLE (10A)	1			AP
8	6Y5-83653-20	WIRE, LEAD (L=7.0M) CABLE CONDUCTOR (L=7.0M)	1			AP EXCEPT CHN 4P,7M AP EXCEPT CHN 4P,7M
	6Y5-83653-30	WIRE, LEAD (L=8.0M) CABLE CONDUCTOR (L=8.0M)	1			AP CHN 4P,8M AP CHN 4P,8M



67F1010-2300

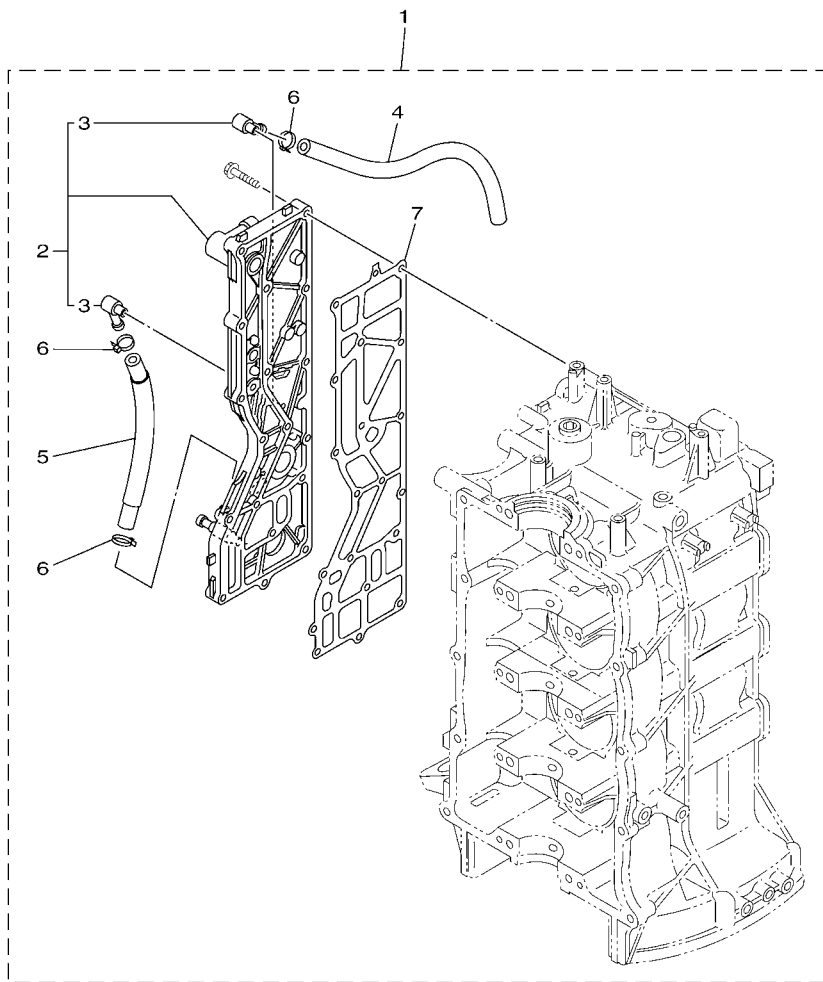
FIG. 31 OPTIONAL PARTS 1

PARTES OPCIONALES 1

REF. NO.	PART NO. CODIGO Nº	DESCRIPTION DESCRIPCION	60CF				REMARKS OBSERVACIONES
1	67F-83790-11	HEATER ASSY .CALENTADOR	1				AP AP
2	67F-83792-00	.HEATER .CALENTADOR	4				
3	67F-81930-00	.CONTROL UNIT ASSY .UNIDAD DE CONTROL COMPLETA	1				
4	67F-82560-00	.THERMO SWITCH ASSY .INTER. DE TERMO	1				
5	67F-81971-00	.WIRE, LEAD .CABLE CONDUCTOR	1				
6	67F-14291-00	.BRACKET 1 .SOPORTE 1	1				
7	90465-13M60	.CLAMP .BRIDA	3				
8	90465-08028	.CLAMP .BRIDA	2				
9	90465-13M36	.CLAMP .BRIDA	4				
10	67F-24377-00	.PIPE, JOINT 2 .TUBO DE UNION 2	1				
11	90465-11M10	.CLAMP .BRIDA	1				
12	90445-11M49	.HOSE (L700) .TUBO (L700)	1				
13	67F-24251-02	.STRAINER 1 .COLADOR 1	1				
14	67F-2451B-00	.HOSE, FUEL INLET .TUBO	1				
15	90465-11M10	.CLAMP .BRIDA	1				
16	90467-10M04	.CLIP .PRESILLA	2				
17	6E5-82588-00	.PLATE .PLACA	2				
18	90109-06M81	.BOLT .PERNO	2				

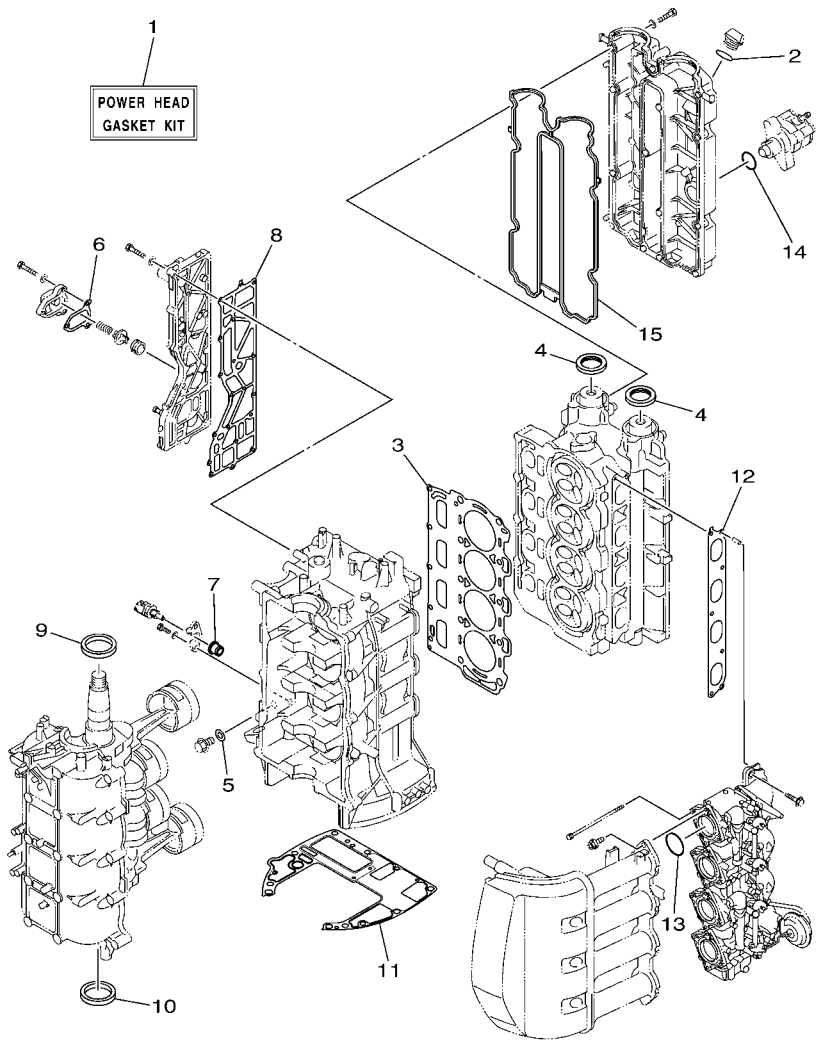
FIG. 32 OPTIONAL PARTS 2

PARTES OPCIONALES 2



60CD300-L280

REF. NO.	PART NO. CODIGO Nº	DESCRIPTION DESCRIPCION	60CF				REMARKS OBSERVACIONES
1	60C-41190-10	ICE FREE KIT, PILOT WATER KIT DE NO HELADA, PILOTO AGUA	1				AP AP
2	67F-41113-60-9S	.OUTER COVER, EXHAUST .CUBOERTA EXTERIOR DE ESCAPE	1				
3	676-11372-00	..NIPPLE, HOSE ..NIPLE DE MANGUERA	2				
4	68V-42541-20	.PIPE 1 .TUBO 1	1				
5	60C-12484-00	.PIPE 4 .TUBO 4	1				
6	90465-11M10	.CLAMP .BRIDA	3				
7	67F-41114-A2	.GASKET, EXHAUST OUTER COVER .EMPAQUE	1				

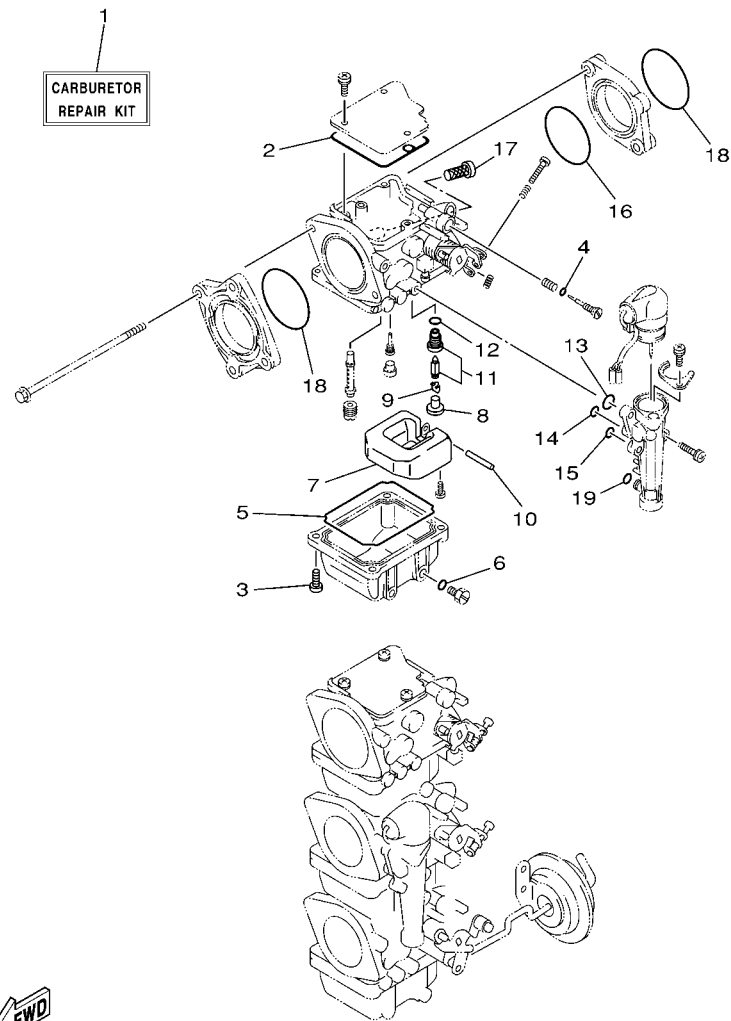


FWD
60CB300-K290

FIG. 33 REPAIR KIT 1

ESTUCHE REPARATION 1

REF. NO.	PART NO. CODIGO Nº	DESCRIPTION DESCRIPCION	60CF				REMARKS OBSERVACIONES
1	60C-W0001-04	POWER HEAD GASKET KIT JUEGO DE EMPAQUE DE MOTOR	1				
2	93210-24M79	.O-RING .ANILLO O	1				
3	67F-11181-03	.GASKET, CYLINDER HEAD 1 .JUNTA, DE CULATA 1	1				
4	93102-38008	.OIL SEAL .SELLO ACEITE	2				
5	90430-14115	.GASKET .JUNTA	1				
6	67F-12435-A0	.GASKET .EMPAQUE	1				
7	68V-85753-00	.GASKET, SENDER UNIT .EMPAQUE DE UNIDAD TRANSMISORA	1				
8	67F-41114-A2	.GASKET, EXHAUST OUTER COVER .EMPAQUE	1				
9	93102-48008	.OIL SEAL .SELLO ACEITE	1				
10	93101-48001	.OIL SEAL .SELLO ACEITE	1				
11	68V-11351-00	.GASKET, CYLINDER .JUNTA, DE CILINDRO	1				
12	67F-13645-00	.GASKET, MANIFOLD 1 .EMPAQUE	1				
13	93210-41MJ2	.O-RING .ANILLO O	4				
14	93210-30682	.O-RING .ANILLO O	1				
15	6D8-11356-01	.SEAL, CYLINDER 2 .RETEN ACEITE CILINDRO 2	1				



67F0100-9380

FIG. 34 REPAIR KIT 2

ESTUCHE REPARATION 2

REF. NO.	PART NO. CODIGO Nº	DESCRIPTION DESCRIPCION	60CF				REMARKS OBSERVACIONES
1	67F-W0093-02	CARBURETOR REPAIR KIT KIT REPARACION CARBURADOR	1				
2	67F-14147-00	.O-RING .ANILLO O	1				
3	97980-04114	.SCREW, WITH WASHER .TORNILLO, CON ARANDELA	4				
4	67F-14397-00	.O-RING .ANILLO O	1				
5	67F-14984-00	.GASKET, FLOAT CHAMBER .EMPAQUE CAMARA DE BOIA	1				
6	93210-04230	.O-RING .ANILLO O	1				
7	6H4-14985-01	.FLOAT .BOIA	1				
8	676-14186-00	.PIN, FLOAT .PASADOR DE LA BOYA	1				
9	67F-14159-00	.CLIP .PRESILLA	1				
10	6H4-14548-00	.PIN, FLOAT ARM .PASADOR DE BRAZO DE BOIA	1				
11	60C-14590-02	.NEEDLE VALVE ASSY .VALVULA DE AGUJA COMPLETA	1				
12	93210-04228	.O-RING .ANILLO O	1				
13	67F-14398-00	.O-RING .ANILLO O	1				
14	67F-14398-10	.O-RING .ANILLO O	1				
15	67F-14398-20	.O-RING .ANILLO O	1				
16	67F-14239-00	.SEAL .SELLO	1				
17	67F-14371-01	.ELEMENT, FILTER .ELEMENTO DEL FILTRO	1				
18	93210-40M10	.O-RING .ANILLO O	2				
19	67F-14398-30	.O-RING .ANILLO O	1				

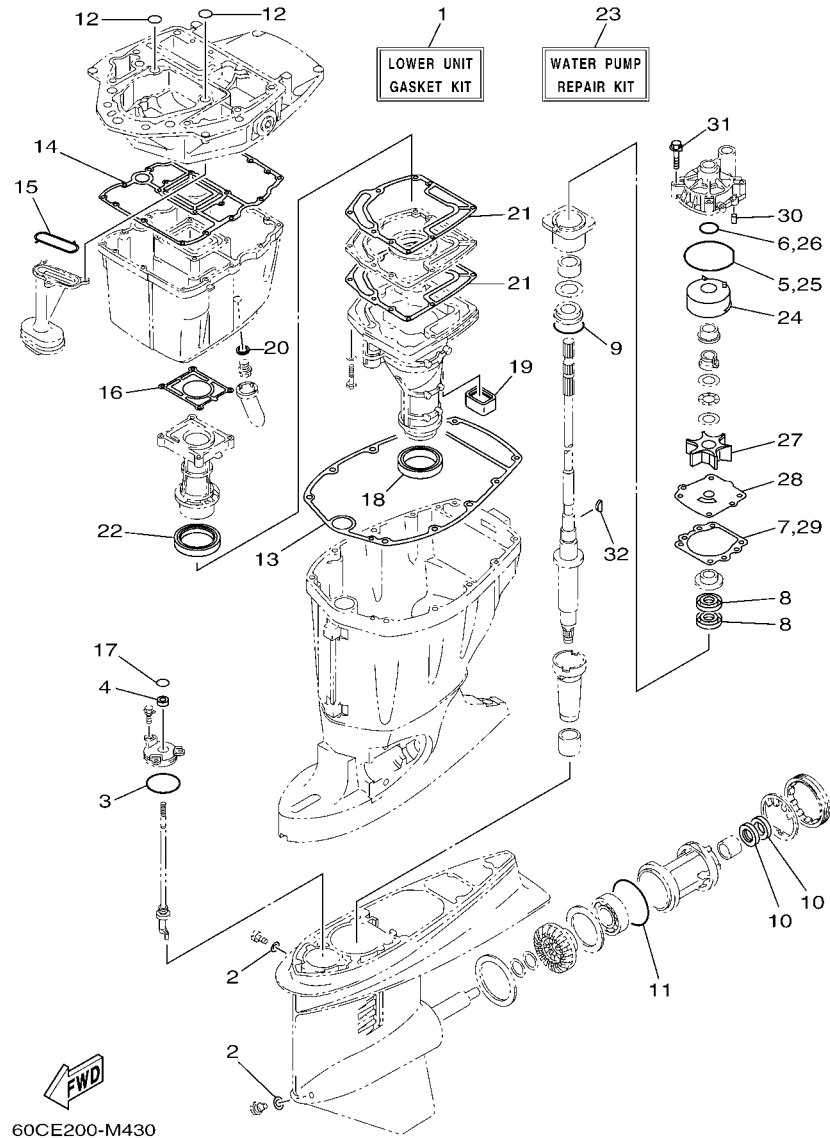


FIG. 35 REPAIR KIT 3

ESTUCHE REPARATION 3

REF. NO.	PART NO. CODIGO N°	DESCRIPTION DESCRIPCION	60CF				REMARKS OBSERVACIONES
1	68V-W0001-21	LOWER UNIT GASKET KIT JUEGO DE EMPAQUE UNIDAD INFER.	1				
2	90430-08020	.GASKET .JUNTA	2				
3	93210-58144	.O-RING .ANILLO O	1				
4	93106-09014	.OIL SEAL .SELLO ACEITE	1				
5	93210-86M38	.O-RING .ANILLO O	1				
6	93210-37160	.O-RING .ANILLO O	1				
7	6E5-44315-A0	.GASKET, WATER PUMP .EMPAQUE	1				
8	93101-28M16	.OIL SEAL .SELLO ACEITE	2				
9	93210-55M14	.O-RING .ANILLO O	1				
10	93101-30M17	.OIL SEAL .SELLO ACEITE	2				
11	93210-86M39	.O-RING .ANILLO O	1				
12	93210-19MJ1	.O-RING .ANILLO O	2				
13	67F-45113-00	.GASKET, UPPER CASING .EMPAQUE	1				
14	68V-15312-00	.GASKET, OIL PAN .EMPAQ BANDEJA DE ACEITE	1				
15	67F-13415-00	.SEAL, OIL STRAINER .SELLO COLADOR ACEITE	1				
16	67F-41133-A1	.GASKET, EXHAUST MANIFOLD 1 .EMPAQUE ESCAPE MULTIPLE	1				
17	93210-09165	.O-RING .ANILLO O	1				
18	68V-45123-00	.GASKET, MUFFLER .EMPAQUE SILENCIADOR	1				
19	67F-45127-00	.SEAL .SELLO DE GOMA	1				
20	90430-14M09	.GASKET .JUNTA	1				
21	67F-41134-A0	.GASKET, EXHAUST MANIFOLD .EMPAQUE	2				
22	67F-41138-00	.SEAL, EXT. 1 .SELLO, ESCAPE 1	1				
23	60C-W0078-00	WATER PUMP REPAIR KIT ESTUCHE REPARACION BOMBA AGUA	1				
24	6R3-44322-42	.INSERT, CARTRIDGE .CARTUCHO	1				
25	93210-86M38	.O-RING .ANILLO O	1				
26	93210-37160	.O-RING .ANILLO O	1				
27	6E5-44352-01	.IMPELLER .IMPULSOR	1				

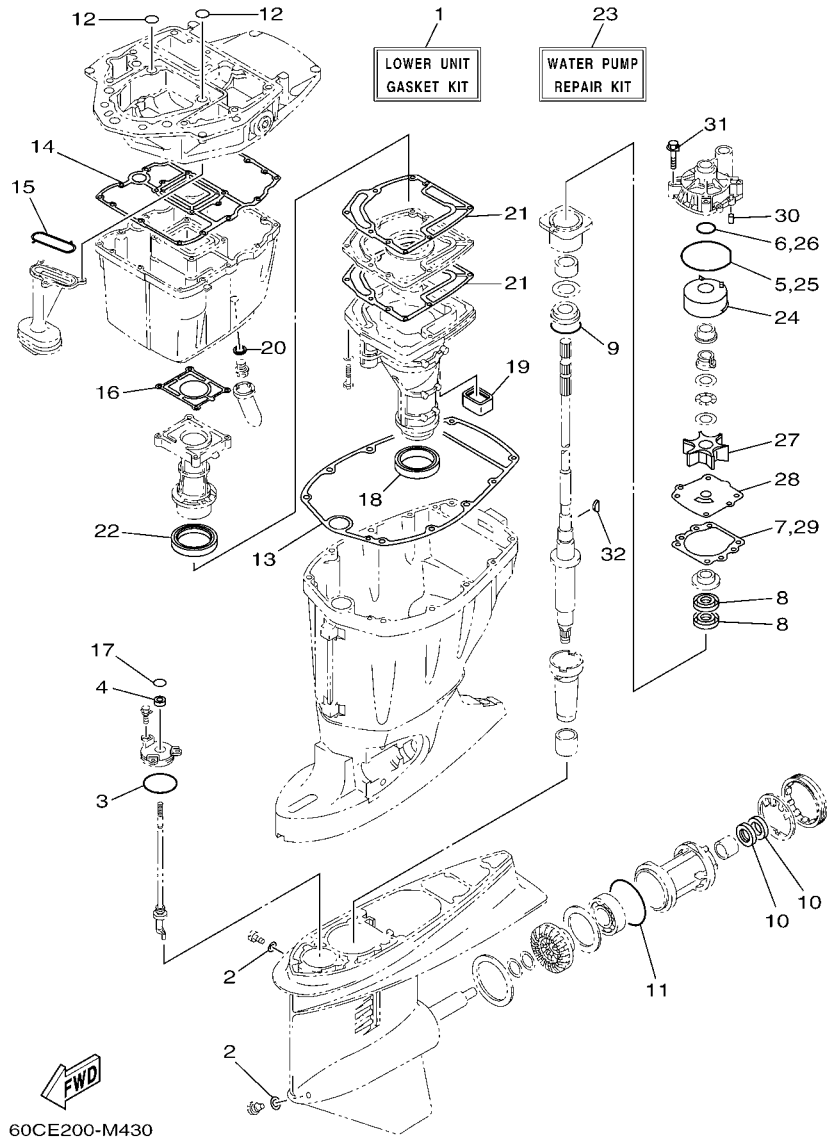


FIG. 35 REPAIR KIT 3

ESTUCHE REPARATION 3

REF. NO.	PART NO. CODIGO Nº	DESCRIPTION DESCRIPCION	60CF				REMARKS OBSERVACIONES
28	60C-44323-40	.OUTER PLATE, CARTRIDGE .PLACA EXTERIOR DEL CARTUCHO	1				
29	6E5-44315-A0	.GASKET, WATER PUMP .EMPAQUE	1				
30	93606-12019	.PIN, DOWEL .PASADOR DE CLAVIJA	2				
31	90119-08M14	.BOLT, WITH WASHER .TORNILLO CON ARANDELA	4				
32	90280-04M05	.KEY, WOODRUFF .CUNA WOODRUFF	1				

NUMERICAL INDEX
INDICE NUMERICO

PART NO. CODIGO N°	REF. NO.	PART NO. CODIGO N°	REF. NO.	PART NO. CODIGO N°	REF. NO.	PART NO. CODIGO N°	REF. NO.	PART NO. CODIGO N°	REF. NO.	PART NO. CODIGO N°	REF. NO.
6D8-11110-20-9S	5 - 2	26H-12117-00	6 - 5	6R3-12583-00	17 - 42	67F-14349-40	9 - 7	6H4-14985-01	8 - 24	67F-2812A-00	14 - 23
62Y-11119-00	3 - 8	4G0-12118-00	6 - 6	67F-13119-01	24 - 17	67F-14349-50	9 - 8		34 - 7	67F-41113-50-9S	3 - 15
67F-11133-10	5 - 3	6D8-12121-10	6 - 2	63P-13131-00	10 - 19	67F-14349-60	9 - 9	6H3-14992-00	8 - 22	67F-41113-60-9S	32 - 2
67F-11168-00	5 - 19	6D8-12153-00	6 - 9	67F-13149-00	24 - 21	67F-14349-70	9 - 12	67F-14998-00	8 - 43	67F-41114-A2	3 - 17
67F-11181-03	5 - 14	6D8-12153-10	6 - 9	67F-13183-00	9 - 2	67F-14369-00	8 - 44	67F-15100-04	3 - 2		32 - 7
	33 - 3	6D8-12153-20	6 - 9	67F-13300-10	24 - 12	67F-14371-01	8 - 39	67F-15142-00	3 - 12		33 - 8
6D8-11191-01-9S	5 - 18	6D8-12153-30	6 - 9	67F-13314-02	24 - 13		34 - 17	68V-15311-00-CA	24 - 1	60C-41131-01-9S	23 - 7
67F-11192-01	5 - 26	6D8-12153-40	6 - 9	67F-13329-00	24 - 15	67F-14378-00	8 - 31	68V-15312-00	24 - 7	67F-41133-A1	23 - 8
69J-11301-00	3 - 35	6D8-12153-50	6 - 9	67F-13338-00	24 - 23	67F-14380-01	8 - 32		35 - 14		35 - 16
	5 - 8	6D8-12153-60	6 - 9	67F-13339-00	24 - 22	67F-14397-00	8 - 17	63P-15316-00	24 - 2	67F-41134-A0	23 - 16
6E5-11325-00	1 - 1	6D8-12153-70	6 - 9	67F-13411-00	24 - 8		34 - 4	6D8-15362-00	24 - 27		35 - 21
	3 - 13	6D8-12153-80	6 - 9	67F-13415-00	24 - 11	67F-14398-00	8 - 35	6G8-15363-00	5 - 33	67F-41137-02-CA	23 - 3
67F-11325-01	1 - 2	6D8-12153-90	6 - 9		35 - 15		34 - 13	67F-15373-00	7 - 12	67F-41138-00	23 - 18
	1 - 4	6D8-12153-A0	6 - 9	68V-13437-62	12 - 21	67F-14398-10	8 - 37	68V-24149-00	10 - 26		35 - 22
	3 - 36	6D8-12153-B0	6 - 9	5GH-13440-30	1 - 3		34 - 14	67F-24251-02	31 - 13	60C-41190-10	32 - 1
	5 - 9	6D8-12153-C0	6 - 9		3 - 45	67F-14398-20	8 - 38	6Y2-24305-06	11 - 6	67F-41213-01	18 - 41
67F-11328-00	3 - 37	6D8-12153-D0	6 - 9	67F-13448-00	3 - 48		34 - 15		11 - 9	67F-41237-00	18 - 38
	5 - 10	6D8-12153-E0	6 - 9	67F-13473-01	24 - 14	67F-14398-30	8 - 40	6Y2-24306-45	11 - 1	682-41237-00	18 - 39
68V-11351-00	3 - 44	6D8-12153-F0	6 - 9	67F-13495-00	24 - 16		34 - 19	6D8-24311-00	10 - 15	67F-41661-00-94	18 - 35
	33 - 11	6D8-12153-G0	6 - 9	67F-13631-03	24 - 20	67F-14440-00	7 - 18	67F-24312-00	17 - 43	67F-42154-00-94	18 - 26
6D8-11356-01	5 - 23	6D8-12153-H0	6 - 9	67F-13641-00-94	7 - 6	63V-14523-00	8 - 41	61A-24316-00	3 - 26	68V-42510-11-8D	20 - 9
	33 - 15	6D8-12153-J0	6 - 9	67F-13645-00	7 - 11	6H4-14548-00	8 - 27	6E5-24351-51	11 - 3	68V-42510-31-8D	20 - 9
676-11372-00	3 - 16	6D8-12153-K0	6 - 9		33 - 12		34 - 10	68F-24356-00	9 - 14	68V-42541-20	32 - 4
	32 - 3	6D8-12153-L0	6 - 9	67F-13769-00	24 - 18	67F-14555-00	8 - 15	6Y2-24360-60	11 - 5	60C-42610-20	2 - 1
6D8-11411-01	4 - 1	6D8-12153-M0	6 - 9	67F-13914-00	24 - 19	697-14555-00	8 - 5		11 - 8	67F-42613-00-8D	2 - 11
6D8-11416-00	4 - 4	6D8-12153-N0	6 - 9	67F-1412A-00	9 - 1	67F-14556-00	8 - 16	67F-24367-00	17 - 31	67F-42615-00	2 - 14
6D8-11416-10	4 - 4	6D8-12153-P0	6 - 9	67F-14146-00	8 - 6	67F-14565-00	8 - 36	68V-24374-00	10 - 22	67F-4261A-00	2 - 2
6D8-11416-20	4 - 4	6D8-12153-R0	6 - 9	67F-14147-00	8 - 7	67F-14567-00	8 - 14	67F-24377-00	31 - 10	61N-42628-00	2 - 13
6D8-11417-00	4 - 5	6D8-12153-S0	6 - 9		34 - 2	6K7-14573-00	15 - 18	6R3-24377-00	10 - 2	67F-42628-00	2 - 15
6D8-11417-10	4 - 5	6D8-12153-T0	6 - 9	67F-14159-00	8 - 26	6H2-14578-00	8 - 18	688-24378-00	3 - 25	67F-42647-00	2 - 3
6D8-11417-20	4 - 5	6D8-12153-U0	6 - 9		34 - 9	67F-14585-00	9 - 10		9 - 17	67F-42649-00	2 - 9
6D8-11417-30	4 - 5	6D8-12153-V0	6 - 9	67F-14178-00	8 - 33	60C-14590-02	8 - 29	6D8-24410-10	10 - 16	68V-42652-00	2 - 6
6D8-11418-00	4 - 6	6D9-12171-00	6 - 10	676-14186-00	8 - 25		34 - 11	68V-24411-00	10 - 21	67F-42662-00	2 - 10
6D8-11418-10	4 - 6	6D8-12181-00	6 - 11		34 - 8	67F-14592-00	8 - 34	68V-24412-00	10 - 17	6D6-42675-00	2 - 18
6D8-11418-20	4 - 6	67F-12411-01	1 - 5	67F-14189-00	9 - 11	60C-14711-10-9S	23 - 11	68V-24413-10	10 - 23	6D6-42676-00	2 - 20
6D8-11536-01	6 - 22		5 - 28	67F-14216-00	7 - 2	60C-14711-30-9S	23 - 11	6D8-24414-00	10 - 24	60C-42677-10	2 - 16
67F-11537-00	6 - 13	67F-12412-00	5 - 29	67F-14239-00	7 - 3	60C-14901-00	8 - 1	68V-24423-00	10 - 20	60C-42678-10	2 - 17
67F-11590-00	6 - 17	68V-12413-00-9S	5 - 30		34 - 16	60C-14902-00	8 - 2	68V-24444-00	10 - 25	6D6-42681-00	2 - 19
67F-11595-00	6 - 20	6G5-12416-00	3 - 29	67F-14243-00	7 - 1	60C-14904-00	8 - 3	68V-24454-00	10 - 18	67F-42710-03-8D	17 - 1
60C-11603-10	4 - 9	67F-12435-A0	3 - 33	67F-14271-00	7 - 4	67F-14923-00	8 - 4	68V-24469-01	10 - 9	648-42715-00	18 - 23
60C-11604-10	4 - 9		33 - 6	67F-14291-00	31 - 6	67F-14943-83	8 - 13	67F-2451B-00	31 - 14	61A-42716-00	17 - 45
6D8-11656-00	4 - 10	67F-1243A-00	3 - 41	60C-14294-00	9 - 15	67F-14947-00	8 - 12	68V-24521-01	10 - 6	67F-42717-00	17 - 25
6D8-11656-10	4 - 10	67F-1246A-01-9S	3 - 32	60C-14298-00	9 - 16	67F-14948-04	8 - 11	60C-24560-01	10 - 5	67F-42724-00	23 - 2
6D8-11656-20	4 - 10	60C-12484-00	32 - 5	67F-14325-00	8 - 45	676-14966-00	8 - 9	61N-24563-10	1 - 7	68V-42725-10	17 - 19
6D8-11656-30	4 - 10	67F-12535-01	17 - 32	67F-14349-00	9 - 3	67F-14980-00	8 - 19		10 - 7	688-42726-10	17 - 22
6D8-12111-00	6 - 1	68T-12572-00	17 - 31	67F-14349-10	9 - 4	67F-14980-10	8 - 20	60C-24566-00	10 - 11	6H1-42726-21	17 - 22
6D8-12113-00	6 - 4	6R3-12581-00	17 - 40	67F-14349-20	9 - 5	67F-14984-00	8 - 21	67F-28100-01	10 - 30	6G1-42727-00	23 - 6
6D8-12116-00	6 - 3	6R3-12582-00	17 - 41	67F-14349-30	9 - 6		34 - 5	67F-28100-10	10 - 30	67F-42738-00-8D	17 - 17

NUMERICAL INDEX
INDICE NUMERICO

PART NO. CODIGO N°	REF. NO.	PART NO. CODIGO N°	REF. NO.	PART NO. CODIGO N°	REF. NO.	PART NO. CODIGO N°	REF. NO.	PART NO. CODIGO N°	REF. NO.	PART NO. CODIGO N°	REF. NO.
67F-42741-01-8D	17 - 46	64E-43843-10	22 - 38	6L6-44150-02	25 - 17	6E5-45321-00	25 - 13	6E5-45941-00	26 - 26	703-48265-00	29 - 9
6H4-42748-00	17 - 24	64E-4384J-00	21 - 19	703-44189-00	29 - 32	6E5-45331-00-9S	25 - 33	6E5-45943-00	26 - 26	703-48268-00	29 - 5
67F-42756-01	17 - 20	64E-4384N-00	21 - 31	703-44189-10	29 - 39	6E5-45332-00-CA	25 - 56	6E5-45945-01	26 - 26	703-48271-00	29 - 61
6AH-42794-40	17 - 52	64E-43850-00	22 - 15	61A-44311-01	25 - 23	688-45341-10	25 - 7	6E5-45947-00	26 - 26	703-48281-00	29 - 31
6AH-42794-50	17 - 53	66Y-43851-00	22 - 11	6E5-44312-00	26 - 4	6E5-45344-00	25 - 39	6E5-45949-00	26 - 26	703-48284-00	29 - 53
67F-42815-00-8D	17 - 5	68V-43855-00	22 - 14		26 - 20	6E5-45371-01	1 - 12	6E5-45952-00	26 - 26	701-48287-00	29 - 42
67F-42816-00-8D	17 - 6	64E-43858-00	22 - 12	6E5-44315-A0	25 - 30		26 - 14	6E5-45954-00	26 - 26	703-48293-10	29 - 41
68V-42818-01	17 - 9	6AW-43858-00	22 - 18		35 - 7	688-45375-00	26 - 9	6E5-45956-00	26 - 26	663-48344-00	18 - 3
67F-42828-00-9S	17 - 7	6E5-43858-00	21 - 29		35 - 29	663-45376-00	26 - 8	688-45970-03	26 - 26		18 - 24
68V-43111-01-8D	19 - 1	72X-43858-00	22 - 5	6R3-44322-42	25 - 24	6E5-45378-00	25 - 10	688-45972-02	26 - 26	703-48345-01	29 - 19
68V-43112-01-8D	19 - 9	64E-43859-00	22 - 13		35 - 24	688-45383-02	25 - 66	688-45974-02	26 - 26	701-48350-10	28 - 2
64E-43126-00	19 - 35	64E-43860-01	22 - 20	60C-44323-40	25 - 29	688-45384-02	25 - 67	688-45976-01	26 - 26	703-48358-00	29 - 20
64E-43131-01	19 - 14	6E5-43862-00	21 - 11		35 - 28	68V-45501-10	25 - 42	688-45978-60	26 - 26	68V-48511-01	20 - 33
64E-43139-10	20 - 1		21 - 15	6E5-44352-01	25 - 27	68V-45501-30	25 - 42	63P-45987-00	26 - 21	67F-48538-00	18 - 1
64D-43144-00	17 - 14	6G5-43863-00	22 - 10		35 - 27	61A-45527-00	25 - 22	688-45997-01	26 - 22	6E5-61350-02	27 - 1
66T-43144-00	19 - 25	6E5-43864-00	21 - 21	6BC-44361-10	26 - 2	6E5-45536-00	25 - 9	67F-46241-00	6 - 16	6E5-61351-01	27 - 2
6E5-43145-01	27 - 8	6G5-43864-00	21 - 20	6BC-44361-30	26 - 2	61A-45538-00	25 - 19	703-48129-00	29 - 38	6E5-61355-00	27 - 5
6G5-43148-00	19 - 30	64E-43865-00	22 - 16	6E5-44365-00	26 - 3	68V-45551-00	25 - 43	703-48152-00	29 - 58	66T-81328-00	12 - 8
6G5-43181-02	19 - 27	6G5-43865-01	22 - 35		26 - 19	68V-45560-00	25 - 45	703-48153-00	29 - 3	445-81328-20	12 - 7
6G5-43185-02	19 - 28	64E-43866-00	21 - 10	6E5-44366-00	26 - 1	6E5-45567-01	25 - 5	703-48189-00	29 - 17	67F-8132G-01	15 - 1
64E-43311-10-8D	19 - 21	64E-43867-00	21 - 9	6BL-44391-00	17 - 23	6E5-45567-10	25 - 5	703-48198-00	29 - 14	6D8-81332-00	12 - 15
64E-43311-20-8D	19 - 21	64E-43868-00	22 - 3	67F-44514-01	20 - 26	6E5-45567-20	25 - 5	703-48205-A7	28 - 1	67F-81337-01	12 - 17
63P-43376-00	20 - 6	64E-43869-00	21 - 27	67F-44526-00	20 - 29	6E5-45567-30	25 - 5		29 - 1	63D-81345-20	12 - 5
68V-43800-07	21 - 1	6H1-4386K-10	22 - 29	6G5-44526-00	19 - 3	6E5-45567-40	25 - 5	703-48211-02	29 - 62	67F-81673-10	12 - 9
64E-43802-00	22 - 8	6E5-43872-00	21 - 13	67F-44533-00	20 - 31	6E5-45567-50	25 - 5	703-48212-00	29 - 59	67F-81800-03	16 - 1
64E-43805-01	22 - 37	64E-43873-00	22 - 24	68V-44551-00-8D	20 - 14	6E5-45567-60	25 - 5	703-48213-00	29 - 60	69J-81801-00	16 - 5
64E-4380F-00	22 - 33	6E5-43874-01	21 - 22	68V-44553-00-8D	20 - 24	68V-45571-00	25 - 58	703-48215-00	29 - 43	67F-81807-00	16 - 10
64E-4380J-00	22 - 30	6AW-43875-00	22 - 25	61A-44555-01-94	20 - 17	6E5-45576-00	25 - 59	703-48218-00	29 - 65	67F-81808-00	16 - 8
64E-43810-02	21 - 6	64E-43879-01	22 - 27	61A-44575-00	20 - 16	6L6-45577-00	25 - 63	703-48219-00	29 - 30	67F-81809-00	16 - 19
64E-43811-02	21 - 7	64E-43879-11	22 - 26	68V-45111-11-8D	23 - 20	6L6-45577-10	25 - 63	703-48221-00	29 - 57	67F-81810-00	16 - 3
6E5-43814-02	21 - 14	64E-4387A-00	22 - 23	68V-45111-31-8D	23 - 20	6L6-45577-20	25 - 63	703-48222-00	29 - 27	67F-81813-00	16 - 6
64E-43816-00	22 - 17	68V-43880-04	22 - 28	67F-45113-00	23 - 28	6L6-45577-30	25 - 63	703-48223-00	29 - 28	68F-81820-00	16 - 7
64E-43817-00	21 - 5	64E-43883-00	21 - 12		35 - 13	6L6-45577-40	25 - 63	703-48225-00	29 - 29	67F-81821-00	16 - 13
64E-43817-11	22 - 19	64E-4388E-01	21 - 26	68V-45123-00	23 - 12	6L6-45577-50	25 - 63	703-48226-00	29 - 26	6K7-81826-11	16 - 24
6BC-43818-00	21 - 34	64E-4388E-11	22 - 1		35 - 18	6L6-45577-60	25 - 63	703-48227-00	29 - 24	69J-81828-00	16 - 25
64E-4381G-00	21 - 28	6AW-4388J-00	21 - 3	67F-45127-00	23 - 19	6E5-45587-01	25 - 36	703-48232-00	29 - 63	67F-81830-00	16 - 17
64E-43820-03	21 - 16	64E-43891-00	22 - 31		35 - 19	6E5-45587-10	25 - 36	703-48234-00	29 - 18	67F-81832-00	16 - 11
64E-43821-03	21 - 17	64E-43892-00	22 - 34	67F-45151-00	23 - 25	6E5-45587-20	25 - 36	703-48235-00	29 - 4	67F-81836-00	16 - 12
64E-43822-00	21 - 18	6E5-43896-00	22 - 9	6C5-45155-00	23 - 27	6E5-45587-30	25 - 36	703-48236-00	29 - 16	6C5-81839-00	16 - 21
64E-43825-03	21 - 2	64E-43897-00	21 - 25	67F-45181-00-CA	23 - 17	6E5-45587-40	25 - 36	703-48238-00	29 - 22	67F-8183R-00	16 - 15
64E-43827-00	22 - 22	64E-43898-00	21 - 8	688-45214-02	26 - 10	6E5-45587-50	25 - 36	703-48243-00	29 - 15	60V-8183T-00	16 - 18
64E-43828-01	21 - 23	67F-44117-00-94	18 - 5	688-45215-02	26 - 11	6E5-45587-60	25 - 36	703-48244-00	29 - 21	69J-81840-00	16 - 4
64E-43829-01	21 - 24	68V-44118-00	18 - 19	6G5-45251-02	1 - 9	6E5-45611-01	25 - 47	703-48245-00	29 - 11	67F-81841-00	16 - 14
64E-4382G-00	21 - 30	60C-44120-11	18 - 14		19 - 2	68V-45631-01	25 - 54	703-48246-00	29 - 23	60X-81842-00	16 - 20
68V-43830-01	22 - 4	60C-44120-31	18 - 14	60C-45300-12-8D	25 - 1	6E5-45633-01	25 - 55	701-48248-00	29 - 13	67F-81846-00	16 - 26
64E-43831-00	22 - 2	67F-44121-00	18 - 11	60C-45300-32-8D	25 - 1	6E5-45634-02	25 - 48	703-48252-00	29 - 12	67F-81850-00	16 - 2
6AW-43841-00	22 - 7	688-44122-00	18 - 8	6E5-45301-07-8D	25 - 2	688-45930-02	26 - 26	703-48261-01	29 - 2	67F-81857-00	16 - 9
64E-43843-00	22 - 6	67F-44135-00	18 - 42	6E5-45318-00	23 - 23	688-45932-60	26 - 26	703-48264-00	29 - 6	6C5-81869-00	16 - 23

NUMERICAL INDEX
INDICE NUMERICO

PART NO. CODIGO N°	REF. NO.	PART NO. CODIGO N°	REF. NO.	PART NO. CODIGO N°	REF. NO.	PART NO. CODIGO N°	REF. NO.	PART NO. CODIGO N°	REF. NO.	PART NO. CODIGO N°	REF. NO.
67F-81891-00	16 - 16	67F-82560-00	31 - 4	60C-W0001-04	33 - 1	90119-10M72	6 - 21	90206-15M18	17 - 11	90445-10024	3 - 19
67F-81916-02	14 - 35	703-82563-02	29 - 56	68V-W0001-21	35 - 1	90119-10M88	3 - 4	90206-22M19	25 - 21	90445-10M16	9 - 18
60V-81925-00	16 - 27	63D-82563-10	15 - 27	60C-W0078-00	1 - 13	90119-10M89	26 - 7	90249-06M19	19 - 31	90445-10MG6	9 - 19
67F-81930-00	31 - 3	688-82575-01	29 - 48		35 - 23	90152-05M07	26 - 12	90250-08M07	25 - 53	90445-10MG7	9 - 20
67F-81941-02	16 - 22	67F-82577-01	29 - 45	67F-W0093-02	34 - 1	90155-10005	5 - 16	90280-04008	6 - 24	90445-11M49	31 - 12
67F-81942-00	14 - 22	68F-82582-00	16 - 28	67F-W009A-25-9S	5 - 1	90159-05059	20 - 2	90280-04M05	25 - 28	90445-13M01	11 - 2
67F-81948-01	14 - 19	6E5-82587-00	15 - 28	60C-W009B-08-9S	3 - 1	90159-06M28	17 - 48		35 - 32	90445-13M27	10 - 4
6G1-8194A-10	14 - 3	67F-82588-00	14 - 31	60C-W1164-20	4 - 7	90159-06M29	14 - 36	90280-05015	12 - 12	90445-13M35	11 - 4
6G1-81952-00	14 - 6	6E5-82588-00	17 - 27	60C-W1164-30	4 - 7	90167-06002	17 - 33	90282-04010	25 - 65	90445-15M03	6 - 19
67F-81953-00	14 - 16		31 - 17	90101-12M05	19 - 38	90170-06M30	14 - 4	90338-11007	17 - 26	90445-16M07	9 - 21
6E5-8195B-01	14 - 7	688-8258A-10	14 - 38	90105-06M07	3 - 38		14 - 8	90340-08002	25 - 6	90462-06018	17 - 34
6E5-8195C-01	14 - 10	688-8258A-20	29 - 50		5 - 11		14 - 11	90340-14M06	3 - 6	90462-10060	3 - 21
67F-81960-12	13 - 22	60C-82590-10	14 - 24	90105-10M00	26 - 15	90170-16M01	25 - 44		24 - 3	90464-09M47	15 - 16
67F-81971-00	31 - 5	703-82591-00	29 - 54	90109-06M80	17 - 49	90170-40008	6 - 23	90344-51019	5 - 4		15 - 31
6AH-81994-40	12 - 24	703-82592-00	29 - 55	90109-06M81	17 - 28	90171-18M04	26 - 24	90386-06M12	18 - 12	90464-10010	3 - 24
6AH-81994-50	12 - 25	703-82594-00	29 - 25		31 - 18	90179-06M24	2 - 12	90386-10M16	19 - 29	90464-10M57	9 - 22
6AH-81995-40	12 - 22	703-83383-B0	29 - 52	90109-06M82	17 - 8	90179-24002	12 - 14	90386-12069	18 - 32	90465-06M86	13 - 10
6AH-81995-50	12 - 23	6Y5-8350T-91	30 - 1		17 - 38	90185-05002	26 - 13	90386-15M73	17 - 10		15 - 9
6AG-81996-00	12 - 26	6Y5-83553-00	30 - 6	90109-06M86	15 - 30	90185-09M01	27 - 6	90386-22M98	19 - 36	90465-08028	31 - 8
67F-82105-01	14 - 2	6E5-83558-00	26 - 17		17 - 15	90185-10027	20 - 35		21 - 35	90465-08M23	17 - 29
67F-82116-00	14 - 15	6E5-83558-10	25 - 12		17 - 21	90185-12M12	20 - 32	90386-25M31	19 - 17	90465-08M63	19 - 22
6G5-82119-00	14 - 14	6Y5-8355X-T1	30 - 5		17 - 30	90185-22M11	19 - 19	90386-38M32	20 - 12	90465-08M83	9 - 23
682-82119-01	14 - 1	67F-83614-00	15 - 29		17 - 38	90201-05M03	15 - 22	90386-90M90	18 - 16	90465-11M10	3 - 20
6E5-82148-00	19 - 6	67F-83626-00	14 - 37		18 - 2	90201-06068	17 - 12	90387-05M00	15 - 20		3 - 28
	19 - 10	67F-83635-00	15 - 19	90109-06M96	17 - 18		18 - 29	90387-06119	13 - 3		3 - 47
66K-82149-00	19 - 24	6Y5-83653-20	30 - 8	90109-12007	20 - 28	90201-06M31	18 - 46	90387-06263	24 - 10		10 - 3
68V-82149-30	19 - 24	6Y5-83653-30	30 - 8	90109-14007	20 - 21	90201-09M02	18 - 17	90387-06M43	17 - 51		10 - 10
1E6-82151-00	30 - 7	67H-83672-01	20 - 3	90116-10062	20 - 34	90201-10060	21 - 32	90387-06M71	12 - 18		10 - 27
67F-82151-00	14 - 25	67F-83790-11	31 - 1	90119-06M10	25 - 16	90201-10M02	18 - 45	90387-06M82	18 - 43		15 - 12
67F-82151-10	14 - 26	67F-83792-00	31 - 2	90119-06M59	13 - 4	90201-10M20	27 - 7	90387-08M37	17 - 4		15 - 17
67F-8215B-00	14 - 27	72X-85075-L0	22 - 21	90119-06M79	5 - 27	90201-12426	19 - 40	90387-10M05	19 - 32		17 - 44
68V-82317-00	13 - 2	67F-85510-01	12 - 4	90119-06M82	7 - 19	90201-12M09	20 - 30	90387-10M61	27 - 3		19 - 20
67F-82341-00	13 - 13	663-85518-00	18 - 27	90119-06M83	10 - 29	90201-13M01	19 - 39	90401-20007	3 - 46		20 - 5
67F-82342-00	13 - 14	67F-85540-03	13 - 1	90119-06M92	12 - 20	90201-15M58	20 - 20	90430-06014	7 - 8		26 - 18
67F-82343-00	13 - 17	689-85547-00	10 - 1	90119-06MA2	3 - 34	90201-16M55	20 - 19	90430-06M03	3 - 39		31 - 11
67F-82344-00	13 - 18	67F-85550-00	12 - 1	90119-06MA4	3 - 18	90201-22M01	25 - 20		5 - 12		31 - 15
67F-82361-00	13 - 15	67F-85560-01	12 - 2	90119-07234	5 - 7	90201-24014	12 - 13	90430-08020	1 - 11		32 - 6
	13 - 19	67F-85570-00	13 - 5	90119-07235	5 - 5	90201-26M59	19 - 18		25 - 8	90465-11M59	3 - 42
	13 - 21	67F-85580-00	12 - 3	90119-08091	20 - 27	90201-30M92	25 - 64		35 - 2		7 - 13
67F-82362-00	13 - 16	68V-85753-00	15 - 6	90119-08M14	25 - 32	90201-38M60	20 - 10	90430-14115	3 - 7		9 - 13
	13 - 20		33 - 7		35 - 31	90202-07M07	18 - 9		33 - 5	90465-12M03	7 - 15
68V-82504-00	15 - 26	67F-85757-00	15 - 5	90119-08M22	17 - 2	90202-32M19	20 - 18	90430-14M09	1 - 10	90465-13M11	14 - 34
703-82510-13	29 - 44	67F-85790-00	15 - 4	90119-08M58	23 - 1	90202-40M47	20 - 13		24 - 4	90465-13M18	17 - 39
703-82531-00	29 - 47	61A-85885-00	15 - 13	90119-08M59	7 - 21	90204-06M00	14 - 5		35 - 20	90465-13M36	31 - 9
703-82532-00	29 - 46	66T-87149-00	14 - 13	90119-08M66	3 - 5		14 - 9	90445-076K2	26 - 16	90465-13M60	31 - 7
703-82540-00	29 - 51	K1C-A3275-00	4 - 8	90119-08M91	5 - 17		14 - 12	90445-07ME8	25 - 11	90467-10M04	31 - 16
703-82542-00	29 - 64	K0A-A3721-00	6 - 7	90119-10050	6 - 14	90206-10M04	18 - 47	90445-07ME9	25 - 11	90467-20M15	3 - 43
682-82556-00	29 - 49	K0A-A3722-00	6 - 8	90119-10M08	23 - 21	90206-12M00	18 - 30	90445-10016	3 - 27		7 - 14

NUMERICAL INDEX
INDICE NUMERICO

PART NO. CODIGO N°	REF. NO.	PART NO. CODIGO N°	REF. NO.	PART NO. CODIGO N°	REF. NO.	PART NO. CODIGO N°	REF. NO.	PART NO. CODIGO N°	REF. NO.	PART NO. CODIGO N°	REF. NO.
90468-18008	18 - 4	92995-06600	7 - 17	93210-16275	27 - 9	93608-12M05	26 - 5	97095-06025	18 - 36		
	18 - 10		9 - 25	93210-19MJ1	24 - 26	93608-16M16	23 - 5	97095-06030	5 - 24		
	18 - 13		10 - 14		35 - 12		23 - 22		19 - 4		
	18 - 25		13 - 9	93210-24M79	5 - 34	93700-06M03	19 - 13	97095-06035	18 - 44		
90480-10M23	15 - 21		13 - 12		33 - 2		19 - 23	97095-06040	18 - 6		
90480-12072	5 - 22		13 - 25	93210-30682	10 - 28	94702-00391	1 - 6	97095-08020	19 - 15		
90480-12314	3 - 11		13 - 28		33 - 14		5 - 35	97095-08025	25 - 40		
90480-13M24	17 - 50		14 - 18	93210-32738	1 - 8	95333-08600	16 - 33	97380-05025	29 - 8		
90480-15M31	12 - 19		14 - 21		10 - 8	95380-04600	30 - 4	97380-08030	29 - 33		
90480-20M05	3 - 31		14 - 30	93210-37160	25 - 26	95380-05600	18 - 40	97575-06525	18 - 20		
90480-22M15	17 - 3		14 - 33		35 - 6		29 - 7		24 - 5		
90501-10326	8 - 42		15 - 3		35 - 26	95380-06600	2 - 5	97575-08535	7 - 9		
90501-12082	18 - 22		15 - 8	93210-37MH7	20 - 11		17 - 47	97575-08540	3 - 40		
90501-16M11	3 - 30		15 - 11	93210-40M10	7 - 5		29 - 40		5 - 13		
90501-16M37	25 - 49		18 - 7		34 - 18	95380-08600	10 - 12		23 - 4		
90506-14M24	19 - 34		18 - 34	93210-41MJ2	7 - 20	95380-12600	19 - 41	97575-10530	21 - 33		
90506-16M34	17 - 16		18 - 37		33 - 13	95380-14600	20 - 22	97575-10540	20 - 25		
90506-16M39	6 - 18		19 - 5	93210-55M14	25 - 38	95780-10300	20 - 7	97575-10545	26 - 6		
90560-12M01	27 - 4		19 - 8		35 - 9	95812-06025	24 - 9	97595-06545	24 - 24		
91490-20015	18 - 18		19 - 12	93210-58144	25 - 14	95895-06010	23 - 29	97595-06630	12 - 11		
91490-40030	26 - 25		23 - 10		35 - 3	97013-08016	16 - 31		13 - 6		
91690-30018	18 - 28		23 - 14	93210-86M38	25 - 25	97013-08045	16 - 29	97607-04110	12 - 6		
91690-30020	19 - 33	92995-08600	19 - 16		35 - 5	97075-06030	23 - 13	97607-04310	22 - 32		
91690-50014	7 - 10		25 - 41		35 - 25	97075-06070	23 - 9	97803-04010	8 - 8		
91809-08006	5 - 6	92995-10600	20 - 8	93210-86M39	25 - 62	97095-06008	17 - 35	97885-05010	15 - 14		
92903-08100	16 - 34	92995-14600	20 - 23		35 - 11	97095-06010	7 - 7	97885-05025	15 - 23		
92903-08600	16 - 30	93101-28M16	25 - 34	93306-208U0	25 - 57		19 - 7	97885-06012	19 - 11		
	16 - 32		35 - 8	93315-425U7	25 - 46		19 - 26	97980-04114	8 - 10		
92907-04600	5 - 21	93101-30M17	25 - 61	93315-430U8	25 - 60	97095-06012	2 - 7		34 - 3		
92990-04100	30 - 3		35 - 10	93315-628U9	25 - 3		3 - 22	97980-06216	23 - 26		
92990-06100	2 - 4	93101-48001	4 - 3	93317-330U2	25 - 35		7 - 16	97985-06210	12 - 16		
92990-08600	29 - 34		33 - 10	93332-000U7	25 - 4		9 - 24	97985-06216	20 - 4		
92990-12600	18 - 31	93102-08M43	22 - 36	93341-930V2	25 - 37		13 - 11	98507-04008	5 - 20		
92990-18200	26 - 23	93102-38008	6 - 15	93410-22M11	19 - 37		14 - 32	98580-04006	29 - 36		
92995-05100	15 - 24		33 - 4	93410-37M04	20 - 15		15 - 10	98580-04008	8 - 28		
92995-05600	15 - 15	93102-48008	4 - 2	93420-36M01	23 - 24		18 - 33	98580-04010	29 - 35		
	15 - 25		33 - 9	93430-06024	29 - 10	97095-06016	10 - 13	98580-05010	29 - 37		
92995-06100	13 - 8	93106-09014	25 - 15	93501-04M02	18 - 21		13 - 26	98780-04016	3 - 14		
	13 - 24		35 - 4	93503-16003	25 - 52		14 - 17	99001-08600	25 - 18		
	13 - 27	93210-04228	8 - 30	93507-32009	25 - 50		14 - 20	99530-08012	12 - 10		
	14 - 29		34 - 12	93511-32017	25 - 51		14 - 28	99530-14016	5 - 15		
	17 - 36	93210-04230	8 - 23	93604-12M07	24 - 25		15 - 2	9E450-04533	30 - 2		
92995-06200	17 - 37		34 - 6	93605-10108	6 - 12		15 - 7				
92995-06600	2 - 8	93210-08287	11 - 7	93606-12019	3 - 3		17 - 13				
	3 - 10		11 - 10		24 - 6	97095-06020	3 - 9				
	3 - 23	93210-09165	18 - 15		25 - 31		13 - 7				
	5 - 25		35 - 17		35 - 30	97095-06025	5 - 31				
	5 - 32	93210-10M74	21 - 4	93606-19M23	23 - 15		13 - 23				