



# PARTS CATALOGUE CATALOGO DE REPUESTOS

## F300BET'13 (6CE4)

## FL300BET'13 (6CF4)

1M6CE-200S1

( )



2014/5/8

| NEWS NO.      | DATE         | COMMENT   |
|---------------|--------------|---|
| PE0-OM-130048 | Oct.,29,2013 | MOD:FIG.3,6 LIST/ILLUSTRATION REVISION                  |
| PE0-OM-130051 | Nov.,20,2013 | COR:FIG.13 ILLUSTRATION CORRECTION                      |
| PE0-OM-130062 | Dec.,12,2013 | MOD:FIG.3,4 LIST/ILLUSTRATION REVISION                  |
| PE0-OM-140003 | Apr.,24,2014 | MOD:LOWER CASING & DRIVE 1,3 LIST/ILLUSTRATION REVISION |

F300BET/FL300BET  
PARTS CATALOGUE  
©2013 by Yamaha Motor Co., Ltd.  
1st edition, July 2013  
All rights reserved.  
Any reprinting or unauthorized use  
without the written permission of  
Yamaha Motor Co., Ltd.  
is expressly prohibited.  
Printed in Japan.

F300BET/FL300BET  
CATALOGO DE REPUESTOS  
©2013 por Yamaha Motor Co., Ltd.  
1ª edición, julio 2013  
Todos los derechos reservados.  
Toda reproducción o uso no autorizado  
sin el consentimiento escrito de  
Yamaha Motor Co., Ltd.  
quedan expresamente prohibidos  
Impreso en Japón.

# FOREWORD

This Parts Catalogue is related to the parts for the model(s) on the cover page. When you are ordering replacement parts, please refer to this Parts Catalogue and quote both part numbers and part names correctly.

1. Modifications or additions which have been made after the issue of the Parts Catalogue will be announced in the Parts News.  
It is advisable that you make the necessary corrections to the Parts Catalogue according to the Parts News.

2. Abbreviations

The following abbreviations are used in this Parts Catalogue.

- “UR” Use specified parts number.
- “UN” Use as many as needed.
- “AP” Alternate Parts
- “LM” Locally Made (Parts need to be ordered locally)
- “F#” Frame No. (Applicable machine No.)
- “O/S” Over Size

3. The number of components for assembly

- Parts, which are to be supplied in an assembly, are listed with a dot (.) in front of the part name as shown below.
- The numeral appearing to the right of each component part indicates the quantity of parts for each assembly unit.

| PART NO.     | DESCRIPTION              | Q'TY | REMARKS |
|--------------|--------------------------|------|---------|
| 2F5-83310-60 | FRONT FLASHER LIGHT ASSY | 2    |         |
| 115-83311-60 | .BULB (6V-18W)           | 1    |         |

4. Applicable colours of graphics are represented in the “REMARKS” as shown below.

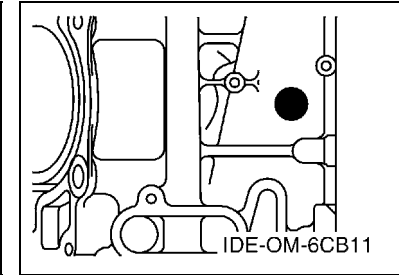
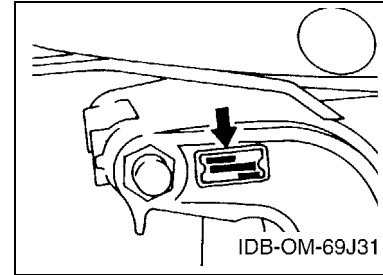
| PART NO.        | DESCRIPTION         | Q'TY | REMARKS |
|-----------------|---------------------|------|---------|
| 2N4-24110-00-X5 | FUEL TANK COMP.     | 2    | MXR     |
| 3J1-24240-10    | .GRAPHIC, FUEL TANK | 1    | FOR MXR |

5. Note that the illustrations for reference in finding parts numbers are not to be used for assembling. When assembling, please use the applicable service manual.

6. The asterisk (\*) before a reference number indicates modified items after the first edition.

7. Applicable Serial No.

Engine Serial No.



8. Applicable Engine Starting Serial No.

| Model | Serial No.  | Model  | Serial No.  |
|-------|-------------|--------|-------------|
| F300B | 6CE-1009646 | FL300B | 6CF-1003746 |
|       |             |        |             |
|       |             |        |             |
|       |             |        |             |

9. Applicable Colour Code

| Abbreviation | Colour Name        | Colour Code |
|--------------|--------------------|-------------|
| DBN1         | DARK BLUISH GRAY 1 | 008D        |

10. Quantity Column Information

| Column No. | Name Of Q'ty Column | Applicable Model |
|------------|---------------------|------------------|
| 1          | 6CE4                | F300BET          |
| 2          | 6CF4                | FL300BET         |
|            |                     |                  |
|            |                     |                  |

# PROLOGO

Este catálogo de repuestos corresponde a las piezas para el o los modelos que figuran en la página de portada. Al formular el pedido de repuestos, se ruega citar este catálogo y especificar correctamente el número y el nombre de las piezas.

- Las modificaciones y agregados que se hayan realizado después de la edición de este Catálogo de Repuestos, serán anunciados en las Informaciones de Recambios. Es recomendable que se hagan las correcciones necesarias en el Catálogo de Repuestos de acuerdo con las Informaciones de Recambios.

## 2. Abreviaciones

En este. Catálogo de Repuestos se emplean las siguientes abreviaciones.

“UR” Usar el número de partes especificado

“UN” Usar la cantidad necesaria

“AP” Piezas sustitutivas

“LM” Fabricación local (Hay que pedir los repuestos en las cercanías)

“F#” N° de bastidor (N° aplicable a la máquina)

“O/S” Sobredimensionado

## 3. La cantidad de componentes para el montaje

- Los componentes, suministrados como conjunto, se describen con un punto (.) que precede al nombre del parte como se indica a continuación.
- La numeración que aparece a la derecha de cada descripción indica la cantidad de partes por cada unidad de conjunto.

| CODIGO N°    | DESCRIPCION          | CANT. | OBSERVACIONES |
|--------------|----------------------|-------|---------------|
| 2F5-83310-60 | ENSAMBLAJE DE LA LUZ | 2     |               |
| 115-83311-60 | .BOMBILLA (6V-18W)   | 1     |               |

## 4. Los colores de los componentes se indican como sigue en la columna de “OBSERVACIONES”.

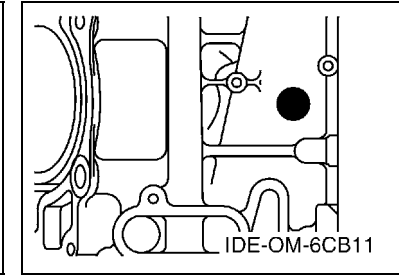
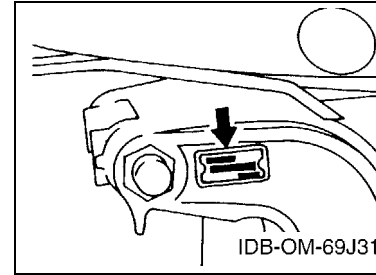
| CODIGO N°       | DESCRIPCION          | CANT. | OBSERVACIONES |
|-----------------|----------------------|-------|---------------|
| 2N4-24110-00-X5 | COMP. DEL TANQUE     | 2     | MXR           |
| 3J1-24240-10    | .GRAFICO, DEL TANQUE | 1     | PARA MXR      |

- Debe tenerse en cuenta que las ilustraciones sirven como guía para la búsqueda de los números de partes y no deben usarse para el montaje. Durante el montaje, se recomienda usar el manual de taller correspondiente.

- EL asterisco (\*) antes del número de referencia indica los elementos modificados después de la primera edición.

## 7. Números de serie

N° de Serie del motor



## 8. Números de serie del motor

| Modelo | N° de serie | Modelo | N° de serie |
|--------|-------------|--------|-------------|
| F300B  | 6CE-1009646 | FL300B | 6CF-1003746 |
|        |             |        |             |
|        |             |        |             |
|        |             |        |             |

## 9. Códigos de color aplicables

| Abreviatura | Nombre de color    | Código de color |
|-------------|--------------------|-----------------|
| DBN1        | DARK BLUISH GRAY 1 | 008D            |

## 10. Información para la columna de cantidades

| Columna N° | Nombre de la columna de cantidades | Modelo aplicable |
|------------|------------------------------------|------------------|
| 1          | 6CE4                               | F300BET          |
| 2          | 6CF4                               | FL300BET         |
|            |                                    |                  |
|            |                                    |                  |

# CONTENTS

|                                   |    |
|-----------------------------------|----|
| SCHEDULED SERVICE PARTS .....     | 1  |
| TOP COWLING .....                 | 2  |
| CYLINDER & CRANKCASE 1 .....      | 3  |
| CRANKSHAFT & PISTON .....         | 5  |
| CYLINDER & CRANKCASE 2 .....      | 6  |
| CYLINDER & CRANKCASE 3 .....      | 8  |
| CYLINDER & CRANKCASE 4 .....      | 9  |
| VALVE .....                       | 10 |
| INTAKE 1 .....                    | 13 |
| INTAKE 2 .....                    | 14 |
| THROTTLE BODY ASSY 1 .....        | 16 |
| THROTTLE BODY ASSY 2 .....        | 17 |
| FUEL INJECTION PUMP 1 .....       | 18 |
| FUEL INJECTION PUMP 2 .....       | 20 |
| FUEL 1 .....                      | 21 |
| FUEL 2 .....                      | 22 |
| GENERATOR .....                   | 23 |
| ELECTRICAL 1 .....                | 24 |
| ELECTRICAL 2 .....                | 26 |
| ELECTRICAL 3 .....                | 27 |
| ELECTRICAL 4 .....                | 29 |
| ELECTRICAL 5 .....                | 31 |
| STARTING MOTOR .....              | 32 |
| BOTTOM COWLING 1 .....            | 33 |
| BOTTOM COWLING 2 .....            | 35 |
| BOTTOM COWLING 3 .....            | 37 |
| CONTROL .....                     | 38 |
| BRACKET 1 .....                   | 39 |
| BRACKET 2 .....                   | 41 |
| POWER TRIM & TILT ASSY 1 .....    | 43 |
| POWER TRIM & TILT ASSY 2 .....    | 46 |
| UPPER CASING .....                | 47 |
| OIL PAN .....                     | 49 |
| LOWER CASING & DRIVE 1 .....      | 50 |
| LOWER CASING & DRIVE 2 .....      | 54 |
| LOWER CASING & DRIVE 3 .....      | 56 |
| LOWER CASING & DRIVE 4 .....      | 60 |
| STEERING GUIDE ATTACHMENT 1 ..... | 62 |
| STEERING GUIDE ATTACHMENT 2 ..... | 63 |
| SWITCH & PANEL 1 .....            | 64 |
| SWITCH & PANEL 2 .....            | 65 |

|                        |    |
|------------------------|----|
| OPTIONAL PARTS 1 ..... | 66 |
| OPTIONAL PARTS 2 ..... | 67 |
| OPTIONAL PARTS 3 ..... | 68 |
| REPAIR KIT 1 .....     | 69 |
| REPAIR KIT 2 .....     | 70 |

## INDEX

|                       |    |
|-----------------------|----|
| NUMERICAL INDEX ..... | 72 |
|-----------------------|----|

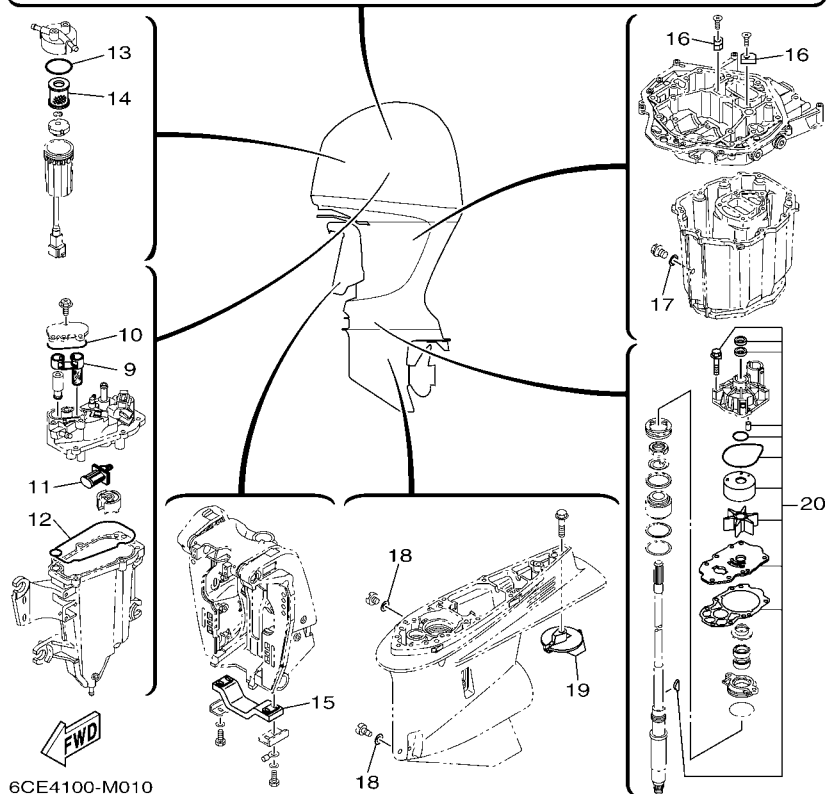
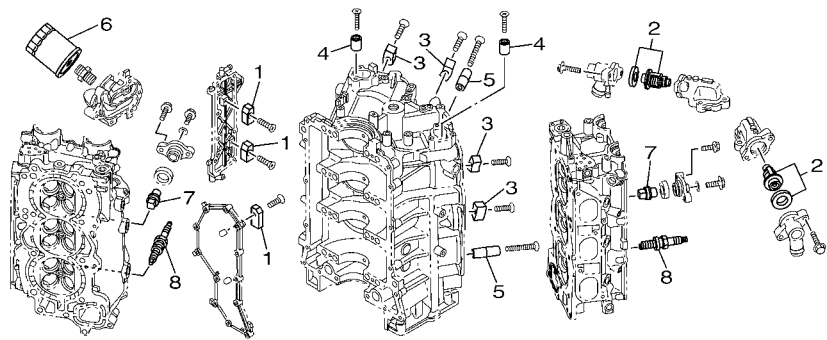
# CONTENIDO

|                                     |    |
|-------------------------------------|----|
| PARTES DE REPUESTO TEMPORALES ..... | 1  |
| SOPORTE SUPERIOR .....              | 2  |
| CILINDRO & CARTER 1 .....           | 3  |
| CIGUENAL & PISTON .....             | 5  |
| CILINDRO & CARTER 2 .....           | 6  |
| CILINDRO & CARTER 3 .....           | 8  |
| CILINDRO & CARTER 4 .....           | 9  |
| VALVULA .....                       | 10 |
| ADMISION 1 .....                    | 13 |
| ADMISION 2 .....                    | 14 |
| CAJA DE ACELERADOR COMPL 1 .....    | 16 |
| CAJA DE ACELERADOR COMPL 2 .....    | 17 |
| BOMBA DE INYECTOR 1 .....           | 18 |
| BOMBA DE INYECTOR 2 .....           | 20 |
| COMBUSTIBLE 1 .....                 | 21 |
| COMBUSTIBLE 2 .....                 | 22 |
| GENERADOR .....                     | 23 |
| EQUIPO ELECTRICO 1 .....            | 24 |
| EQUIPO ELECTRICO 2 .....            | 26 |
| EQUIPO ELECTRICO 3 .....            | 27 |
| EQUIPO ELECTRICO 4 .....            | 29 |
| EQUIPO ELECTRICO 5 .....            | 31 |
| MOTOR DE ARRANQUE .....             | 32 |
| CUBIERTA INFERIOR 1 .....           | 33 |
| CUBIERTA INFERIOR 2 .....           | 35 |
| CUBIERTA INFERIOR 3 .....           | 37 |
| CONTROL .....                       | 38 |
| SOPORTE 1 .....                     | 39 |
| SOPORTE 2 .....                     | 41 |
| COMPONER Y PODER VARILLA 1 .....    | 43 |
| COMPONER Y PODER VARILLA 2 .....    | 46 |
| FUNDA SUPERIOR .....                | 47 |
| OIL PAN .....                       | 49 |
| IMPULSOR E INFERIOR 1 .....         | 50 |
| IMPULSOR E INFERIOR 2 .....         | 54 |
| IMPULSOR E INFERIOR 3 .....         | 56 |
| IMPULSOR E INFERIOR 4 .....         | 60 |
| ADITAMENTO GUIA DE GOBIERNO 1 ..... | 62 |
| ADITAMENTO GUIA DE GOBIERNO 2 ..... | 63 |
| PANEL DE INTERRUPTOR 1 .....        | 64 |
| PANEL DE INTERRUPTOR 2 .....        | 65 |

|                            |    |
|----------------------------|----|
| PARTES OPCIONALES 1 .....  | 66 |
| PARTES OPCIONALES 2 .....  | 67 |
| PARTES OPCIONALES 3 .....  | 68 |
| ESTUCHE REPARATION 1 ..... | 69 |
| ESTUCHE REPARATION 2 ..... | 70 |

## INDICE

|                       |    |
|-----------------------|----|
| INDICE NUMERICO ..... | 72 |
|-----------------------|----|



6CE4100-M010

FIG. 1 SCHEDULED SERVICE PARTS PARTES DE REPUESTO TEMPORALES

| REF. NO. | PART NO. CODIGO Nº | DESCRIPTION DESCRIPCION                             | 6CE4 | 6CF4 | REMARKS OBSERVACIONES |
|----------|--------------------|---|------|------|-----------------------|
| 1        | 63P-11325-01       | ANODE ANODO   | 4    | 4    |                       |
| 2        | 6CE-12411-00       | THERMOSTAT TERMOSTAT                                | 2    | 2    |                       |
| 3        | 6AW-1132P-00       | ANODE 5 ANODO 5                                     | 4    | 4    |                       |
| 4        | 68T-11325-00       | ANODE ANODO   | 2    | 2    |                       |
| 5        | 6AW-1132N-01       | ANODE 4 ANODO 4                                     | 2    | 2    |                       |
| 6        | N26-13440-00       | ELEMENT ASSY, OIL CLEANER ELEMENTO FILTRO DE ACEITE | 1    | 1    |                       |
| 7        | 67F-11325-01       | ANODE ANODO   | 8    | 8    |                       |
| 8        | 94702-00400        | PLUG, SPARK (NGK LFR6A-11) BUJIA (NGK LFR6A-11)     | 6    | 6    |                       |
| 9        | 6CB-24501-01       | FILTER, FUEL FIELTRO                                | 1    | 1    |                       |
| 10       | 6CB-13016-00       | O-RING ANILLO O                                     | 1    | 1    |                       |
| 11       | 63P-13915-00       | FILTER FILTRO                                       | 1    | 1    |                       |
| 12       | 6CB-14984-00       | GASKET, FLOAT CHAMBER EMPAQUE CAMARA DE BOIA        | 1    | 1    |                       |
| 13       | 6P3-24564-00       | GASKET EMPAQUE                                      | 1    | 1    |                       |
| 14       | 6P3-24563-01       | ELEMENT, FILTER ELEMENTO DEL FILTRO                 | 1    | 1    |                       |
| 15       | 6G5-45251-02       | ANODE CATODE  | 1    | 1    |                       |
| 16       | 63P-11325-11       | ANODE ANODO   | 2    | 2    |                       |
| 17       | 90430-14M09        | GASKET JUNTA  | 1    | 1    |                       |
| 18       | 90430-08020        | GASKET JUNTA  | 2    | 2    |                       |
| 19       | 61A-45371-00       | TAB-TRIM QUILLA ESTABILIZADOR                       | 1    | 1    |                       |
| 20       | 6CE-W0078-00       | WATER PUMP REPAIR KIT ESTUCHE REPARACION BOMBA AGUA | 1    | 1    |                       |

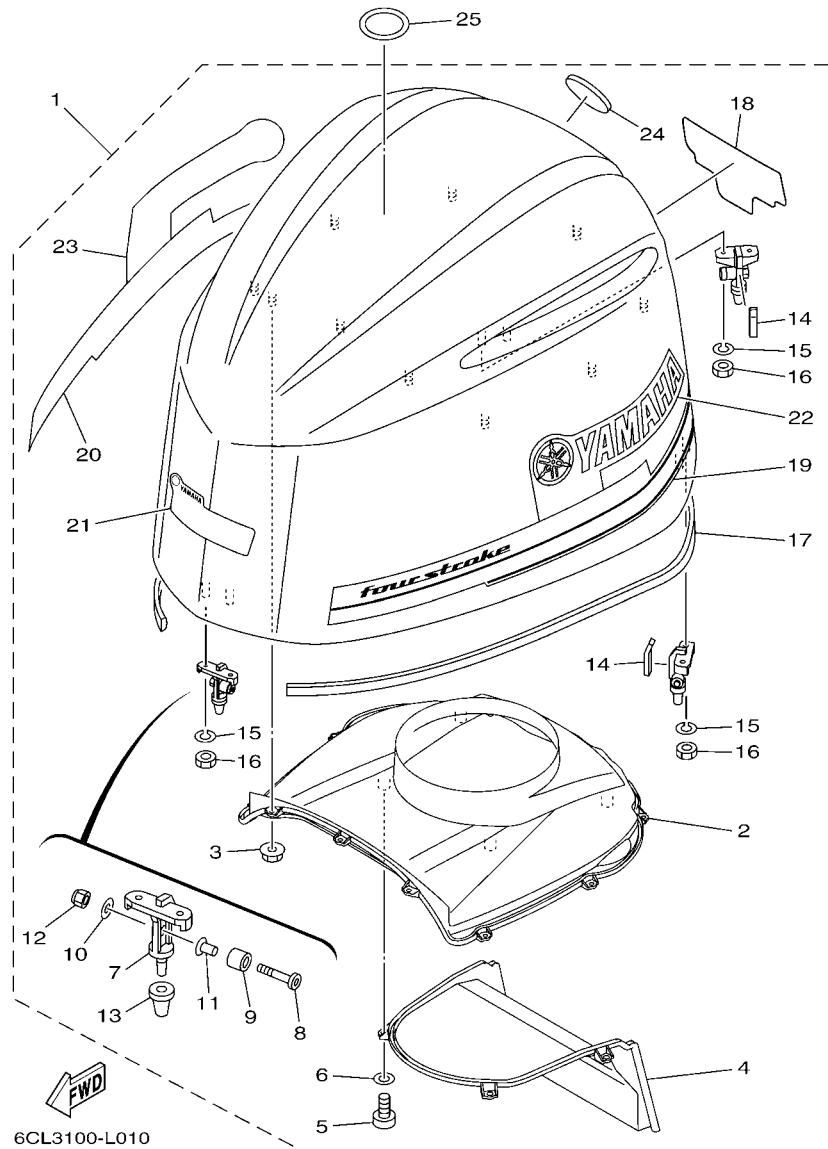


FIG. 2 TOP COWLING

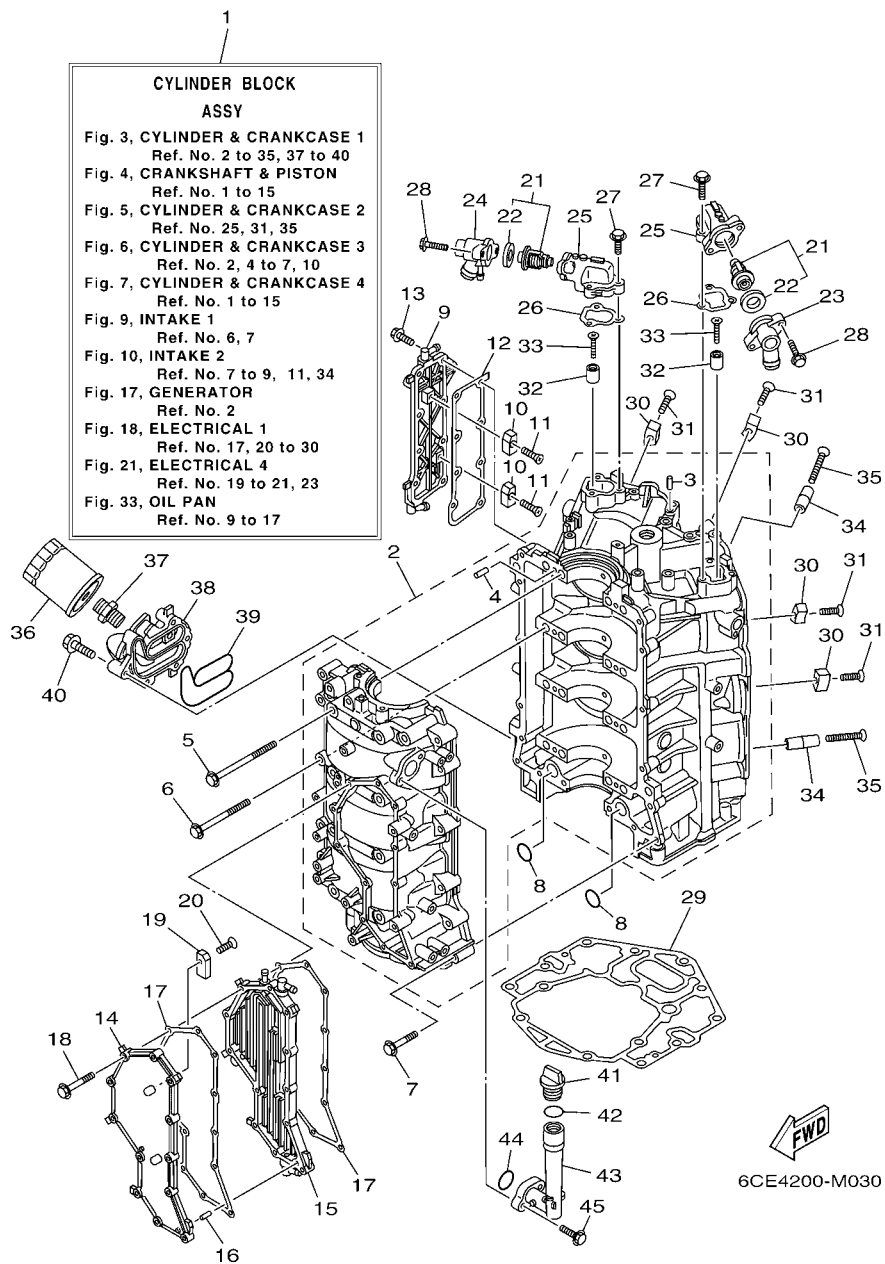
SOPORTE SUPERIOR

| REF. NO. | PART NO. CODIGO Nº | DESCRIPTION DESCRIPCION                               | 6CE4 | 6CF4 | REMARKS OBSERVACIONES |
|----------|--------------------|---|------|------|-----------------------|
| 1        | 6CE-42610-00       | TOP COWLING ASSY<br>SOPORTE SUPERIOR COMPL.           | 1    | 1    |                       |
| 2        | 6CE-42613-00       | .MOLDING, AIR DUCT<br>.MOLDURA CONDUCTO AIRE          | 1    | 1    |                       |
| 3        | 90179-06M28        | .NUT<br>.TUERCA                                       | 10   | 10   |                       |
| 4        | 6CE-42635-00       | .DUCT, WATER SEPARATOR<br>.CONDUCTO DE SEPARADOR AGUA | 1    | 1    |                       |
| 5        | 97780-60516        | .SCREW, TAPPING<br>.TORNILLO DE CABEZA DE CONO ACH    | 4    | 4    |                       |
| 6        | 92990-06200        | .WASHER, PLAIN<br>.ARANDELA PLANA                     | 4    | 4    |                       |
| 7        | 6CB-42647-00       | .HOLDER, CLAMP BAND<br>.MORDAZA DE ABRAZADERA         | 3    | 3    |                       |
| 8        | 90111-08078        | .BOLT, HEX. SOCKET BUTTON<br>.TORNILLO                | 3    | 3    |                       |
| 9        | 90387-10094        | .COLLAR<br>.ESPACIADOR                                | 3    | 3    |                       |
| 10       | 92990-08600        | .WASHER, PLATE<br>.ARANDELA PLANA                     | 3    | 3    |                       |
| 11       | 90387-08M45        | .COLLAR<br>.ESPACIADOR                                | 3    | 3    |                       |
| 12       | 95780-08300        | .NUT, FLANGE<br>.TUERCA                               | 3    | 3    |                       |
| 13       | 6AW-42663-00       | .DAMPER<br>.AMORTIGUADOR 2                            | 3    | 3    |                       |
| 14       | 6CB-42134-00       | .COVER<br>.CUBIERTA                                   | 2    | 2    |                       |
| 15       | 92990-06100        | .WASHER, SPRING<br>.ARANDELA PLANA                    | 6    | 6    |                       |
| 16       | 95380-06600        | .NUT, HEXAGON<br>.TUERCA                              | 6    | 6    |                       |
| 17       | 6CB-42628-00       | .SEAL<br>.SELLO DE GOMA                               | 1    | 1    |                       |
| 18       | 6CE-42678-00       | .GRAPHIC, REAR<br>.CALCAMONIA TRASERA                 | 1    | 1    |                       |
| 19       | 6CE-42675-01       | .GRAPHIC, SIDE 1<br>.CALCAMONIA LATERAL 1             | 1    | 1    |                       |
| 20       | 6CE-42676-01       | .GRAPHIC, SIDE 2<br>.CALCAMONIA LATERAL 2             | 1    | 1    |                       |
| 21       | 6CE-42677-00       | .GRAPHIC, FRONT<br>.CALCAMONIA FRONTAL                | 1    | 1    |                       |
| 22       | 6CE-42681-01       | .MARK, COWLING<br>.MARCA DE CUBIERTA                  | 1    | 1    |                       |
| 23       | 6CE-42682-01       | .MARK, COWLING<br>.MARCA DE CUBIERTA                  | 1    | 1    |                       |
| 24       | 6AW-42697-10       | .TUNING FORK MARK<br>.MARCA, YAMAHA                   | 1    | 1    |                       |
| 25       | 67F-13434-20       | .LABEL, CAUTION<br>ETIQUETA DE PRECAUCION             | 1    | 1    |                       |



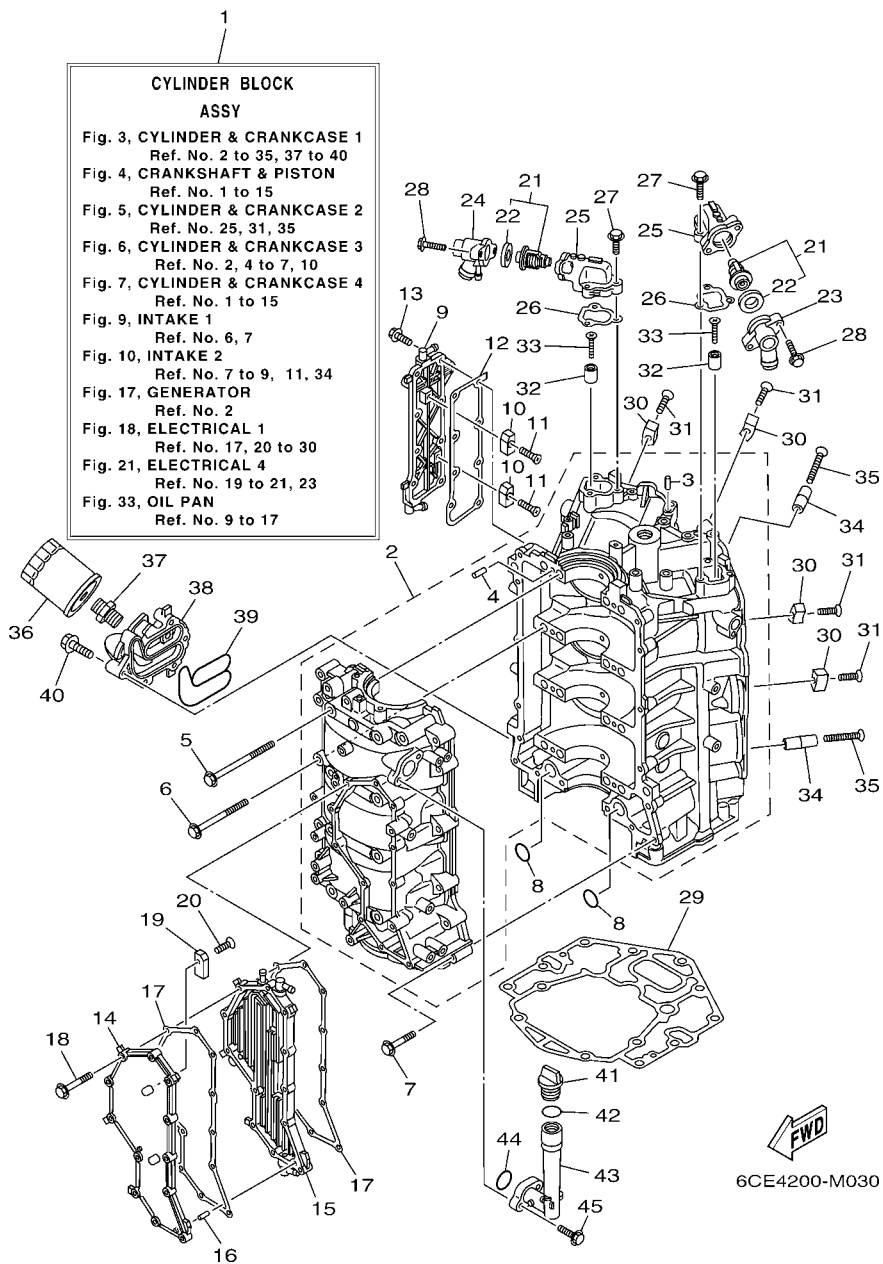
FIG. 3 CYLINDER & CRANKCASE 1 CILINDRO & CARTER 1

| REF. NO. | PART NO. CODIGO Nº | DESCRIPTION DESCRIPCION                                  | 6CE4 | 6CF4 | REMARKS OBSERVACIONES   |
|----------|--------------------|--|------|------|---|
| 1        | 6CE-W009B-04-9S    | CYLINDER BLOCK ASSY<br>CILINDRO BLOQUE COMPLETO          | 1    | 1    | Go to P/N:PE0-OM-130048<br>Go to P/N:PE0-OM-130062<br>Go to P/N:PE0-OM-130048 |
| 2        | 6CE-15100-10       | CRANKCASE ASSY<br>CARTER COMPLETO                        | 1    | 1    |   |
| 3        | 93606-12019        | .PIN, DOWEL<br>.PASADOR DE CLAVIJA                       | 3    | 3    |   |
| 4        | 93606-12019        | .PIN, DOWEL<br>.PASADOR DE CLAVIJA                       | 8    | 8    |   |
| 5        | 6CB-15187-00       | BOLT<br>PERNO  | 8    | 8    |   |
| 6        | 6CB-15481-00       | BOLT 1<br>PERNO 1  | 8    | 8    |   |
| 7        | 90105-08175        | BOLT, FLANGE<br>TORNILLO                                 | 16   | 16   |   |
| 8        | 93210-26658        | O-RING<br>ANILLO O                                       | 2    | 2    |   |
| 9        | 6CE-1131C-00-9S    | COVER, JOINT<br>CUBIERTA DE UNION                        | 1    | 1    |   |
| 10       | 63P-11325-01       | ANODE<br>ANODO   | 2    | 2    |   |
| 11       | 90151-06M02        | SCREW, COUNTERSUNK<br>TORNILLO EMBUTIDO                  | 2    | 2    |   |
| 12       | 6CB-1131B-00       | GASKET, COVER<br>EMPAQUE DE CUBIERTA                     | 1    | 1    |   |
| 13       | 90105-06M07        | BOLT, FLANGE<br>TORNILLO                                 | 8    | 8    |   |
| 14       | 6CE-15411-00-9S    | COVER, CRANKCASE 1<br>CUBIERTA DE CARTER 1               | 1    | 1    |   |
| 15       | 6CE-15421-10-9S    | COVER, CRANKCASE 2<br>TAPA DE CARTER DERECHA             | 1    | 1    |   |
| 16       | 91690-40010        | PIN, SPRING<br>PASADOR DE RESORTE                        | 1    | 1    |   |
| 17       | 6CB-15451-00       | GASKET, CRANKCASE COVER 1<br>EMPAQ DE CUBIERTA DE CARTER | 2    | 2    |   |
| 18       | 90105-06151        | BOLT, FLANGE<br>TORNILLO                                 | 12   | 12   |   |
| 19       | 63P-11325-01       | ANODE<br>ANODO   | 2    | 2    |   |
| 20       | 90151-06M02        | SCREW, COUNTERSUNK<br>TORNILLO EMBUTIDO                  | 2    | 2    |   |
| 21       | 6CE-12411-00       | THERMOSTAT<br>TERMOSTAT                                  | 2    | 2    |   |
| 22       | 67F-12412-00       | .SEAL, THERMOSTAT<br>.SELLO TERMOSTATO                   | 1    | 1    |   |
| 23       | 6CE-12413-10-9S    | COVER, THERMOSTAT<br>CUBIERTA TERMOSTATO                 | 1    | 1    |   |
| 24       | 6CE-12413-00-9S    | COVER, THERMOSTAT<br>CUBIERTA TERMOSTATO                 | 1    | 1    |   |
| 25       | 6CB-12422-10-9S    | COVER, HOUSING<br>CUBIERTA DE CAJA                       | 2    | 2    |   |
| 26       | 6CB-12427-10       | GASKET, HOUSING COVER 1<br>EMPAQUE DE TAPA               | 2    | 2    |   |
| 27       | 95027-06025        | BOLT, FLANGE<br>PERNO, DE BRIDA                          | 6    | 6    |   |



**FIG. 3 CYLINDER & CRANKCASE 1 CILINDRO & CARTER 1**

| REF. NO. | PART NO. CODIGO Nº | DESCRIPTION DESCRIPCION                                | 6CE4 | 6CF4 | REMARKS OBSERVACIONES |
|----------|--------------------|--|------|------|-----------------------|
| 28       | 90105-06037        | BOLT, FLANGE<br>TORNILLO                               | 4    | 4    |                       |
| 29       | 6CB-11351-00       | GASKET, CYLINDER<br>JUNTA, DE CILINDRO                 | 1    | 1    |                       |
| 30       | 6AW-1132P-00       | ANODE 5<br>ANODO 5                                     | 4    | 4    |                       |
| 31       | 98780-06530        | SCREW, FLAT HEAD<br>TORNILLO CABEZA PLANA              | 4    | 4    |                       |
| 32       | 68T-11325-00       | ANODE<br>ANODO   | 2    | 2    |                       |
| 33       | 90151-05M05        | SCREW, COUNTERSUNK<br>TORNILLO EMBUTIDO                | 2    | 2    |                       |
| 34       | 6AW-1132N-01       | ANODE 4<br>ANODO 4                                     | 2    | 2    |                       |
| 35       | 98780-06550        | SCREW, FLAT HEAD<br>TORNILLO CABEZA PLANA              | 2    | 2    |                       |
| 36       | N26-13440-00       | ELEMENT ASSY, OIL CLEANER<br>ELEMENTO FILTRO DE ACEITE | 1    | 1    |                       |
| 37       | 90401-19001        | BOLT, UNION<br>PERNO DE UNION                          | 1    | 1    |                       |
| 38       | 6CE-13446-10-9S    | CONNECTOR<br>CONECTOR                                  | 1    | 1    |                       |
| 39       | 6CB-13477-00       | GASKET<br>EMPAQUE                                      | 1    | 1    |                       |
| 40       | 90105-06151        | BOLT, FLANGE<br>TORNILLO                               | 5    | 5    |                       |
| 41       | 6G8-15363-00       | PLUG, OIL<br>TAPON DE ACEITE                           | 1    | 1    |                       |
| 42       | 93210-24M79        | O-RING<br>ANILLO O                                     | 1    | 1    |                       |
| 43       | 6CB-15319-00       | JOINT<br>CONECTOR                                      | 1    | 1    |                       |
| 44       | 93210-27370        | O-RING<br>ANILLO O                                     | 1    | 1    |                       |
| 45       | 90105-06037        | BOLT, FLANGE<br>TORNILLO                               | 2    | 2    |                       |



# PARTS NEWS

News No. PE0-OM-130048(1/3)

Date:2013/10/29

Signature:S. Ishibashi

Cause :  Revision Notice  Correction  Sales Unit Change  Others

|  |   |
|--|---|
| Model  | L(F)300CA, F(L)300BET / L(F)250CA, F(L)250DET / L(F)225CA, F(L)225FET |
| Subject  | PARTS CATALOGUE CORRECTIONS   |
| CATALOGUE NO.  | See the"List of Models and CATALOGUE No's below."                     |
| Time of YPEC Revision  | Text, Illustration --> Nov./29/2013 PDF Replace --> Nov./29/2013      |
| (YPEC = Yamaha Parts Electrical Catalogue = Website parts catalogue) |   |

## Applicable Engine Serial No.

| MODEL NAME      | MODEL CODE | Applicable Engine Serial No. |
|-----------------|------------|------------------------------|
| F300CA, F300B   | 6CE4       | 6CE:1011174-                 |
| LF300CA, FL300B | 6CF4       | 6CF:1004338-                 |
| F250CA, F250D   | 6CG4       | 6CG:1005754-                 |
| LF250CA, FL250D | 6CH4       | 6CH:1001518-                 |
| F225CA, F225F   | 6CL4       | 6CL:1002164-                 |
| LF225CA, FL225F | 6CM4       | 6CM:1000438-                 |

\*1: Interchangeability

|   |  |   |           |
|---|--|---|-----------|
| A | Old Parts                                  | → | Old Parts |
|   | New Parts                                  | → | New Parts |
| B | Old Parts                                  | → | Old Parts |
|   | New Parts                                  | → | New Parts |
| C | Old Parts                                  | → | Old Parts |
|   | New Parts                                  | → | New Parts |
|   | These parts are interchangeable with a set |   |           |

## FIG.3 CYLINDER & CRANKCASE 1

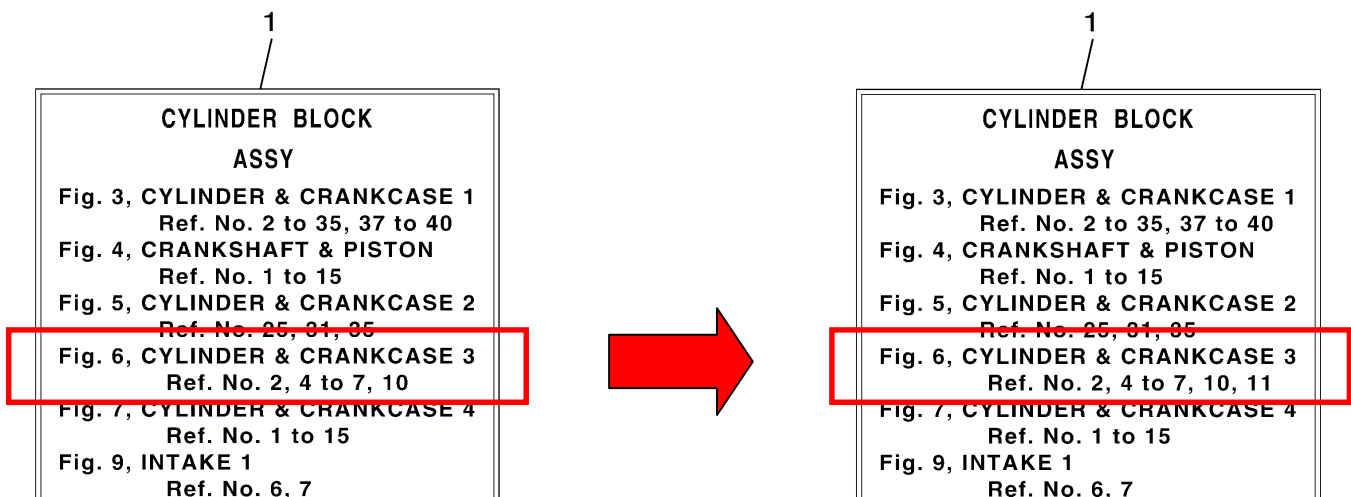
### 1. LIST CORRECTION

| Fig. No. | Ref. No. | OLD P/No.       | NEW P/No.   | PART NAME           | Q'TY | *Interchangeability |                        |
|----------|----------|-----------------|-------------|---------------------|------|---------------------|------------------------|
|          |          |                 |             |                     |      |                     | REMARKS                |
| 3        | 1        | 6CE-W009B-04-9S | 99999-04122 | CYLINDER BLOCK ASSY | 1    |                     | with PLATE 1 & BOLT(2) |
|          | 2        | 6CE-15100-10    | 99999-04121 | CRANKCASE ASSY      | 1    |                     | *Part number revision  |

### 2. ILLUSTRATION CORRECTION

(OLD)

(NEW)



Parts Manager Check

Service Manager Check

Parts Manager File

YAMAHA MOTOR CO.,LTD  
2500 Shingai Iwata Shizuoka 438-8501.Japan  
Technical Publication Dept.

# PARTS NEWS

News No. PE0-OM-130048(2/3)

Date:2013/10/29

Signature:S. Ishibashi

Cause :  Revision Notice  Correction  Sales Unit Change  Others

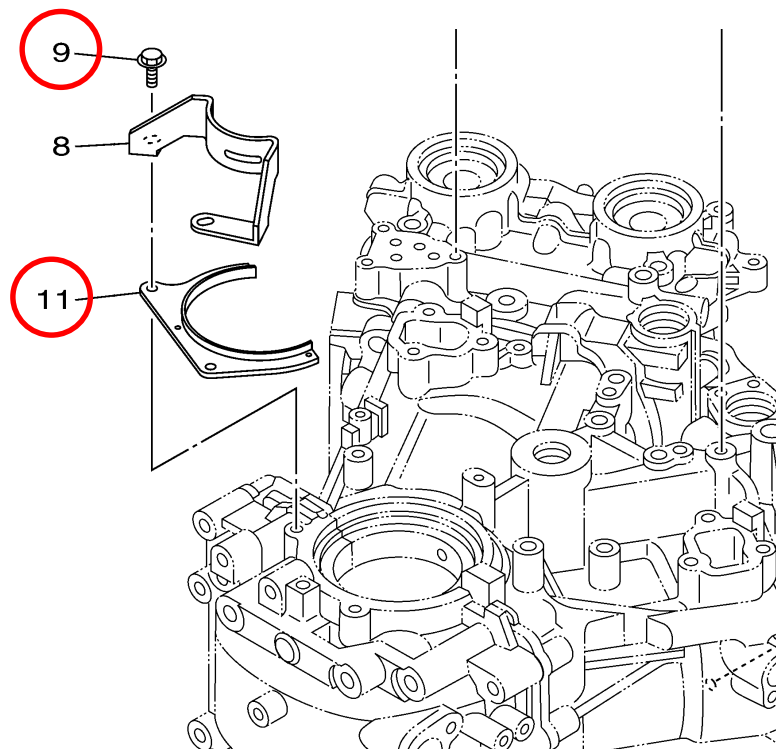
|                       |  |
|-----------------------|--|
| Model                 | L(F)300CA, F(L)300BET / L(F)250CA, F(L)250DET / L(F)225CA, F(L)225FET  |
| Subject               | PARTS CATALOGUE CORRECTIONS  |
| CATALOGUE NO.         | See the"List of Models and CATALOGUE No's below."  |
| Time of YPEC Revision | Text, Illustration --> Nov./29/2013 PDF Replace --> Nov./29/2013<br>(YPEC = Yamaha Parts Electrical Catalogue = Website parts catalogue) |

## FIG.6 CYLINDER & CRANKCASE 3

### 1. LIST CORRECTION

| Fig. No. | Ref. No.  | OLD P/No.   | NEW P/No.           | PART NAME      | Q'TY     | *Interchangeability          |
|----------|-----------|-------------|---------------------|----------------|----------|------------------------------|
|          |           |             |                     |                |          | REMARKS                      |
| 6        | 9         | 95885-06014 | <b>95875-06016</b>  | BOLT, FLANGE   | 2        | <b>*Part number revision</b> |
|          | <b>11</b> | -           | <b>6CB-1149A-00</b> | <b>PLATE 1</b> | <b>1</b> | <b>*Added Parts</b>          |

### 2. ILLUSTRATION CORRECTION



Parts  
Manager  
Check

Service  
Manager  
Check

Parts  
Manager  
File

YAMAHA MOTOR CO.,LTD  
2500 Shingai Iwata Shizuoka 438-8501.Japan  
Technical Publication Dept.

# PARTS NEWS

News No. PE0-OM-130048(3/3)

Date:2013/10/29

Signature:S. Ishibashi

Cause :  Revision Notice  Correction  Sales Unit Change  Others

|  |   |
|--|---|
| Model  | L(F)300CA, F(L)300BET / L(F)250CA, F(L)250DET / L(F)225CA, F(L)225FET |
| Subject  | PARTS CATALOGUE CORRECTIONS   |
| CATALOGUE NO.  | See the"List of Models and CATALOGUE No's below."                     |
| Time of YPEC Revision  | Text, Illustration --> Nov./29/2013                                   |
|  | PDF Replace --> Nov./29/2013  |
| (YPEC = Yamaha Parts Electrical Catalogue = Website parts catalogue) |   |

### 3. LIST of Models and CATALOGUE No's.

The applicable MODELS, MODEL CODES, and CATALOGUE No's are as follows.

| MODEL NAME | MODEL CODE | MODEL YEAR | CATALOGUE NO. |
|------------|------------|------------|---------------|
| F300CA     | 6CE4       | 2013       | 1M6CE-100E1   |
| LF300CA    | 6CF4       | 2013       | 1M6CF-100E1   |
| F300BET    | 6CE4       | 2013       | 1M6CE-700E1   |
| FL300BET   | 6CF4       |            |               |
| F300BET    | 6CE4       | 2013       | 1M6CE-300F1   |
| FL300BET   | 6CF4       |            |               |
| F300BET    | 6CE4       | 2013       | 1M6CE-200S1   |
| FL300BET   | 6CF4       |            |               |
| F250CA     | 6CG4       | 2013       | 1M6CG-100E1   |
| LF250CA    | 6CH4       | 2013       | 1M6CH-100E1   |
| F250DET    | 6CG4       | 2013       | 1M6CG-700E1   |
| FL250DET   | 6CH4       |            |               |
| F250DET    | 6CG4       | 2013       | 1M6CG-300F1   |
| FL250DET   | 6CH4       |            |               |
| F250DET    | 6CG4       |            |               |
| FL250DET   | 6CH4       |            |               |
| F225FET    | 6CL4       | 2013       | 1M6CL-370E1   |
| FL225FET   | 6CM4       |            |               |
| F250DET    | 6CG4       |            |               |
| FL250DET   | 6CH4       | 2013       | 1M6CG-200S1   |
| F225CA     | 6CL4       | 2013       | 1M6CL-100E1   |
| LF225CA    | 6CM4       | 2013       | 1M6CM-100E1   |
| F225FET    | 6CL4       | 2013       | 1M6CL-700E1   |
| FL225FET   | 6CM4       |            |               |
| F225FET    | 6CL4       | 2013       | 1M6CL-300F1   |
| FL225FET   | 6CM4       |            |               |
| F225FET    | 6CL4       | 2013       | 1M6CL-200S1   |
| FL225FET   | 6CM4       |            |               |

Thank you very much for your cooperation.

Parts  
Manager  
Check

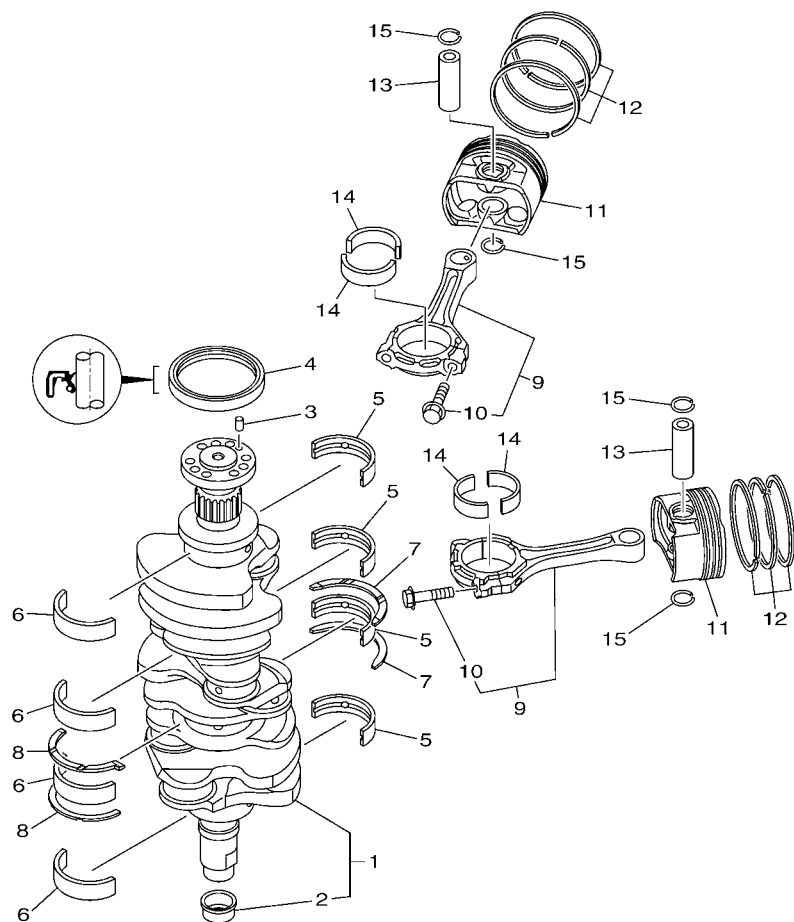
Service  
Manager  
Check

Parts  
Manager  
File

YAMAHA MOTOR CO.,LTD  
2500 Shingai Iwata Shizuoka 438-8501.Japan  
Technical Publication Dept.

FIG. 4 CRANKSHAFT & PISTON

CIGUENAL & PISTON



  
6CB3110-L030

| REF. NO.     | PART NO. CODIGO Nº                              | DESCRIPTION DESCRIPCION                           | 6CE4 | 6CF4                   | REMARKS OBSERVACIONES   |
|--------------|---|---|------|------------------------|-------------------------|
| 1            | 6CB-11410-00                                    | CRANKSHAFT<br>CIGUENAL                            | 1    | 1                      |                         |
| 2            | 6CB-11478-00                                    | .COLLAR<br>.COLLAR                                | 1    | 1                      |                         |
| 3            | 93606-12019                                     | PIN, DOWEL<br>PASADOR DE CLAVIJA                  | 1    | 1                      |                         |
| 4            | 93102-85008                                     | OIL SEAL<br>SELLO ACEITE                          | 1    | 1                      |                         |
| 5            | 6CB-11416-00                                    | PLANE BEARING, CRANKSHAFT 1<br>COJINETE PLANO 1   | 4    | 4                      | UR PURPLE<br>UR PURPLE  |
| 6CB-11416-10 | PLANE BEARING, CRANKSHAFT 1<br>COJINETE PLANO 1 | 4   | 4    | UR YELLOW<br>UR YELLOW |                         |
| 6CB-11416-20 | PLANE BEARING, CRANKSHAFT 1<br>COJINETE PLANO 1 | 4   | 4    | UR RED<br>UR RED       |                         |
| 6CB-11416-30 | PLANE BEARING, CRANKSHAFT 1<br>COJINETE PLANO 1 | 4   | 4    | UR GREEN<br>UR GREEN   |                         |
| 6CB-11416-40 | PLANE BEARING, CRANKSHAFT 1<br>COJINETE PLANO 1 | 4   | 4    | UR BROWN<br>UR BROWN   |                         |
| 6            | 6CB-11417-00                                    | PLANE BEARING, CRANKSHAFT 2<br>COJINETE PLANO 2   | 4    | 4                      | UR PURPLE<br>UR PURPLE  |
| 6CB-11417-10 | PLANE BEARING, CRANKSHAFT 2<br>COJINETE PLANO 2 | 4   | 4    | UR YELLOW<br>UR YELLOW |                         |
| 6CB-11417-20 | PLANE BEARING, CRANKSHAFT 2<br>COJINETE PLANO 2 | 4   | 4    | UR RED<br>UR RED       |                         |
| 6CB-11417-30 | PLANE BEARING, CRANKSHAFT 2<br>COJINETE PLANO 2 | 4   | 4    | UR GREEN<br>UR GREEN   |                         |
| 6CB-11417-40 | PLANE BEARING, CRANKSHAFT 2<br>COJINETE PLANO 2 | 4   | 4    | UR BROWN<br>UR BROWN   |                         |
| 7            | 6CB-11426-01                                    | BEARING, THRUST 1<br>COJINETE DE EMPUJE 1         | 2    | 2                      | Go to P/N:PE0-OM-130062 |
| 8            | 6CB-11427-00                                    | BEARING, THRUST 2<br>COJINETE DE EMPUJE 2         | 2    | 2                      | Go to P/N:PE0-OM-130062 |
| 9            | 6CB-W1165-00                                    | CONNECTING ROD ASSY<br>BIELA COMPLETA             | 6    | 6                      |                         |
| 10           | 6CB-11654-00                                    | .BOLT, CONNECTING ROD<br>.TORNILLO DE BIELA       | 2    | 2                      |                         |
| 11           | 6CE-11631-00                                    | PISTON (STD)<br>PISTON (NORMA)                    | 6    | 6                      |                         |
| 12           | 6CB-11603-00                                    | PISTON RING SET (STD)<br>JUEGO DE ANILLOS (NORMA) | 6    | 6                      |                         |
| 13           | 6CB-11633-00                                    | PIN, PISTON<br>PASADOR, PISTON                    | 6    | 6                      |                         |
| 14           | 6CB-11656-00                                    | PLANE BEARING, CONNECTING ROD<br>COJINETE PLANO   | 12   | 12                     | UR YELLOW<br>UR YELLOW  |
| 6CB-11656-10 | PLANE BEARING, CONNECTING ROD<br>COJINETE PLANO | 12  | 12   | UR GREEN<br>UR GREEN   |                         |
| 6CB-11656-20 | PLANE BEARING, CONNECTING ROD<br>COJINETE PLANO | 12  | 12   | UR BLUE<br>UR BLUE     |                         |
| 15           | K0F-A3233-00                                    | RING,HOLE SNAP<br>PRESILLA                        | 12   | 12                     |                         |

# PARTS NEWS

News No. PE0-OM-130062(1/2)

Date: 2013/12/12

Signature: S. Ishibashi

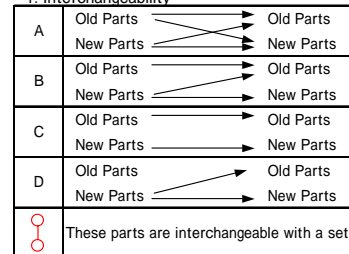
Cause :  Revision Notice  Correction  Sales Unit Change  Others

|                       |  |
|-----------------------|--|
| Model                 | L(F)300CA, F(L)300BET / L(F)250CA, F(L)250DET / L(F)225CA, F(L)225FET  |
| Subject               | PARTS CATALOGUE CORRECTIONS  |
| CATALOGUE NO.         | See the "List of Models and CATALOGUE No's below."   |
| Time of YPEC Revision | Text, Illustration --> Jan./10/2014 PDF Replace --> Jan./10/2014<br>(YPEC = Yamaha Parts Electrical Catalogue = Website parts catalogue) |

## Applicable Engine Serial No.

| MODEL NAME      | MODEL CODE | Applicable Engine Serial No. |
|-----------------|------------|------------------------------|
| F300CA, F300B   | 6CE4       | 6CE:1012840-                 |
| LF300CA, FL300B | 6CF4       | 6CF:1004868-                 |
| F250CA, F250D   | 6CG4       | 6CG:1006238-                 |
| LF250CA, FL250D | 6CH4       | 6CH:1001652-                 |
| F225CA, F225F   | 6CL4       | 6CL:1002309-                 |
| LF225CA, FL225F | 6CM4       | 6CM:1000479-                 |

\*1: Interchangeability



## 1. LIST CORRECTION

### FIG.3 CYLINDER & CRANKCASE 1

| Fig. No. | Ref. No. | OLD P/No.   | NEW P/No.       | PART NAME           | Q'TY | *Interchangeability |                       |
|----------|----------|-------------|-----------------|---------------------|------|---------------------|-----------------------|
|          |          |             |                 |                     |      |                     | REMARKS               |
| 3        | 1        | 99999-04122 | 6CE-W009B-05-9S | CYLINDER BLOCK ASSY | 1    | D                   | *Part number revision |

### FIG.4 CRANKSHAFT & PISTON

| Fig. No. | Ref. No. | OLD P/No.    | NEW P/No.    | PART NAME         | Q'TY | *Interchangeability |                       |
|----------|----------|--------------|--------------|-------------------|------|---------------------|-----------------------|
|          |          |              |              |                   |      |                     | REMARKS               |
| 4        | 7        | 6CB-11426-01 | 6CB-11426-03 | BEARING, THRUST 1 | 2    | ○                   | *Part number revision |
|          | 8        | 6CB-11427-00 | 6CB-11427-03 | BEARING, THRUST 2 | 2    |                     |                       |

## 2. LIST of Models and CATALOGUE No's.

The applicable MODELS, MODEL CODES, and CATALOGUE No's are as follows.

| MODEL NAME | MODEL CODE | MODEL YEAR | CATALOGUE NO. |
|------------|------------|------------|---------------|
| F300CA     | 6CE4       | 2013       | 1M6CE-100E1   |
| LF300CA    | 6CF4       | 2013       | 1M6CF-100E1   |
| F300BET    | 6CE4       | 2013       | 1M6CE-700E1   |
| FL300BET   | 6CF4       |            |               |
| F300BET    | 6CE4       | 2013       | 1M6CE-300F1   |
| FL300BET   | 6CF4       |            |               |

Parts Manager Check

Service Manager Check

Parts Manager File

YAMAHA MOTOR CO.,LTD  
2500 Shingai Iwata Shizuoka 438-8501.Japan  
Technical Publication Dept.



# PARTS NEWS



News No. PE0-OM-130062(2/2)

Date:2013/12/12

Signature:S. Ishibashi

Cause :  Revision Notice  Correction  Sales Unit Change  Others

|  |   |
|--|---|
| Model  | L(F)300CA, F(L)300BET / L(F)250CA, F(L)250DET / L(F)225CA, F(L)225FET |
| Subject  | PARTS CATALOGUE CORRECTIONS   |
| CATALOGUE NO.  | See the"List of Models and CATALOGUE No's below."                     |
| Time of YPEC Revision Text, Illustration --> Jan./10/2014 PDF Replace --> Jan./10/2014<br>(YPEC = Yamaha Parts Electrical Catalogue = Website parts catalogue) |   |

## 2. LIST of Models and CATALOGUE No's.

The applicable MODELS, MODEL CODES, and CATALOGUE No's are as follows.

| MODEL NAME                                 | MODEL CODE                   | MODEL YEAR | CATALOGUE NO.              |
|--|------------------------------|------------|----------------------------|
| F300BET<br>FL300BET                        | 6CE4<br>6CF4                 | 2013       | 1M6CE-200S1                |
| F250CA<br>LF250CA                          | 6CG4<br>6CH4                 | 2013       | 1M6CG-100E1<br>1M6CH-100E1 |
| F250DET<br>FL250DET                        | 6CG4<br>6CH4                 | 2013       | 1M6CG-700E1                |
| F250DET<br>FL250DET                        | 6CG4<br>6CH4                 | 2013       | 1M6CG-300F1                |
| F250DET<br>FL250DET<br>F225FET<br>FL225FET | 6CG4<br>6CH4<br>6CL4<br>6CM4 | 2013       | 1M6CL-370E1                |
| F250DET<br>FL250DET                        | 6CG4<br>6CH4                 | 2013       | 1M6CG-200S1                |
| F225CA<br>LF225CA                          | 6CL4<br>6CM4                 | 2013       | 1M6CL-100E1<br>1M6CM-100E1 |
| F225FET<br>FL225FET                        | 6CL4<br>6CM4                 | 2013       | 1M6CL-700E1                |
| F225FET<br>FL225FET                        | 6CL4<br>6CM4                 | 2013       | 1M6CL-300F1                |
| F225FET<br>FL225FET                        | 6CL4<br>6CM4                 | 2013       | 1M6CL-200S1                |

Thank you very much for your cooperation.

Parts  
Manager  
Check

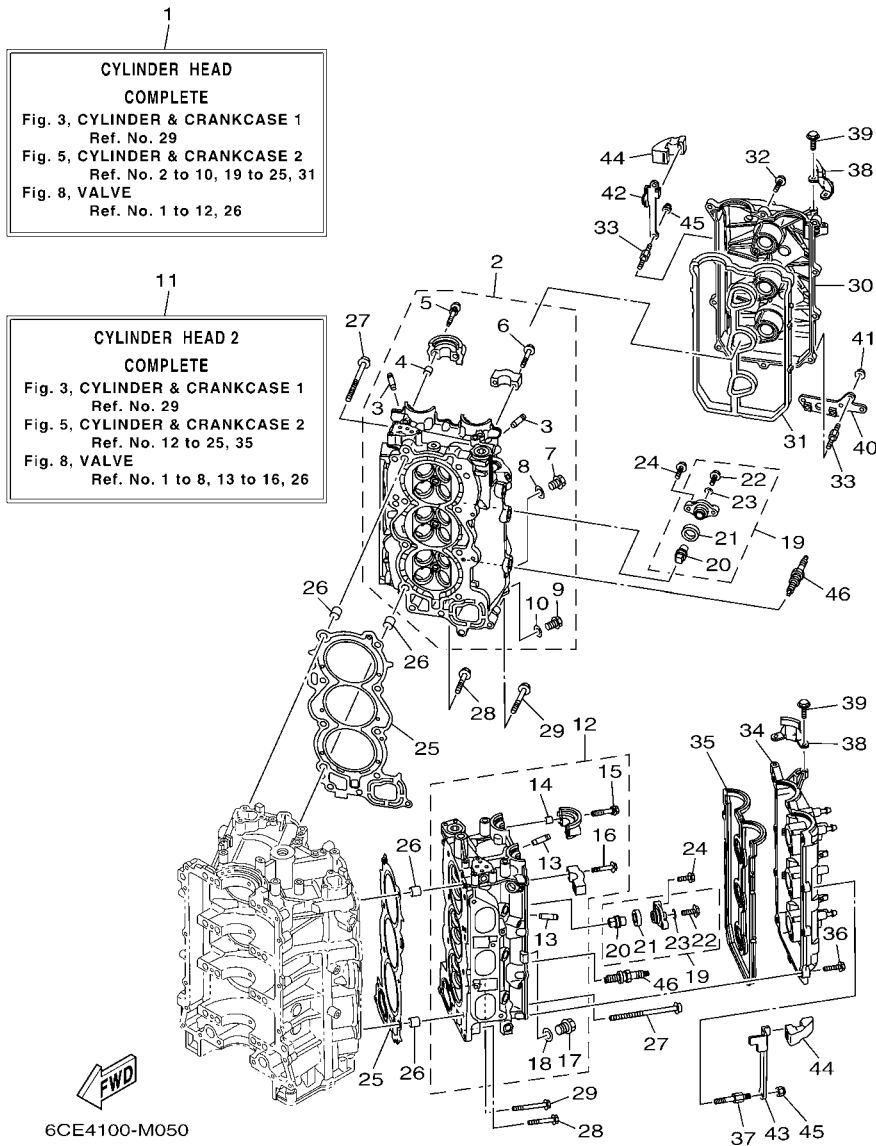
Service  
Manager  
Check

Parts  
Manager  
File

YAMAHA MOTOR CO.,LTD  
2500 Shingai Iwata Shizuoka 438-8501.Japan  
Technical Publication Dept.

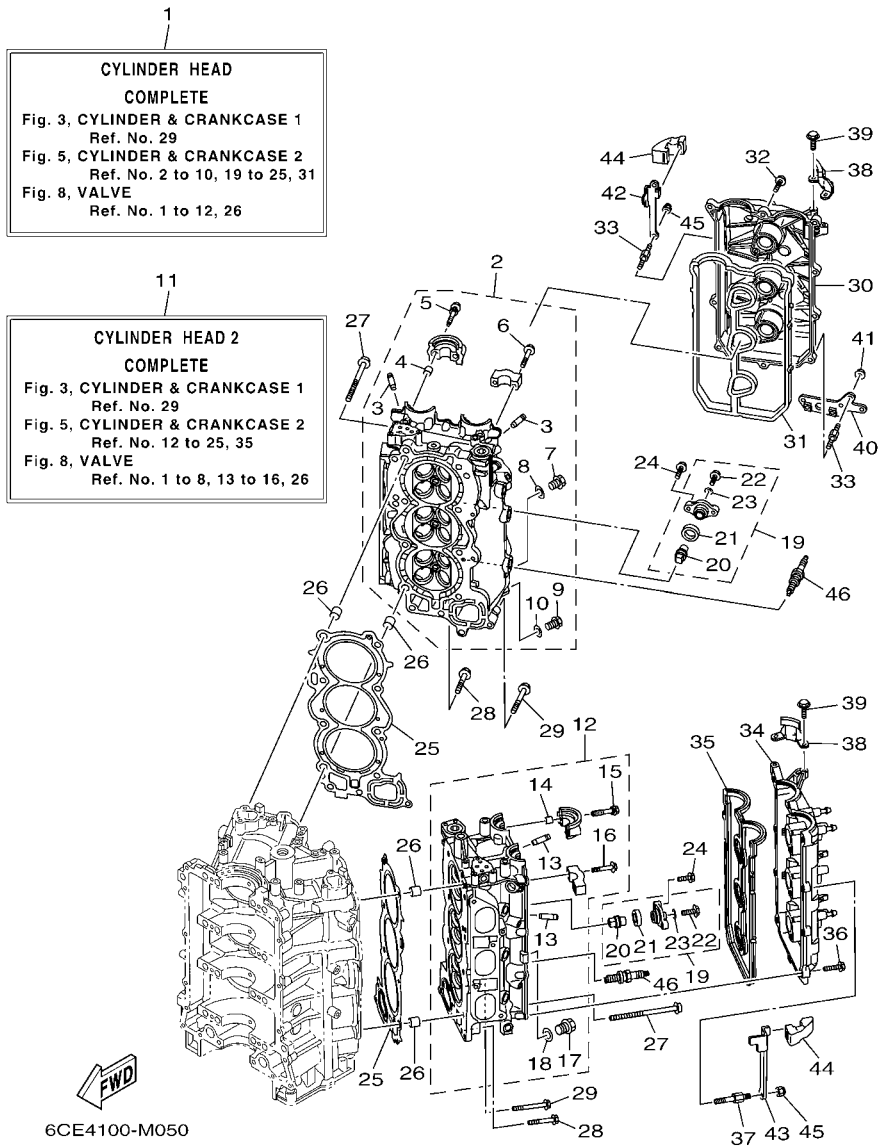






**FIG. 5 CYLINDER & CRANKCASE 2 CILINDRO & CARTER 2**

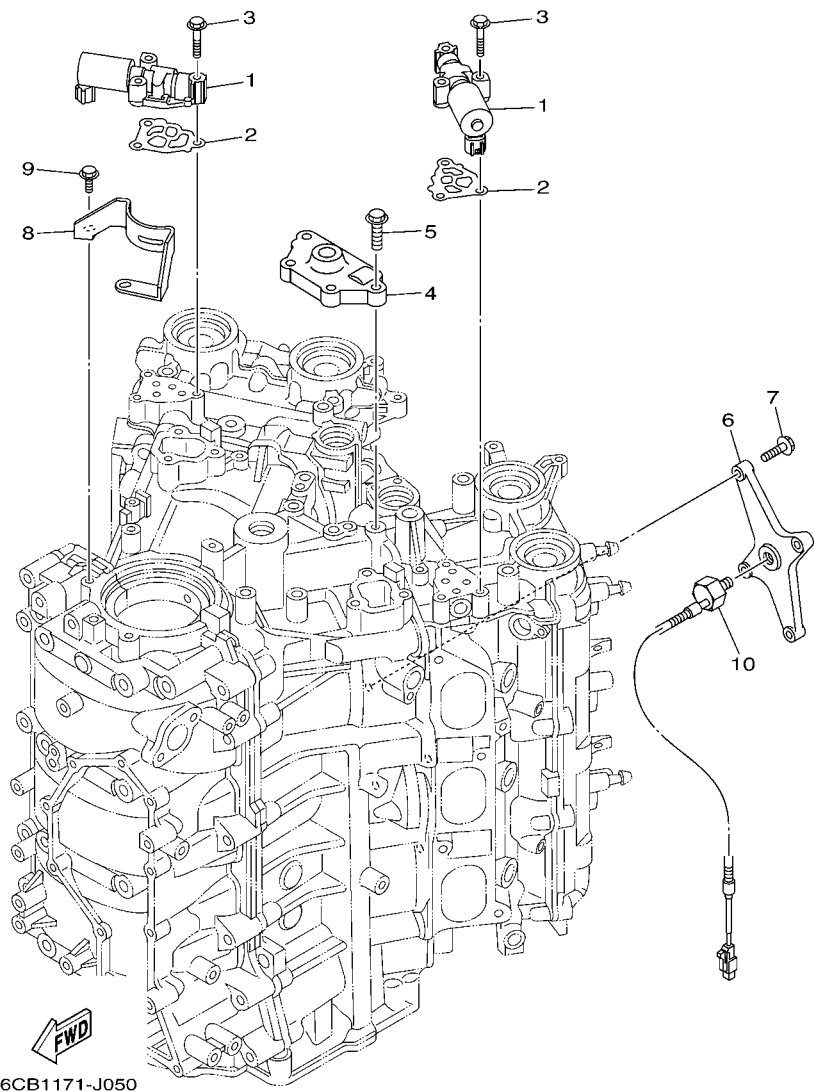
| REF. NO. | PART NO. CODIGO Nº | DESCRIPTION DESCRIPCION                                 | 6CE4 | 6CF4 |  | REMARKS OBSERVACIONES |
|----------|--------------------|---|------|------|--|-----------------------|
| 1        | 6CE-W009A-00-9S    | CYLINDER HEAD COMPLETE<br>CILINDRO CULATA COMPLETO      | 1    | 1    |  |                       |
| 2        | 6CE-11110-00-9S    | CYLINDER HEAD ASSY<br>CULATA DE CILINDRO COMPLETA       | 1    | 1    |  |                       |
| 3        | 6S5-11133-10       | .GUIDE, VALVE 1<br>.GUIA DE VALVULA 1                   | 12   | 12   |  |                       |
| 4        | 91809-08006        | .PIN, DOWEL<br>.PASADOR DE CLAVIJA                      | 4    | 4    |  |                       |
| 5        | 90119-07001        | .BOLT, WITH WASHER<br>.TORNILLO CON ARANDELA            | 4    | 4    |  |                       |
| 6        | 90119-07234        | .BOLT, WITH WASHER<br>.TORNILLO CON ARANDELA            | 12   | 12   |  |                       |
| 7        | 90340-18M09        | .PLUG, STRAIGHT SCREW<br>.TORNILLO, DE DRENAJE          | 1    | 1    |  |                       |
| 8        | 90430-18130        | .GASKET<br>.JUNTA                                       | 1    | 1    |  |                       |
| 9        | 90340-14M06        | .PLUG, STRAIGHT SCREW<br>.TORNILLO, DE DRENAJE          | 1    | 1    |  |                       |
| 10       | 90430-14115        | .GASKET<br>.JUNTA                                       | 1    | 1    |  |                       |
| 11       | 6CE-W009C-00-9S    | CYLINDER HEAD 2 COMPLETE<br>CULATA DE CILINDRO COMPL. 2 | 1    | 1    |  |                       |
| 12       | 6CE-11120-00-9S    | CYLINDER HEAD ASSY 2<br>CULATA DE CILINDRO COMPL. 2     | 1    | 1    |  |                       |
| 13       | 6S5-11133-10       | .GUIDE, VALVE 1<br>.GUIA DE VALVULA 1                   | 12   | 12   |  |                       |
| 14       | 91809-08006        | .PIN, DOWEL<br>.PASADOR DE CLAVIJA                      | 4    | 4    |  |                       |
| 15       | 90119-07001        | .BOLT, WITH WASHER<br>.TORNILLO CON ARANDELA            | 4    | 4    |  |                       |
| 16       | 90119-07234        | .BOLT, WITH WASHER<br>.TORNILLO CON ARANDELA            | 12   | 12   |  |                       |
| 17       | 90340-18M09        | .PLUG, STRAIGHT SCREW<br>.TORNILLO, DE DRENAJE          | 1    | 1    |  |                       |
| 18       | 90430-18130        | .GASKET<br>.JUNTA                                       | 1    | 1    |  |                       |
| 19       | 67F-11301-00       | ANODE COVER ASSY<br>CONJUNTO CUBIERTA DE ANODO          | 8    | 8    |  |                       |
| 20       | 67F-11325-01       | .ANODE<br>.ANODO  | 1    | 1    |  |                       |
| 21       | 67F-11328-00       | .GROMMET, ANODE<br>.TAPON                               | 1    | 1    |  |                       |
| 22       | 90105-06M07        | .BOLT, FLANGE<br>.TORNILLO                              | 1    | 1    |  |                       |
| 23       | 90430-06M03        | .GASKET<br>.JUNTA                                       | 1    | 1    |  |                       |
| 24       | 95885-08025        | BOLT, FLANGE<br>TORNILLO                                | 16   | 16   |  |                       |
| 25       | 6CB-11181-00       | GASKET, CYLINDER HEAD 1<br>JUNTA, DE CULATA 1           | 2    | 2    |  |                       |
| 26       | 90387-11005        | COLLAR<br>ESPACIADOR                                    | 4    | 4    |  |                       |
| 27       | 90155-11002        | SCREW, FLAT FILLISTER<br>TORNILLO CABEZA PLANA RAN.     | 16   | 16   |  |                       |



**FIG. 5 CYLINDER & CRANKCASE 2 CILINDRO & CARTER 2**

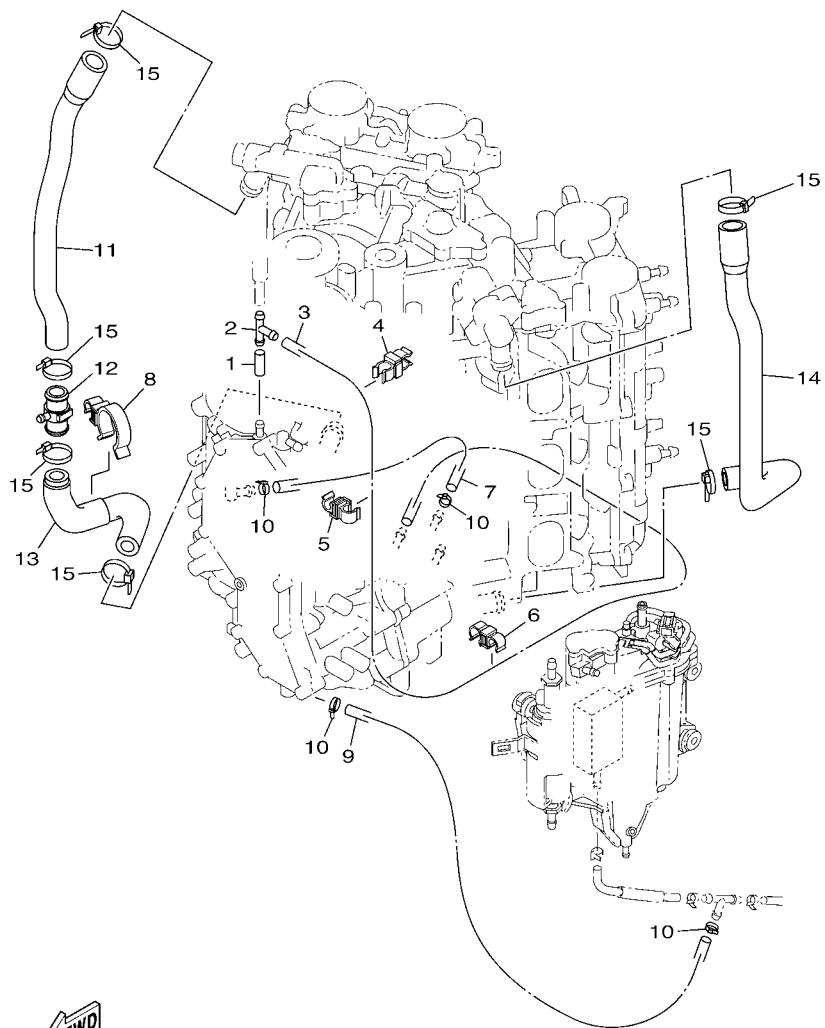
| REF. NO. | PART NO. CODIGO Nº | DESCRIPTION DESCRIPCION                             | 6CE4 | 6CF4 | REMARKS OBSERVACIONES |
|----------|--------------------|---|------|------|-----------------------|
| 28       | 90105-08175        | BOLT, FLANGE<br>TORNILLO                            | 4    | 4    |                       |
| 29       | 90105-08220        | BOLT, FLANGE<br>TORNILLO                            | 2    | 2    |                       |
| 30       | 6CB-11191-02       | COVER, CYLINDER HEAD 1<br>TAPA CULATA DE CILINDRO 1 | 1    | 1    |                       |
| 31       | 6CB-11193-00       | GASKET, HEAD COVER 1<br>EMPAQUE                     | 1    | 1    |                       |
| 32       | 95895-06030        | BOLT, FLANGE<br>TORNILLO DE REBORDE                 | 9    | 9    |                       |
| 33       | 90109-06277        | BOLT<br>PERNO                                       | 4    | 4    |                       |
| 34       | 6CB-11192-02       | COVER, CYLINDER HEAD 2<br>TAPA CULATA DE CILINDRO 2 | 1    | 1    |                       |
| 35       | 6CB-11194-00       | GASKET, HEAD COVER 2<br>EMPAQUE DE TAPA DE CULATA 2 | 1    | 1    |                       |
| 36       | 95895-06030        | BOLT, FLANGE<br>TORNILLO DE REBORDE                 | 11   | 11   |                       |
| 37       | 90109-06277        | BOLT<br>PERNO                                       | 2    | 2    |                       |
| 38       | 6AW-15142-00       | GUIDE 1<br>GUIA 1.                                  | 2    | 2    |                       |
| 39       | 95885-06014        | BOLT, FLANGE<br>TORNILLO                            | 4    | 4    |                       |
| 40       | 6CB-2134V-00       | BRACKET<br>SOPORTE                                  | 1    | 1    |                       |
| 41       | 90179-06M28        | NUT<br>TUERCA                                       | 2    | 2    |                       |
| 42       | 6CB-11998-00       | BRACKET 1<br>SOPORTE 1                              | 1    | 1    |                       |
| 43       | 6CB-11999-00       | BRACKET 2<br>SOPORTE 2                              | 1    | 1    |                       |
| 44       | 6CB-42662-00       | DAMPER<br>AMORTIGUADOR                              | 2    | 2    |                       |
| 45       | 90185-06M07        | NUT, SELF-LOCKING<br>TUERCA AUTOBLOCANTE            | 4    | 4    |                       |
| 46       | 94702-00400        | PLUG, SPARK (NGK LFR6A-11)<br>BUJIA (NGK LFR6A-11)  | 6    | 6    |                       |

FIG. 6 CYLINDER & CRANKCASE 3 CILINDRO & CARTER 3



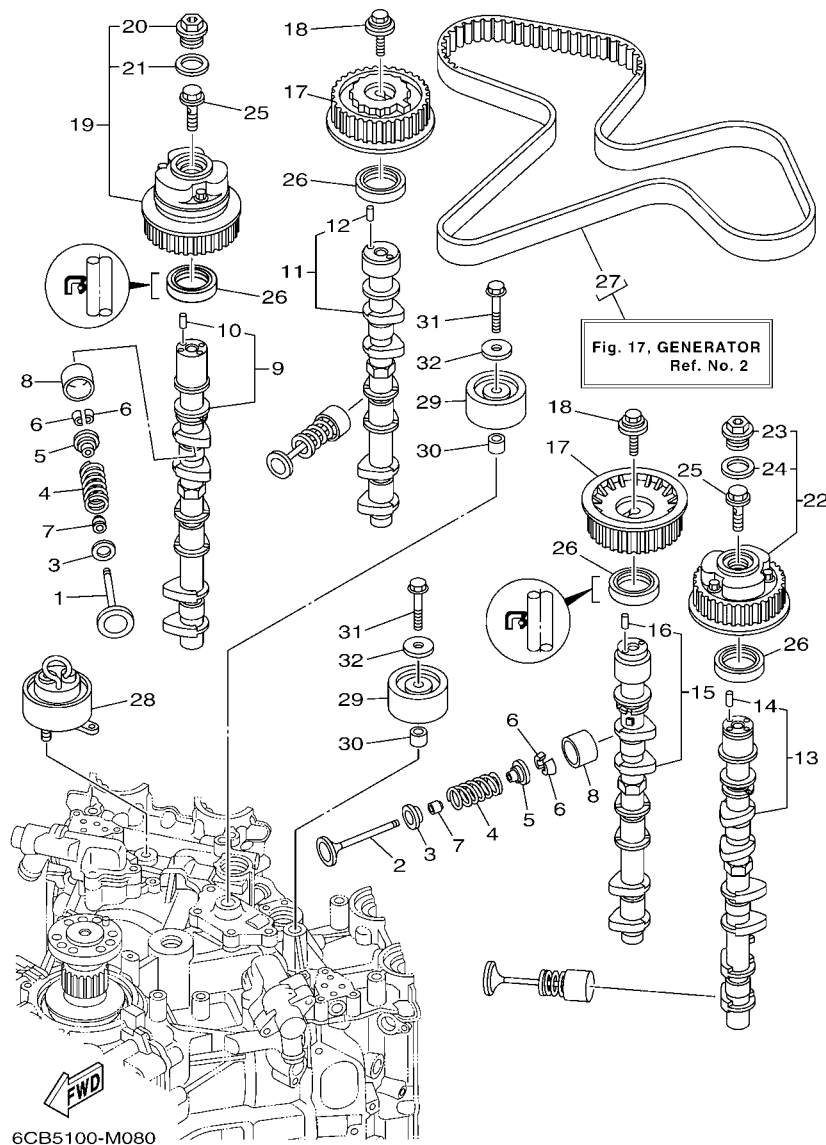
| REF. NO. | PART NO. CODIGO Nº | DESCRIPTION DESCRIPCION                        | 6CE4 | 6CF4 |  | REMARKS OBSERVACIONES   |
|----------|--------------------|--|------|------|--|-------------------------|
| 1        | 6CB-86120-00       | SOLENOID VALVE ASSY<br>VALVULA SOLENOIDE CONJ. | 2    | 2    |  |                         |
| 2        | 6CB-1242F-00       | GASKET, FILTER<br>EMPAQUE DE FILTRO            | 2    | 2    |  |                         |
| 3        | 90105-06035        | BOLT, FLANGE<br>TORNILLO                       | 6    | 6    |  |                         |
| 4        | 6CB-15544-00       | STAY 1<br>SOPORTE 1                            | 1    | 1    |  |                         |
| 5        | 90105-08178        | BOLT, FLANGE<br>TORNILLO                       | 4    | 4    |  |                         |
| 6        | 6CB-1135A-00       | BRACKET<br>SOPORTE                             | 1    | 1    |  |                         |
| 7        | 90105-06037        | BOLT, FLANGE<br>TORNILLO                       | 4    | 4    |  |                         |
| 8        | 6CB-15142-00       | GUIDE 1<br>GUIA 1.                             | 1    | 1    |  |                         |
| 9        | 95885-06014        | BOLT, FLANGE<br>TORNILLO                       | 2    | 2    |  | Go to P/N:PE0-OM-130048 |
| 10       | 6P2-85780-00       | SENSOR, KNOCK<br>CHOCAR SENSORIO               | 1    | 1    |  |                         |

FIG. 7 CYLINDER & CRANKCASE 4 CILINDRO & CARTER 4



  
6CE4100-M070

| REF. NO. | PART NO. CODIGO Nº | DESCRIPTION DESCRIPCION          | 6CE4 | 6CF4 |  |  | REMARKS OBSERVACIONES |
|----------|--------------------|----------------------------------|------|------|--|--|-----------------------|
| 1        | 90445-09220        | HOSE (L30)<br>TUBO (L30)         | 1    | 1    |  |  |                       |
| 2        | 688-24378-00       | PIPE, JOINT 3<br>TUBO DE UNION 3 | 1    | 1    |  |  |                       |
| 3        | 6CB-12576-10       | HOSE 1<br>MANGUERA 1             | 1    | 1    |  |  |                       |
| 4        | 90464-10M59        | CLAMP<br>BRIDA                   | 1    | 1    |  |  |                       |
| 5        | 90464-09013        | CLAMP<br>BRIDA                   | 1    | 1    |  |  |                       |
| 6        | 90464-12010        | CLAMP<br>BRIDA                   | 1    | 1    |  |  |                       |
| 7        | 6CB-12577-00       | HOSE 2<br>MANGUERA 2             | 1    | 1    |  |  |                       |
| 8        | 90464-26002        | CLAMP<br>BRIDA                   | 1    | 1    |  |  |                       |
| 9        | 90445-096H2        | HOSE (L280)<br>TUBO (L280)       | 1    | 1    |  |  |                       |
| 10       | 90465-11M10        | CLAMP<br>BRIDA                   | 4    | 4    |  |  |                       |
| 11       | 6CE-1244G-00       | HOSE, 4<br>MANGUERA 4            | 1    | 1    |  |  |                       |
| 12       | 6CE-24378-00       | PIPE, JOINT 3<br>TUBO DE UNION 3 | 1    | 1    |  |  |                       |
| 13       | 6CE-1244H-00       | HOSE 5<br>TUBO 5                 | 1    | 1    |  |  |                       |
| 14       | 6CB-1243E-00       | HOSE 2<br>TUBO 2                 | 1    | 1    |  |  |                       |
| 15       | 90465-11M59        | CLAMP<br>BRIDA                   | 6    | 6    |  |  |                       |
|          |                    |                                  |      |      |  |  |                       |
|          |                    |                                  |      |      |  |  |                       |
|          |                    |                                  |      |      |  |  |                       |
|          |                    |                                  |      |      |  |  |                       |



6CB5100-M080

FIG. 8 VALVE

VALVULA

| REF. NO. | PART NO. CODIGO Nº | DESCRIPTION DESCRIPCION                                | 6CE4 | 6CF4 | REMARKS OBSERVACIONES |
|----------|--------------------|--|------|------|-----------------------|
| 1        | 6CB-12111-00       | VALVE, INTAKE<br>VALVULA DE ADMISION                   | 12   | 12   |                       |
| 2        | 6CB-12121-00       | VALVE, EXHAUST<br>VALVULA DE ESCAPE                    | 12   | 12   |                       |
| 3        | K0F-A3743-00       | SEAT, VALVE SPRING<br>ASIENTO RESORTE DE VALVULA       | 24   | 24   |                       |
| 4        | 6CB-12113-00       | SPRING, VALVE INNER<br>RESORTE VALVULA INTERNA         | 24   | 24   |                       |
| 5        | K0F-A3741-00       | RETAINER, VALVE SPRING<br>RETEN RESORTE DE VALVULA     | 24   | 24   |                       |
| 6        | K0F-A3742-00       | LOCK, VALVE SPRING RETAINER<br>SEGURO DE VALVULA       | 48   | 48   |                       |
| 7        | 51Y-12119-00       | SEAL, VALVE STEM<br>SELLO DE ACEITE VALVULA            | 24   | 24   |                       |
| 8        | K0F-A3751-00       | LIFTER, VALVE (3.000)<br>LEVANTADOR DE VALVULA (3.000) | 24   | 24   | UR                    |
|          | K0F-A3751-10       | LIFTER, VALVE (3.025)<br>LEVANTADOR DE VALVULA (3.025) | 24   | 24   | UR                    |
|          | K0F-A3751-20       | LIFTER, VALVE (3.050)<br>LEVANTADOR DE VALVULA (3.050) | 24   | 24   | UR                    |
|          | K0F-A3751-30       | LIFTER, VALVE (3.075)<br>LEVANTADOR DE VALVULA (3.075) | 24   | 24   | UR                    |
|          | K0F-A3751-40       | LIFTER, VALVE (3.100)<br>LEVANTADOR DE VALVULA (3.100) | 24   | 24   | UR                    |
|          | K0F-A3751-50       | LIFTER, VALVE (3.122)<br>LEVANTADOR DE VALVULA (3.122) | 24   | 24   | UR                    |
|          | K0F-A3751-60       | LIFTER, VALVE (3.142)<br>LEVANTADOR DE VALVULA (3.142) | 24   | 24   | UR                    |
|          | K0F-A3751-70       | LIFTER, VALVE (3.162)<br>LEVANTADOR DE VALVULA (3.162) | 24   | 24   | UR                    |
|          | K0F-A3751-80       | LIFTER, VALVE (3.182)<br>LEVANTADOR DE VALVULA (3.182) | 24   | 24   | UR                    |
|          | K0F-A3751-90       | LIFTER, VALVE (3.202)<br>LEVANTADOR DE VALVULA (3.202) | 24   | 24   | UR                    |
|          | K0F-A3751-A0       | LIFTER, VALVE (3.222)<br>LEVANTADOR DE VALVULA (3.222) | 24   | 24   | UR                    |
|          | K0F-A3751-B0       | LIFTER, VALVE (3.242)<br>LEVANTADOR DE VALVULA (3.242) | 24   | 24   | UR                    |
|          | K0F-A3751-C0       | LIFTER, VALVE (3.262)<br>LEVANTADOR DE VALVULA (3.262) | 24   | 24   | UR                    |
|          | K0F-A3751-D0       | LIFTER, VALVE (3.282)<br>LEVANTADOR DE VALVULA (3.282) | 24   | 24   | UR                    |
|          | K0F-A3751-E0       | LIFTER, VALVE (3.302)<br>LEVANTADOR DE VALVULA (3.302) | 24   | 24   | UR                    |
|          | K0F-A3751-F0       | LIFTER, VALVE (3.322)<br>LEVANTADOR DE VALVULA (3.322) | 24   | 24   | UR                    |
|          | K0F-A3751-G0       | LIFTER, VALVE (3.342)<br>LEVANTADOR DE VALVULA (3.342) | 24   | 24   | UR                    |
|          | K0F-A3751-H0       | LIFTER, VALVE (3.362)<br>LEVANTADOR DE VALVULA (3.362) | 24   | 24   | UR                    |
|          | K0F-A3751-J0       | LIFTER, VALVE (3.382)<br>LEVANTADOR DE VALVULA (3.382) | 24   | 24   | UR                    |
|          | K0F-A3751-K0       | LIFTER, VALVE (3.402)<br>LEVANTADOR DE VALVULA (3.402) | 24   | 24   | UR                    |

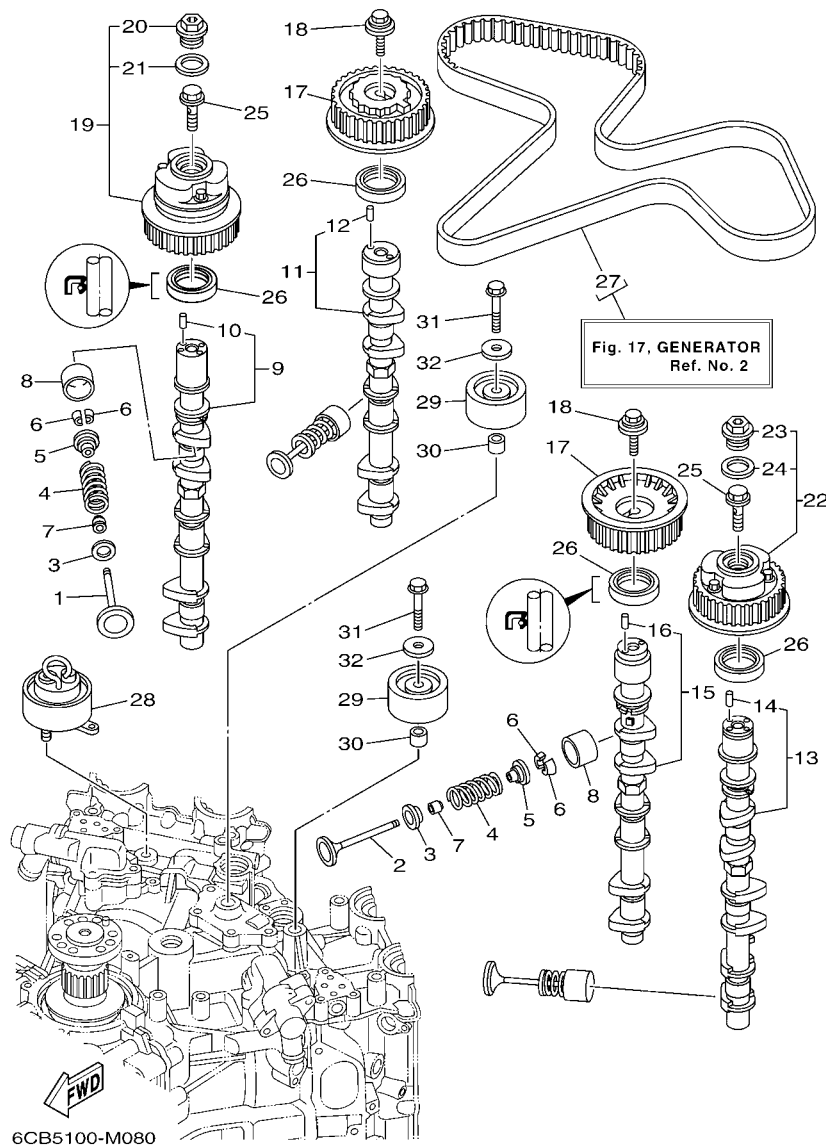


FIG. 8 VALVE

VALVULA

| REF. NO. | PART NO. CODIGO N° | DESCRIPTION DESCRIPCION                                | 6CE4 | 6CF4 | REMARKS OBSERVACIONES |
|----------|--------------------|--|------|------|-----------------------|
| 8        | K0F-A3751-L0       | LIFTER, VALVE (3.422)<br>LEVANTADOR DE VALVULA (3.422) | 24   | 24   | UR                    |
|          | K0F-A3751-M0       | LIFTER, VALVE (3.442)<br>LEVANTADOR DE VALVULA (3.442) | 24   | 24   | UR                    |
|          | K0F-A3751-N0       | LIFTER, VALVE (3.462)<br>LEVANTADOR DE VALVULA (3.462) | 24   | 24   | UR                    |
|          | K0F-A3751-P0       | LIFTER, VALVE (3.482)<br>LEVANTADOR DE VALVULA (3.482) | 24   | 24   | UR                    |
|          | K0F-A3751-R0       | LIFTER, VALVE (3.502)<br>LEVANTADOR DE VALVULA (3.502) | 24   | 24   | UR                    |
|          | K0F-A3751-S0       | LIFTER, VALVE (3.522)<br>LEVANTADOR DE VALVULA (3.522) | 24   | 24   | UR                    |
|          | K0F-A3751-T0       | LIFTER, VALVE (3.542)<br>LEVANTADOR DE VALVULA (3.542) | 24   | 24   | UR                    |
|          | K0F-A3753-00       | LIFTER, VALVE (3.562)<br>LEVANTADOR DE VALVULA (3.562) | 24   | 24   | UR                    |
|          | K0F-A3753-10       | LIFTER, VALVE (3.582)<br>LEVANTADOR DE VALVULA (3.582) | 24   | 24   | UR                    |
|          | K0F-A3753-20       | LIFTER, VALVE (3.602)<br>LEVANTADOR DE VALVULA (3.602) | 24   | 24   | UR                    |
|          | K0F-A3753-30       | LIFTER, VALVE (3.625)<br>LEVANTADOR DE VALVULA (3.625) | 24   | 24   | UR                    |
|          | K0F-A3753-40       | LIFTER, VALVE (3.650)<br>LEVANTADOR DE VALVULA (3.650) | 24   | 24   | UR                    |
|          | K0F-A3753-50       | LIFTER, VALVE (3.675)<br>LEVANTADOR DE VALVULA (3.675) | 24   | 24   | UR                    |
|          | K0F-A3753-60       | LIFTER, VALVE (3.700)<br>LEVANTADOR DE VALVULA (3.700) | 24   | 24   | UR                    |
|          | K0F-A3753-70       | LIFTER, VALVE (3.725)<br>LEVANTADOR DE VALVULA (3.725) | 24   | 24   | UR                    |
| 9        | 6CB-12171-00       | CAMSHAFT 1<br>ARBOL DE LEVAS 1                         | 1    | 1    |                       |
| 10       | 93605-10108        | .PIN, DOWEL<br>.PASADOR DE CLAVIJA                     | 1    | 1    |                       |
| 11       | 6CB-12181-00       | CAMSHAFT 2<br>ARBOL DE LEVAS 2                         | 1    | 1    |                       |
| 12       | 93605-10108        | .PIN, DOWEL<br>.PASADOR DE CLAVIJA                     | 1    | 1    |                       |
| 13       | 6CB-12172-00       | CAMSHAFT 3<br>ARBOL DE LEVAS 3                         | 1    | 1    |                       |
| 14       | 93605-10108        | .PIN, DOWEL<br>.PASADOR DE CLAVIJA                     | 1    | 1    |                       |
| 15       | 6CB-12182-00       | CAMSHAFT 4<br>ARBOL DE LEVAS 4                         | 1    | 1    |                       |
| 16       | 93605-10108        | .PIN, DOWEL<br>.PASADOR DE CLAVIJA                     | 1    | 1    |                       |
| 17       | 6CB-11567-00       | GEAR, DRIVEN 2<br>ENGRANAJE TRACCION 2                 | 2    | 2    |                       |
| 18       | 90119-10050        | BOLT, WITH WASHER<br>TORNILLO CON ARANDELA             | 2    | 2    |                       |
| 19       | 6CB-12645-01       | PULLEY ASSY 1<br>POLEA COMPL. 1                        | 1    | 1    |                       |
| 20       | 6P2-12623-00       | .BOLT<br>.PERNO  | 1    | 1    |                       |



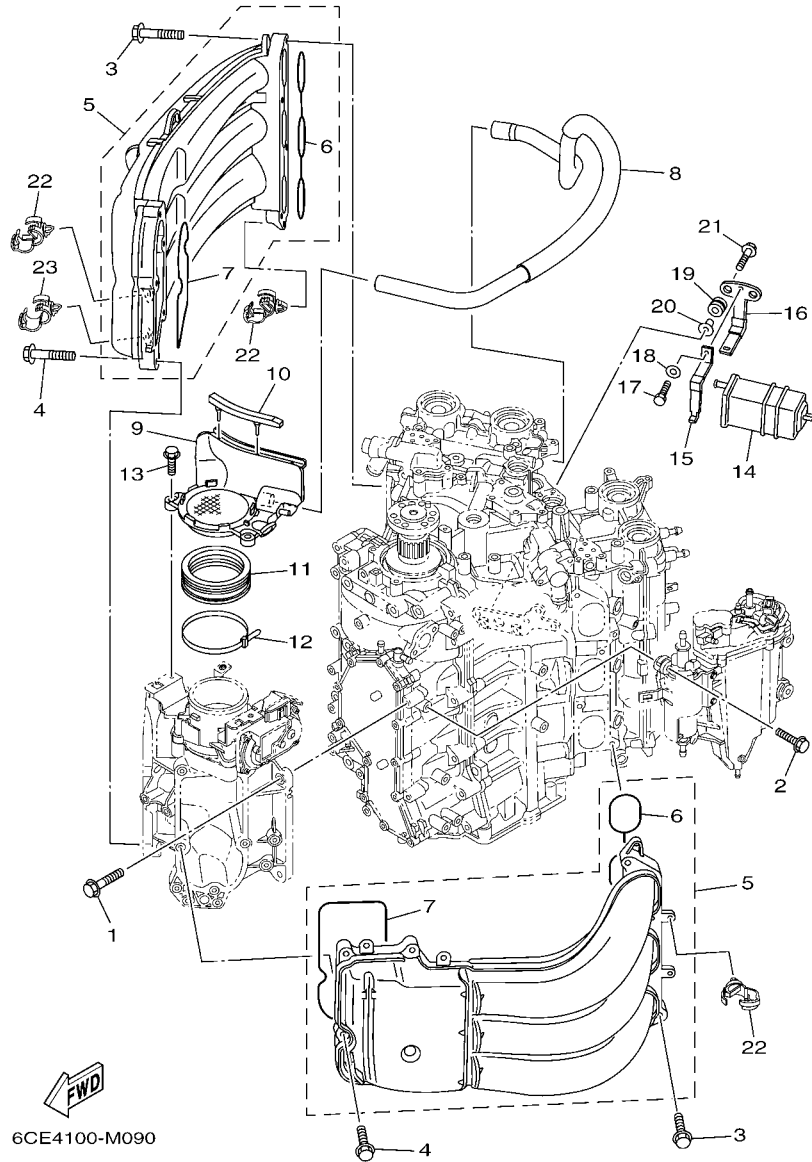


FIG. 9 INTAKE 1

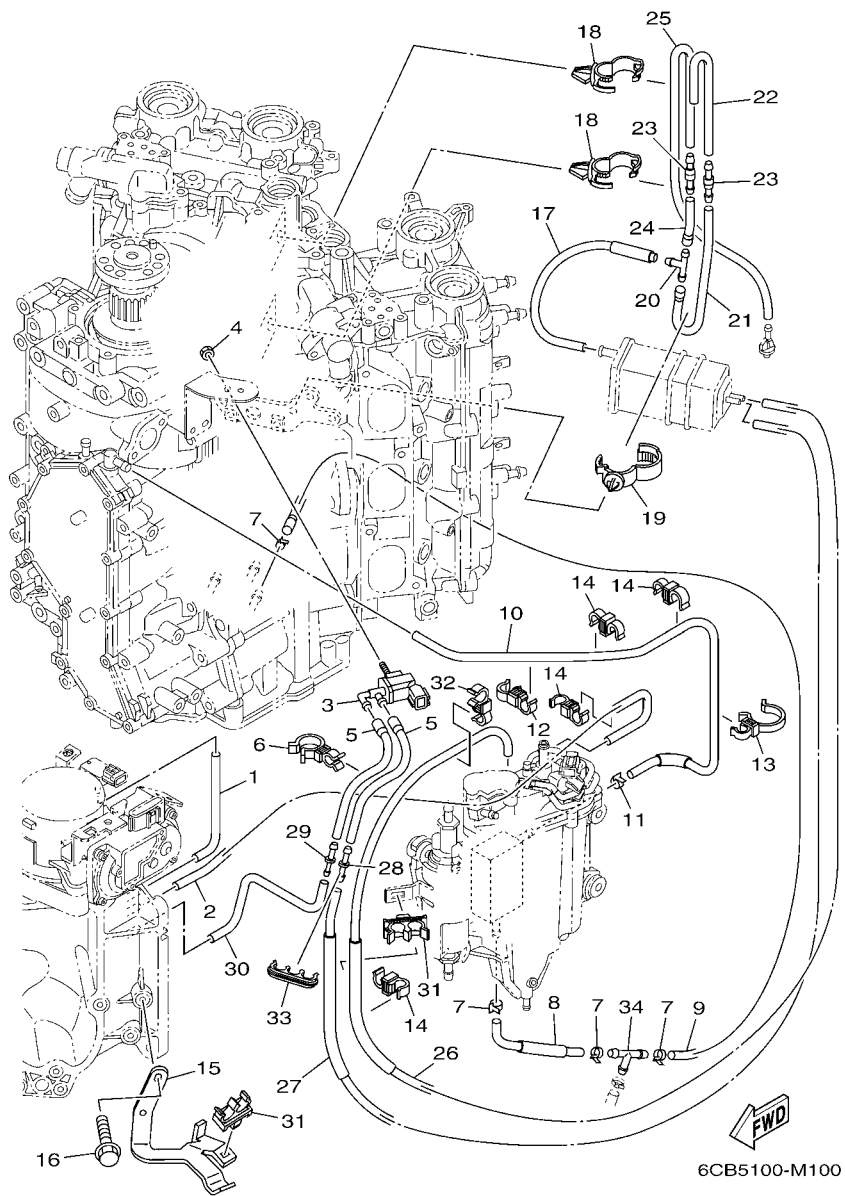
ADMISION 1

| REF. NO. | PART NO. CODIGO Nº | DESCRIPTION DESCRIPCION                                | 6CE4 | 6CF4 | REMARKS OBSERVACIONES |
|----------|--------------------|--|------|------|-----------------------|
| 1        | 95875-08030        | BOLT, FLANGE<br>TORNILLO                               | 4    | 4    |                       |
| 2        | 90119-06M24        | BOLT, WITH WASHER<br>TORNILLO CON ARANDELA             | 4    | 4    |                       |
| 3        | 90119-08020        | BOLT, WITH WASHER<br>TORNILLO CON ARANDELA             | 8    | 8    |                       |
| 4        | 90105-06035        | BOLT, FLANGE<br>TORNILLO                               | 10   | 10   |                       |
| 5        | 6CE-13641-00       | MANIFOLD, INTAKE 1<br>CONECTOR DE ADMISION 1           | 2    | 2    |                       |
| 6        | 6CB-13645-00       | .GASKET, MANIFOLD 1<br>.EMPAQUE                        | 1    | 1    |                       |
| 7        | 6CB-13646-00       | .GASKET, MANIFOLD 2<br>.EMPAQ. DE MULTIPLE 2           | 1    | 1    |                       |
| 8        | 6CB-15373-00       | PIPE, BREATHER<br>MANGUELA DE RESPIRADERO              | 1    | 1    |                       |
| 9        | 6CB-14440-01       | SILENCER ASSY, INTAKE<br>SILENCIADOR COMPL DE ADMISION | 1    | 1    |                       |
| 10       | 6CB-85547-00       | DAMPER<br>AMORTIGUADOR                                 | 1    | 1    |                       |
| 11       | 6AW-1441J-00       | PIPE, SILENCER<br>TUBO                                 | 1    | 1    |                       |
| 12       | 90464-99004        | CLAMP<br>BRIDA   | 1    | 1    |                       |
| 13       | 95895-06020        | BOLT, FLANGE<br>TORNILLO DE REBORDE                    | 2    | 2    |                       |
| 14       | 69J-24170-00       | CANISTER ASSY<br>FRANJA DE DEPOSITO DE COMBUST.        | 1    | 1    |                       |
| 15       | 69J-2419A-01       | HOLDER<br>SOSTEN                                       | 1    | 1    |                       |
| 16       | 69J-2134X-00       | BRACKET, CANISTER<br>SOPORTE                           | 1    | 1    |                       |
| 17       | 97095-06016        | BOLT<br>PERNO  | 1    | 1    |                       |
| 18       | 92995-06600        | WASHER<br>ARANDELA                                     | 1    | 1    |                       |
| 19       | 90480-10M23        | GROMMET<br>TAPON                                       | 2    | 2    |                       |
| 20       | 90387-06M60        | COLLAR<br>ESPACIADOR                                   | 2    | 2    |                       |
| 21       | 90119-06M17        | BOLT, WITH WASHER<br>TORNILLO CON ARANDELA             | 2    | 2    |                       |
| 22       | 90464-13249        | CLAMP<br>BRIDA   | 8    | 8    |                       |
| 23       | 90464-20181        | CLAMP<br>BRIDA   | 1    | 1    |                       |



FIG. 10 INTAKE 2

ADMISION 2



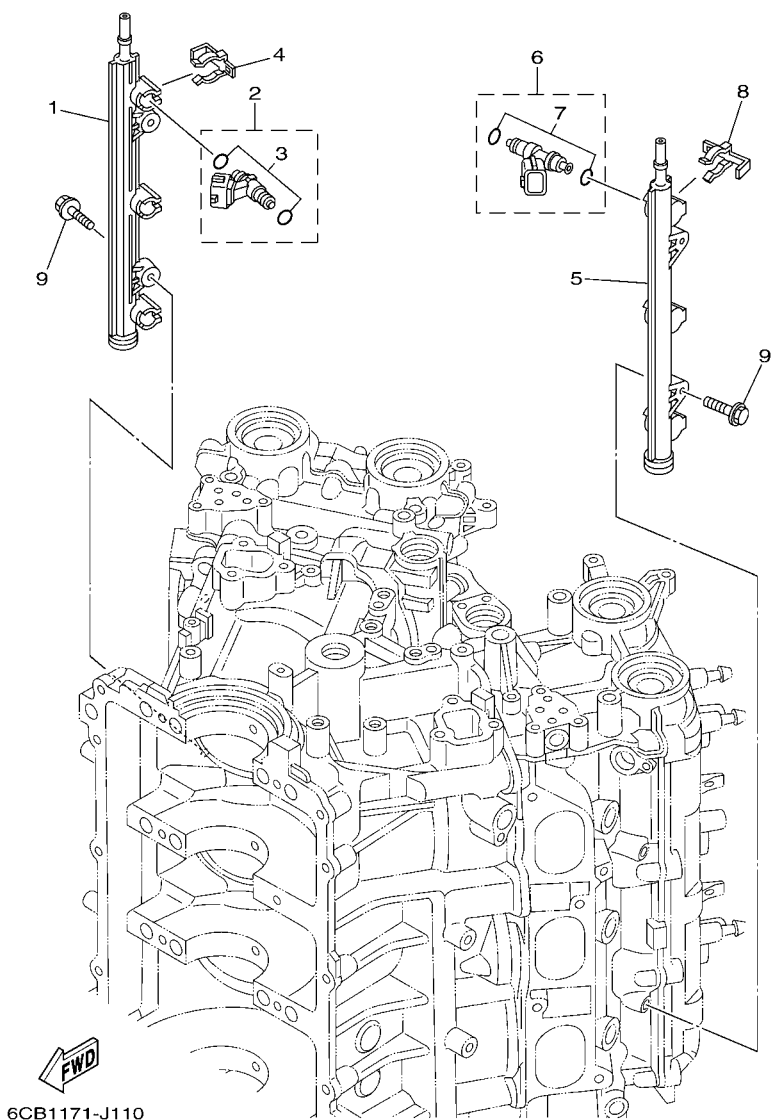
| REF. NO. | PART NO. CODIGO Nº | DESCRIPTION DESCRIPCION                        | 6CE4 | 6CF4 | REMARKS OBSERVACIONES |
|----------|--------------------|--|------|------|-----------------------|
| 1        | 6CB-13533-00       | HOSE, VACUUM SENSING 4<br>MANGUERA, DE VACIO 4 | 1    | 1    |                       |
| 2        | 6CB-13532-10       | HOSE, VACUUM SENSING 3<br>MANGUERA, DE VACIO 3 | 1    | 1    |                       |
| 3        | 6C5-86120-00       | SOLENOID VALVE ASSY<br>VALVULA SOLENOIDE CONJ. | 1    | 1    |                       |
| 4        | 95380-06600        | NUT, HEXAGON<br>TUERCA                         | 1    | 1    |                       |
| 5        | 6CB-2416A-00       | HOSE<br>TUBO DE COMBUSTIBLE                    | 2    | 2    |                       |
| 6        | 90464-23001        | CLAMP<br>BRIDA                                 | 2    | 2    |                       |
| 7        | 90465-11M10        | CLAMP<br>BRIDA                                 | 4    | 4    |                       |
| 8        | 6CE-12482-10       | PIPE 2<br>TUBO 2                               | 1    | 1    |                       |
| 9        | 90445-097F7        | HOSE (L780)<br>TUBO (L780)                     | 1    | 1    |                       |
| 10       | 6CB-12484-00       | PIPE 4<br>TUBO 4                               | 1    | 1    |                       |
| 11       | 90465-11M10        | CLAMP<br>BRIDA                                 | 1    | 1    |                       |
| 12       | 90464-12010        | CLAMP<br>BRIDA                                 | 1    | 1    |                       |
| 13       | 90464-26002        | CLAMP<br>BRIDA                                 | 1    | 1    |                       |
| 14       | 90464-09013        | CLAMP<br>BRIDA                                 | 4    | 4    |                       |
| 15       | 6CB-13782-00       | STAY<br>SOPORTE                                | 1    | 1    |                       |
| 16       | 95895-06016        | BOLT, FLANGE<br>TORNILLO DE REBORDE            | 2    | 2    |                       |
| 17       | 6CB-13545-00       | HOSE 1<br>SELLO                                | 1    | 1    |                       |
| 18       | 90464-20181        | CLAMP<br>BRIDA                                 | 2    | 2    |                       |
| 19       | 90464-07209        | CLAMP<br>BRIDA                                 | 1    | 1    |                       |
| 20       | 688-24378-00       | PIPE, JOINT 3<br>TUBO DE UNION 3               | 1    | 1    |                       |
| 21       | 6CB-13546-00       | HOSE 2<br>SELLO                                | 1    | 1    |                       |
| 22       | 6CB-13547-00       | HOSE 3<br>SELLO                                | 1    | 1    |                       |
| 23       | 6E5-21744-00       | BREATHER<br>RESPIRADERO                        | 2    | 2    |                       |
| 24       | 6CB-13548-00       | HOSE, AIR 4<br>TUBO DE AIRE 4                  | 1    | 1    |                       |
| 25       | 6CB-12483-00       | PIPE 3<br>TUBO 3                               | 1    | 1    |                       |
| 26       | 6CB-1475A-00       | PIPE 1<br>TUBO 1                               | 1    | 1    |                       |
| 27       | 6CB-1475F-00       | PIPE 3<br>TUBO 3                               | 1    | 1    |                       |



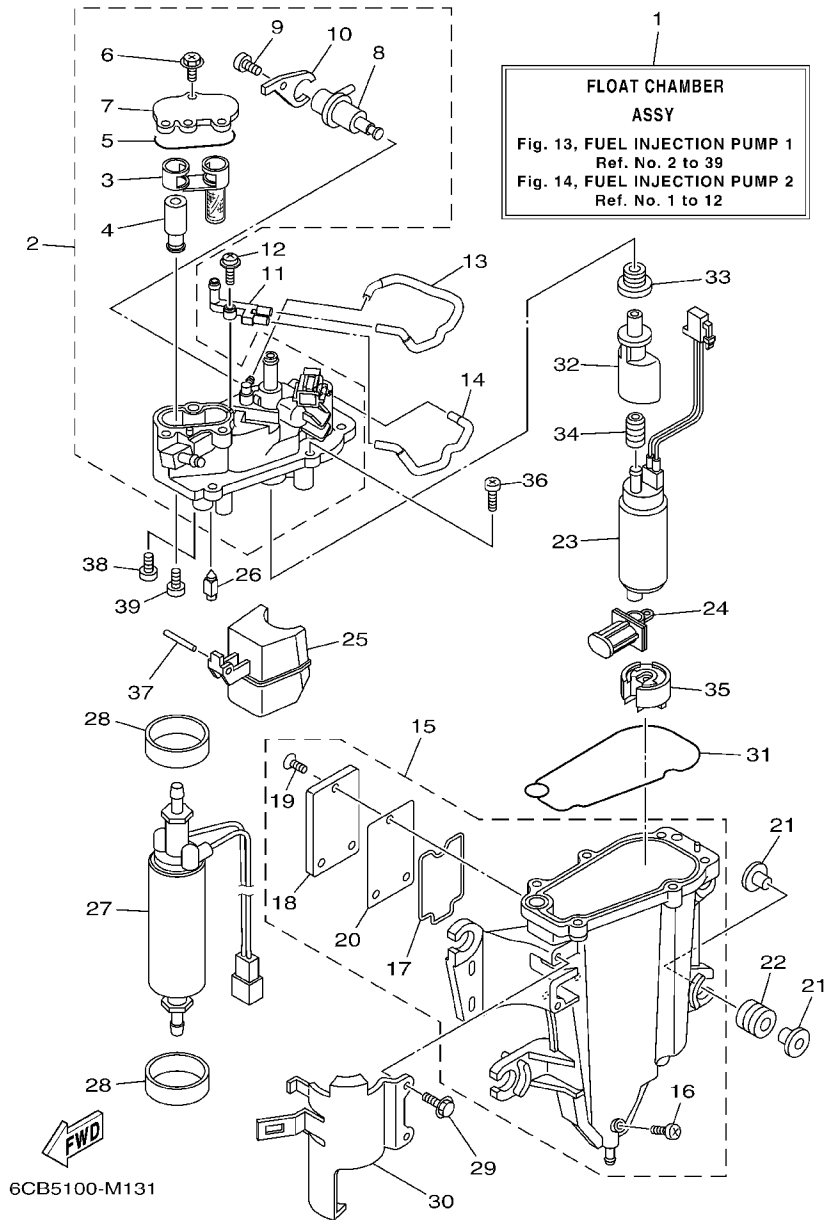


FIG. 12 THROTTLE BODY ASSY 2

CAJA DE ACELERADOR COMPL 2



| REF. NO. | PART NO. CODIGO Nº | DESCRIPTION DESCRIPCION              | 6CE4 | 6CF4 | REMARKS OBSERVACIONES |
|----------|--------------------|--------------------------------------|------|------|-----------------------|
| 1        | 6CB-13161-00       | PIPE, DELIVERY 1<br>TUBO CONDUCTOR 1 | 1    | 1    |                       |
| 2        | 6AW-13761-00       | INJECTOR<br>INYECTOR                 | 3    | 3    |                       |
| 3        | 6AW-1410B-00       | .PACKING KIT<br>.JUEGO DE EMPAQUE    | 1    | 1    |                       |
| 4        | 6CB-13577-00       | CLIP<br>PRESILLA                     | 3    | 3    |                       |
| 5        | 6CB-13171-00       | PIPE, DELIVERY 2<br>TUBO CONDUCTOR 2 | 1    | 1    |                       |
| 6        | 6AW-13761-00       | INJECTOR<br>INYECTOR                 | 3    | 3    |                       |
| 7        | 6AW-1410B-00       | .PACKING KIT<br>.JUEGO DE EMPAQUE    | 1    | 1    |                       |
| 8        | 6CB-13577-00       | CLIP<br>PRESILLA                     | 3    | 3    |                       |
| 9        | 90105-06M08        | BOLT, FLANGE<br>TORNILLO             | 4    | 4    |                       |
| -----    |                    |                                      |      |      |                       |
| -----    |                    |                                      |      |      |                       |
| -----    |                    |                                      |      |      |                       |
| -----    |                    |                                      |      |      |                       |
| -----    |                    |                                      |      |      |                       |
| -----    |                    |                                      |      |      |                       |
| -----    |                    |                                      |      |      |                       |
| -----    |                    |                                      |      |      |                       |
| -----    |                    |                                      |      |      |                       |
| -----    |                    |                                      |      |      |                       |



**FIG. 13 FUEL INJECTION PUMP 1**

**BOMBA DE INYECTOR 1**

| REF. NO. | PART NO. CODIGO Nº | DESCRIPTION DESCRIPCION                           | 6CE4 | 6CF4 | REMARKS OBSERVACIONES |
|----------|--------------------|---|------|------|-----------------------|
| 1        | 6CB-14180-05       | FLOAT CHAMBER ASSY<br>CAMARA DE BOIA COMPLETE     | 1    | 1    |                       |
| 2        | 6CB-14182-02       | COVER, FLOAT CHAMBER<br>TAPA DE CAMARA DE BOIA    | 1    | 1    |                       |
| 3        | 6CB-24501-01       | .FILTER, FUEL<br>.FILTRO                          | 1    | 1    |                       |
| 4        | 6CB-24460-00       | .RELIEF VALVE ASSY<br>.VALVELA DE DESCOMPRESION   | 1    | 1    |                       |
| 5        | 6CB-13016-00       | .O-RING<br>.ANILLO O                              | 1    | 1    |                       |
| 6        | 6CB-14216-00       | .SCREW<br>.TORNILLO                               | 3    | 3    |                       |
| 7        | 6CB-24217-00       | .COVER<br>.CUBIERTA                               | 1    | 1    |                       |
| 8        | 6CB-13906-01       | .REGULATOR, PRESSURE<br>.REGULADOR                | 1    | 1    |                       |
| 9        | 6CB-14564-00       | .SCREW<br>.TORNILLO                               | 1    | 1    |                       |
| 10       | 6CB-14146-00       | .PLATE<br>.PLACA SOPORTE                          | 1    | 1    |                       |
| 11       | 68V-24379-10       | PIPE, JOINT 4<br>TUBO DE UNION 4                  | 1    | 1    |                       |
| 12       | 68V-14216-00       | SCREW<br>TORNILLO                                 | 1    | 1    |                       |
| 13       | 6CB-1475H-00       | PIPE 5<br>TUBO 5                                  | 1    | 1    |                       |
| 14       | 6CB-1475J-00       | PIPE 6<br>TUBO 6                                  | 1    | 1    |                       |
| 15       | 6CB-14181-01       | BODY, FLOAT CHAMBER 1<br>CUERPO DE CAMARA DE BOIA | 1    | 1    |                       |
| 16       | 6P2-14191-00       | .PLUG, DRAIN<br>.TORNILLO, DE DRENAJE             | 1    | 1    |                       |
| 17       | 6CB-14239-00       | .SEAL<br>.SELLO                                   | 1    | 1    |                       |
| 18       | 6CB-24452-10       | .COVER<br>.CUBIERTA                               | 1    | 1    |                       |
| 19       | 6CB-14429-01       | .SCREW<br>.TORNILLO                               | 3    | 3    |                       |
| 20       | 6CB-24482-00       | .GASKET 1<br>.EMPAQUE 1                           | 1    | 1    |                       |
| 21       | 69J-13716-00       | COLLAR<br>COLLAR                                  | 8    | 8    |                       |
| 22       | 6CB-13593-00       | DAMPER<br>COJINETE DE RODILLOS                    | 4    | 4    |                       |
| 23       | 6CB-13907-10       | FUEL PUMP COMP.<br>BOMBA DE COMBUSTIBLE COMPLETA  | 1    | 1    |                       |
| 24       | 63P-13915-00       | FILTER<br>FILTRO                                  | 1    | 1    |                       |
| 25       | 6CB-14985-00       | FLOAT<br>BOIA                                     | 1    | 1    |                       |
| 26       | 6CB-14546-00       | VALVE, NEEDLE<br>VALVULA DE AGUJA                 | 1    | 1    |                       |
| 27       | 6CB-24410-00       | FUEL PUMP ASSY<br>BOMBA DE COMBUSTIBLE COMPLETA   | 1    | 1    |                       |





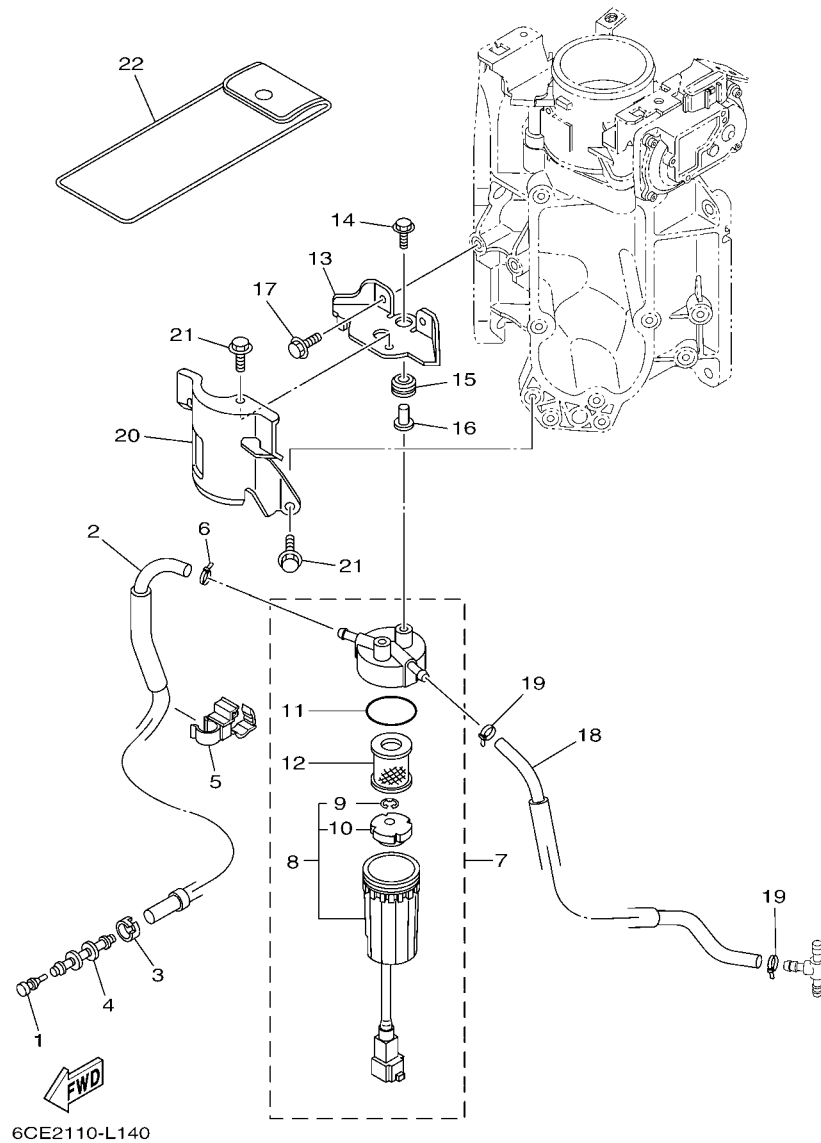


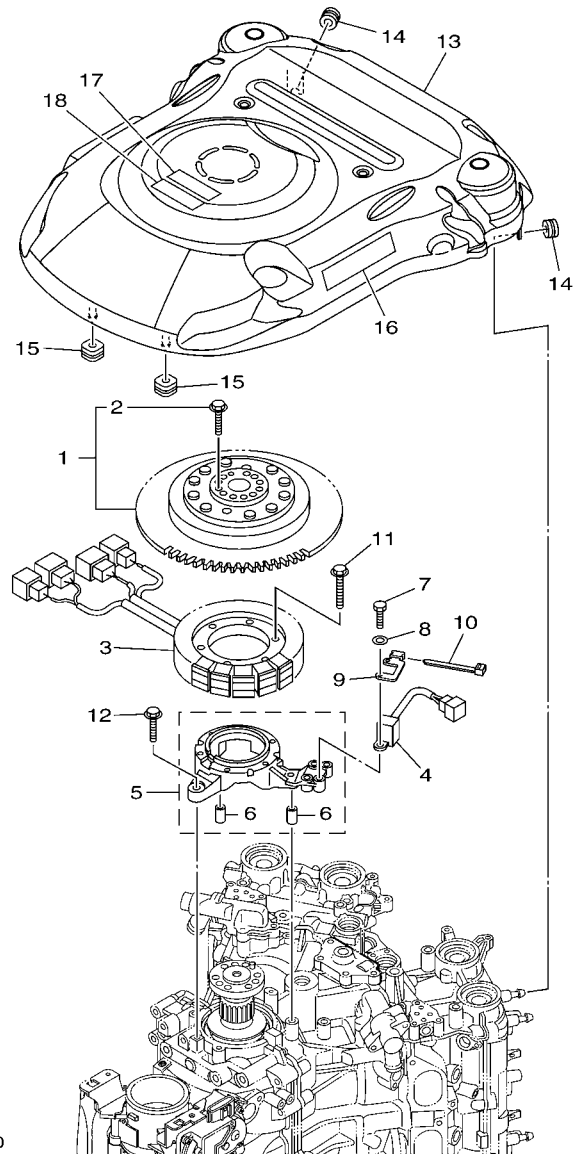
FIG. 15 FUEL 1

COMBUSTIBLE 1

| REF. NO. | PART NO. CODIGO Nº | DESCRIPTION DESCRIPCION                    | 6CE4 | 6CF4 | REMARKS OBSERVACIONES |
|----------|--------------------|--|------|------|-----------------------|
| 1        | 689-85547-00       | DAMPER<br>AMORTIGUADOR                     | 1    | 1    |                       |
| 2        | 6CB-24314-01       | PIPE 4<br>TUBO 4                           | 1    | 1    | EXCEPT FOR CAR        |
|          | 6CB-24314-11       | PIPE 4<br>TUBO 4                           | 1    | 1    | FOR CAR               |
| 3        | 6E5-24351-51       | BAND 1<br>ABRAZADERA 1                     | 1    | 1    | FOR CAR               |
| 4        | 6AW-24377-01       | PIPE, JOINT 2<br>TUBO DE UNION 2           | 1    | 1    |                       |
| 5        | 90464-12012        | CLAMP<br>BRIDA                             | 1    | 1    |                       |
| 6        | 90465-11M10        | CLAMP<br>BRIDA                             | 1    | 1    |                       |
| 7        | 6P3-24560-22       | FILTER ASSY<br>FILTRO COMPLETO             | 1    | 1    |                       |
| 8        | 6P3-24562-21       | .CUP, FILTER<br>.COPA DE FILTRO            | 1    | 1    |                       |
| 9        | 6P3-24519-00       | ..CLIP<br>..PRESILLA                       | 1    | 1    |                       |
| 10       | 6P3-24469-00       | ..FLOAT, WATER LEVEL<br>..BOIA             | 1    | 1    |                       |
| 11       | 6P3-24564-00       | .GASKET<br>.EMPAQUE                        | 1    | 1    |                       |
| 12       | 6P3-24563-01       | .ELEMENT, FILTER<br>.ELEMENTO DEL FILTRO   | 1    | 1    |                       |
| 13       | 6CB-24566-00       | BRACKET, FILTER<br>SOPORTE DEL FILTRO      | 1    | 1    |                       |
| 14       | 90119-06M17        | BOLT, WITH WASHER<br>TORNILLO CON ARANDELA | 2    | 2    |                       |
| 15       | 90480-10M23        | GROMMET<br>TAPON                           | 2    | 2    |                       |
| 16       | 90387-06M60        | COLLAR<br>ESPACIADOR                       | 2    | 2    |                       |
| 17       | 95895-06016        | BOLT, FLANGE<br>TORNILLO DE REBORDE        | 2    | 2    |                       |
| 18       | 6CB-24313-00       | PIPE 3<br>TUBO 3                           | 1    | 1    | EXCEPT FOR CAR        |
|          | 6CB-24313-10       | PIPE 3<br>TUBO 3                           | 1    | 1    | FOR CAR               |
|          |                    | PIPE 3<br>TUBO 3                           | 1    | 1    | FOR CAR               |
| 19       | 90465-11M10        | CLAMP<br>BRIDA                             | 2    | 2    |                       |
| 20       | 6CB-24596-01       | COVER<br>CUBIERTA                          | 1    | 1    |                       |
| 21       | 95895-06014        | BOLT, FLANGE<br>TORNILLO DE REBORDE        | 2    | 2    |                       |
| 22       | 69J-28100-01       | TOOL KIT<br>JUEGO DE HERRAMIENTAS          | 1    | 1    | UR                    |
|          | 67F-28100-10       | TOOL KIT<br>JUEGO DE HERRAMIENTAS          | 1    | 1    | UR                    |





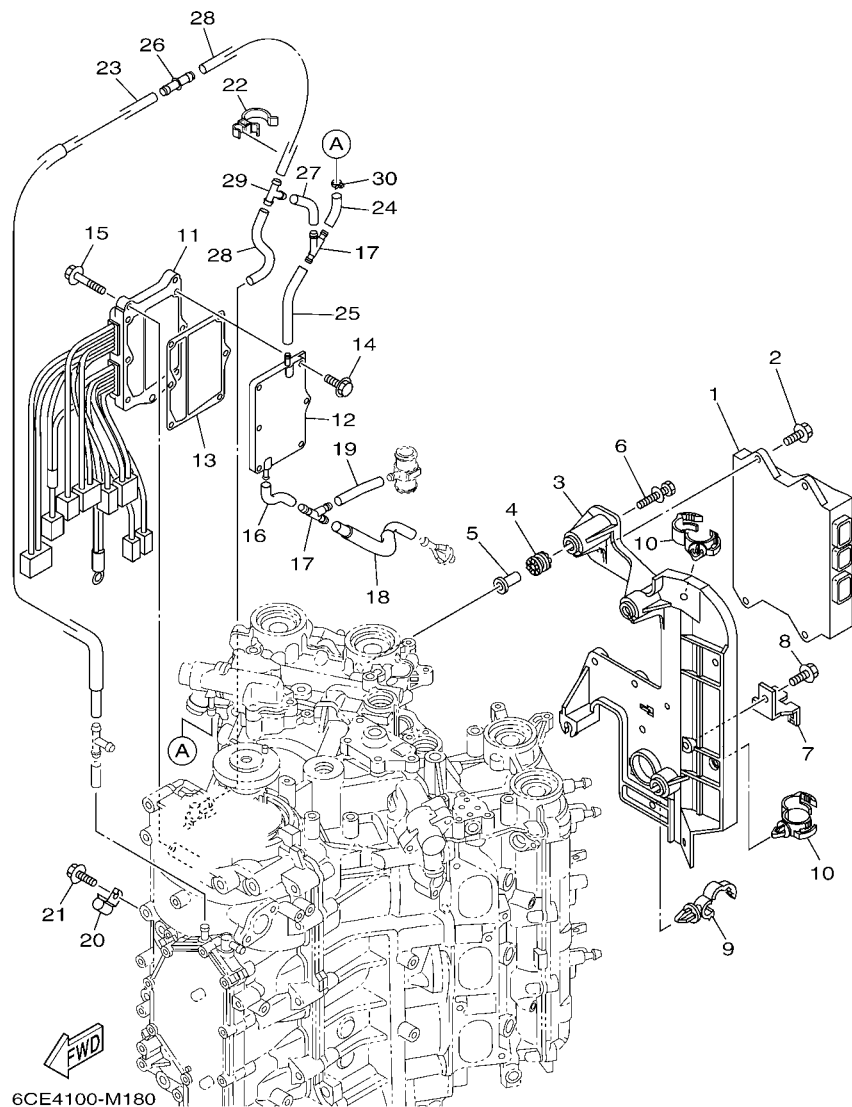


6CE1300-K160

FIG. 17 GENERATOR

GENERADOR

| REF. NO. | PART NO. CODIGO Nº | DESCRIPTION DESCRIPCION                                       | 6CE4 | 6CF4 | REMARKS OBSERVACIONES |
|----------|--------------------|---|------|------|-----------------------|
| 1        | 6CE-W8145-01       | ROTOR ASSY WITH BOLTS<br>ROTOR COMPLETO CON TORNILLO          | 1    | 1    |                       |
| 2        | 6AW-W9011-00       | .BOLT SET (FOR ROTOR ASSY)<br>.JUEGO DE TORNILLO (PARA ROTOR) | 1    | 1    |                       |
| 3        | 6CE-81410-00       | STATOR ASSY<br>ESTATOR COMPLETO                               | 1    | 1    |                       |
| 4        | 6CB-85580-00       | COIL, PULSER<br>BOBINA DE PULSACION                           | 1    | 1    |                       |
| 5        | 6CB-85561-00       | BASE, MAGNETO<br>BASE DE MAGNETO                              | 1    | 1    |                       |
| 6        | 99530-08012        | .PIN, DOWEL<br>.PASADOR, DE ESPIGA                            | 2    | 2    |                       |
| 7        | 97095-05020        | BOLT<br>PERNO   | 2    | 2    |                       |
| 8        | 92995-05600        | WASHER<br>ARANDELA  | 2    | 2    |                       |
| 9        | 6CE-85592-00       | STAY, PULSER<br>SOPORTE, BOBINA DE PULSACION                  | 1    | 1    |                       |
| 10       | 90465-11M10        | CLAMP<br>BRIDA  | 1    | 1    |                       |
| 11       | 95022-06035        | BOLT, FLANGE<br>PERNO, DE BRIDA                               | 6    | 6    |                       |
| 12       | 95895-06030        | BOLT, FLANGE<br>TORNILLO DE REBORDE                           | 4    | 4    |                       |
| 13       | 6CB-81337-00       | COVER, FLYWHEEL<br>CUBIERTA DE VOLANTE                        | 1    | 1    |                       |
| 14       | 90480-12314        | GROMMET<br>TAPON  | 2    | 2    |                       |
| 15       | 6CB-85516-00       | SPACER<br>ESPACIADOR  | 2    | 2    |                       |
| 16       | 6CE-13437-60       | MARK, CAUTION<br>MARKER                                       | 1    | 1    |                       |
| 17       | 6AH-81994-40       | LABEL, SAFETY<br>ETIQUETA DE SEGURIDAD                        | 1    | 1    |                       |
| 18       | 6AH-81994-50       | LABEL, SAFETY<br>ETIQUETA DE SEGURIDAD                        | 1    | 1    | FOR CAR<br>FOR CAR    |



6CE4100-M180

FIG. 18 ELECTRICAL 1

EQUIPO ELECTRICO 1

| REF. NO. | PART NO. CODIGO Nº | DESCRIPTION DESCRIPCION                                | 6CE4 | 6CF4 | REMARKS OBSERVACIONES |
|----------|--------------------|--|------|------|-----------------------|
| 1        | 6CE-8591A-02       | ENGINE CONTROL UNIT ASSY<br>UNIDAD CONTROL             | 1    | 1    |                       |
| 2        | 95895-06020        | BOLT, FLANGE<br>TORNILLO DE REBORDE                    | 4    | 4    |                       |
| 3        | 6CB-82316-01       | BRACKET, IGNITION COIL<br>SOPORTE BOBINA ENCENDIDO     | 1    | 1    |                       |
| 4        | 64J-85516-00       | SPACER<br>ESPACIADOR                                   | 4    | 4    |                       |
| 5        | 69M-42758-01       | COLLAR<br>COLLAR                                       | 4    | 4    |                       |
| 6        | 90119-06M56        | BOLT, WITH WASHER<br>TORNILLO CON ARANDELA             | 4    | 4    |                       |
| 7        | 6BR-81845-00       | PLATE<br>PLACA   | 1    | 1    |                       |
| 8        | 95895-06012        | BOLT, FLANGE<br>TORNILLO DE REBORDE                    | 1    | 1    |                       |
| 9        | 90464-13249        | CLAMP<br>BRIDA   | 1    | 1    |                       |
| 10       | 90464-20181        | CLAMP<br>BRIDA   | 2    | 2    |                       |
| 11       | 6CE-81960-00       | RECTIFIER & REGULATOR ASSY<br>RECTIFICADOR Y REGULADOR | 1    | 1    |                       |
| 12       | 6CE-81972-00-9S    | COVER, RECTIFIER<br>CUBIERTA DE RECTIFICADOR           | 1    | 1    |                       |
| 13       | 6CE-81975-00       | PLATE, RECTIFIER FITTING<br>PLACA ACCESORIA RECTIF.    | 1    | 1    |                       |
| 14       | 90119-06MA3        | BOLT, WITH WASHER<br>TORNILLO CON ARANDELA             | 6    | 6    |                       |
| 15       | 95895-06025        | BOLT, FLANGE<br>TORNILLO DE REBORDE                    | 3    | 3    |                       |
| 16       | 6CE-1248A-00       | PIPE 8<br>TUBO 8                                       | 1    | 1    |                       |
| 17       | 6CE-24377-00       | PIPE, JOINT 2<br>TUBO DE UNION 2                       | 2    | 2    |                       |
| 18       | 6CE-12483-00       | PIPE 3<br>TUBO 3                                       | 1    | 1    |                       |
| 19       | 90445-107A5        | HOSE (L30)<br>TUBO (L30)                               | 1    | 1    |                       |
| 20       | 90462-06013        | CLAMP<br>BRIDA   | 1    | 1    |                       |
| 21       | 95023-06012        | BOLT<br>TORNILLO                                       | 1    | 1    |                       |
| 22       | 90464-26002        | CLAMP<br>BRIDA   | 1    | 1    |                       |
| 23       | 6CE-12481-10       | PIPE 1<br>TUBO 1                                       | 1    | 1    |                       |
| 24       | 6CE-14872-00       | PIPE 2<br>TUBO 2                                       | 1    | 1    |                       |
| 25       | 6CE-12485-00       | PIPE 5<br>TUBO 5                                       | 1    | 1    |                       |
| 26       | 6CE-24376-00       | PIPE, JOINT 1<br>TUBO DE UNION 1                       | 1    | 1    |                       |
| 27       | 6CE-14872-00       | PIPE 2<br>TUBO 2                                       | 1    | 1    |                       |





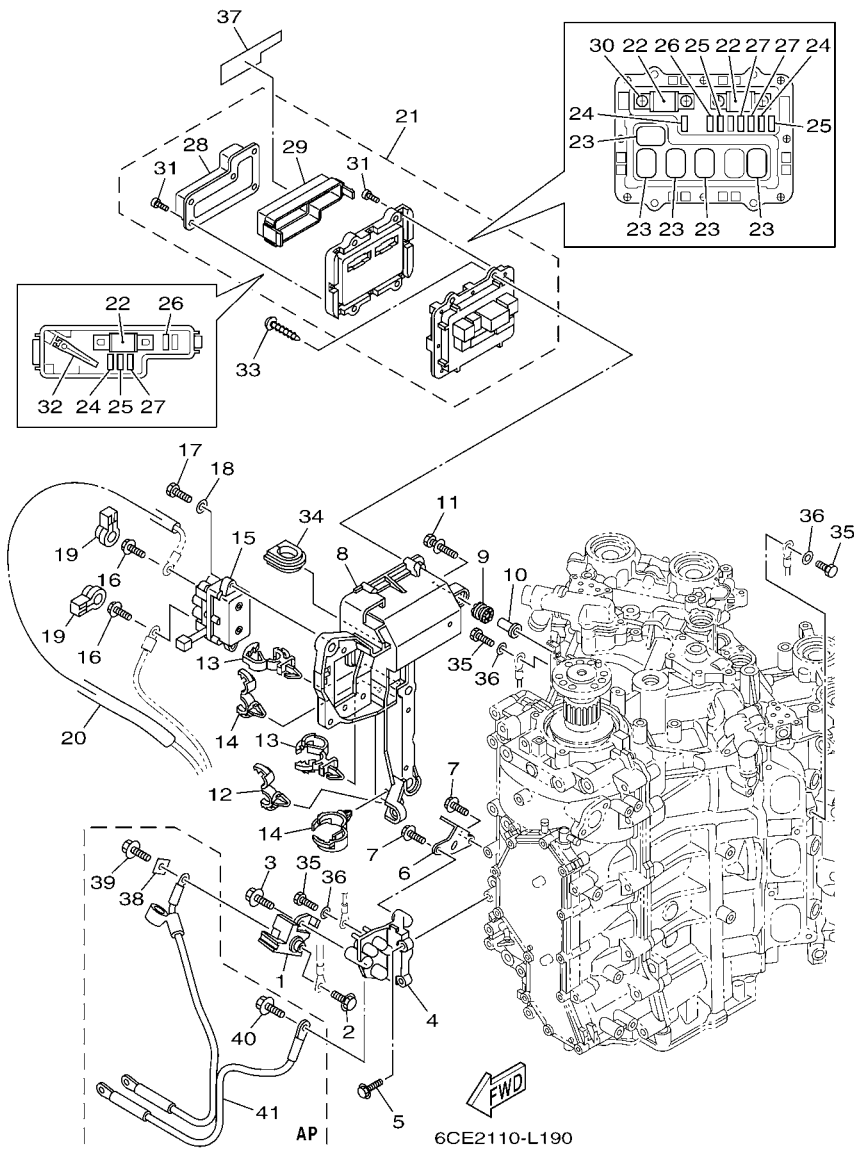


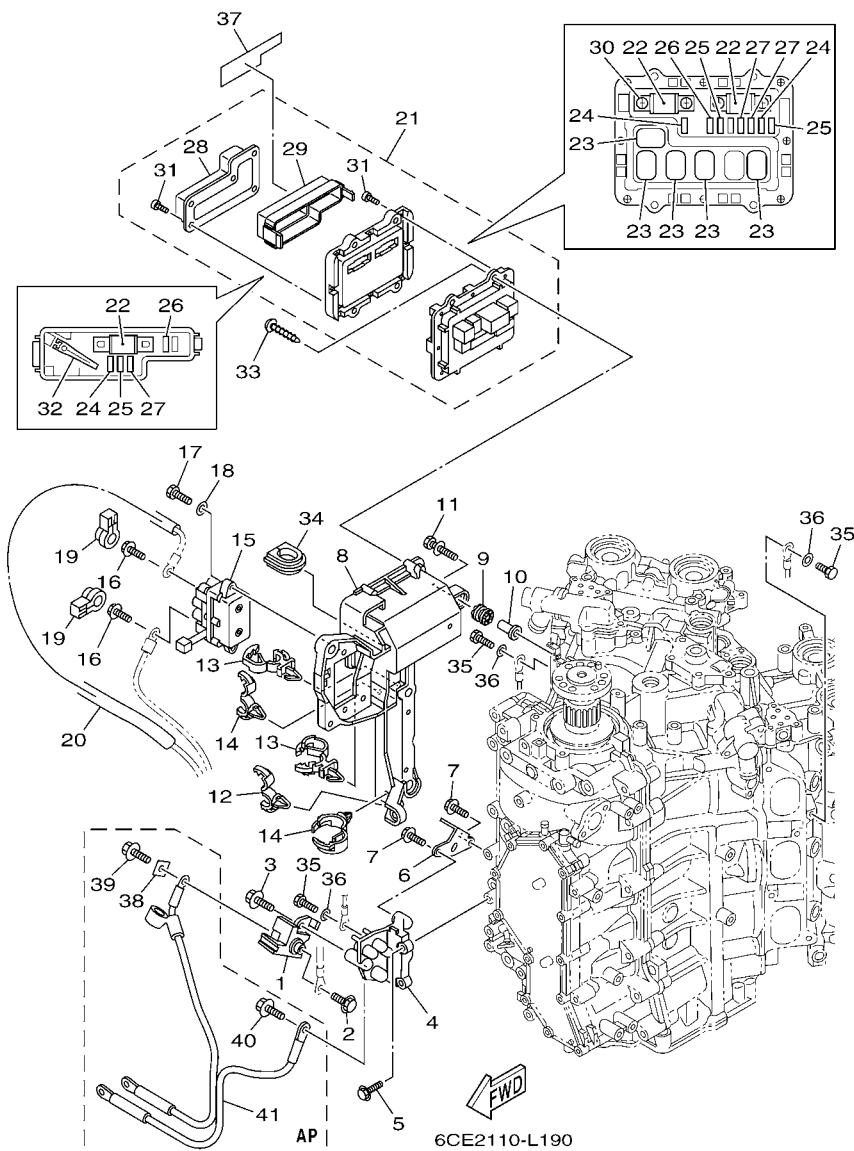
FIG. 20 ELECTRICAL 3

EQUIPO ELECTRICO 3

| REF. NO. | PART NO. CODIGO Nº | DESCRIPTION DESCRIPCION                    | 6CE4 | 6CF4 |  | REMARKS OBSERVACIONES |
|----------|--------------------|--|------|------|--|-----------------------|
| 1        | 6P2-81925-01       | TERMINAL<br>TERMINAL                       | 1    | 1    |  |                       |
| 2        | 95895-08016        | BOLT, FLANGE<br>TORNILLO DE REBORDE        | 1    | 1    |  |                       |
| 3        | 95814-08020        | BOLT, FLANGE<br>TORNILLO                   | 1    | 1    |  |                       |
| 4        | 6CB-81929-00       | BRACKET, TERMINAL<br>SOPORTE               | 1    | 1    |  |                       |
| 5        | 95895-06020        | BOLT, FLANGE<br>TORNILLO DE REBORDE        | 2    | 2    |  |                       |
| 6        | 6CE-82588-00       | PLATE<br>PLACA                             | 1    | 1    |  |                       |
| 7        | 95895-06016        | BOLT, FLANGE<br>TORNILLO DE REBORDE        | 2    | 2    |  |                       |
| 8        | 6CB-81948-01       | BRACKET<br>SOPORTE                         | 1    | 1    |  |                       |
| 9        | 64J-85516-00       | SPACER<br>ESPACIADOR                       | 5    | 5    |  |                       |
| 10       | 69M-42758-01       | COLLAR<br>COLLAR                           | 5    | 5    |  |                       |
| 11       | 90119-06M56        | BOLT, WITH WASHER<br>TORNILLO CON ARANDELA | 5    | 5    |  |                       |
| 12       | 90464-13249        | CLAMP<br>BRIDA                             | 1    | 1    |  |                       |
| 13       | 90464-12183        | CLAMP<br>BRIDA                             | 2    | 2    |  |                       |
| 14       | 90464-20181        | CLAMP<br>BRIDA                             | 2    | 2    |  |                       |
| 15       | 6AW-81950-00       | RELAY ASSY<br>RELE COMPLETO                | 1    | 1    |  |                       |
| 16       | 97595-06610        | BOLT, WITH WASHER<br>PERNO CON ARANDELA    | 2    | 2    |  |                       |
| 17       | 97013-06020        | BOLT<br>PERNO                              | 2    | 2    |  |                       |
| 18       | 92903-06600        | WASHER, PLATE<br>RONDANA SENCILLA          | 2    | 2    |  |                       |
| 19       | 6P2-8183X-00       | CAP, TERMINAL<br>CUBIERTA DE TERMINAL      | 2    | 2    |  |                       |
| 20       | 90446-15003        | HOSE (L100)<br>TUBO (L100)                 | 1    | 1    |  |                       |
| 21       | 6CE-82170-00       | FUSE BOX ASSY<br>CAJA DE FUSIBLES COMPL.   | 1    | 1    |  |                       |
| 22       | 6CE-82151-00       | .FUSE (100A)<br>.FUSIBLE (100A)            | 3    | 3    |  |                       |
| 23       | 68F-8195A-00       | .RELAY ASSY<br>.RELE COMPLETO              | 5    | 5    |  |                       |
| 24       | 67F-82151-40       | .FUSE (10A)<br>.FUSIBLE (10A)              | 3    | 3    |  |                       |
| 25       | 67F-82151-50       | .FUSE (15A)<br>.FUSIBLE (15A)              | 3    | 3    |  |                       |
| 26       | 67F-82151-00       | .FUSE (20A)<br>.FUSIBLE (20A)              | 2    | 2    |  |                       |
| 27       | 67F-82151-10       | .FUSE (30A)<br>.FUSIBLE (30A)              | 3    | 3    |  |                       |

FIG. 20 ELECTRICAL 3

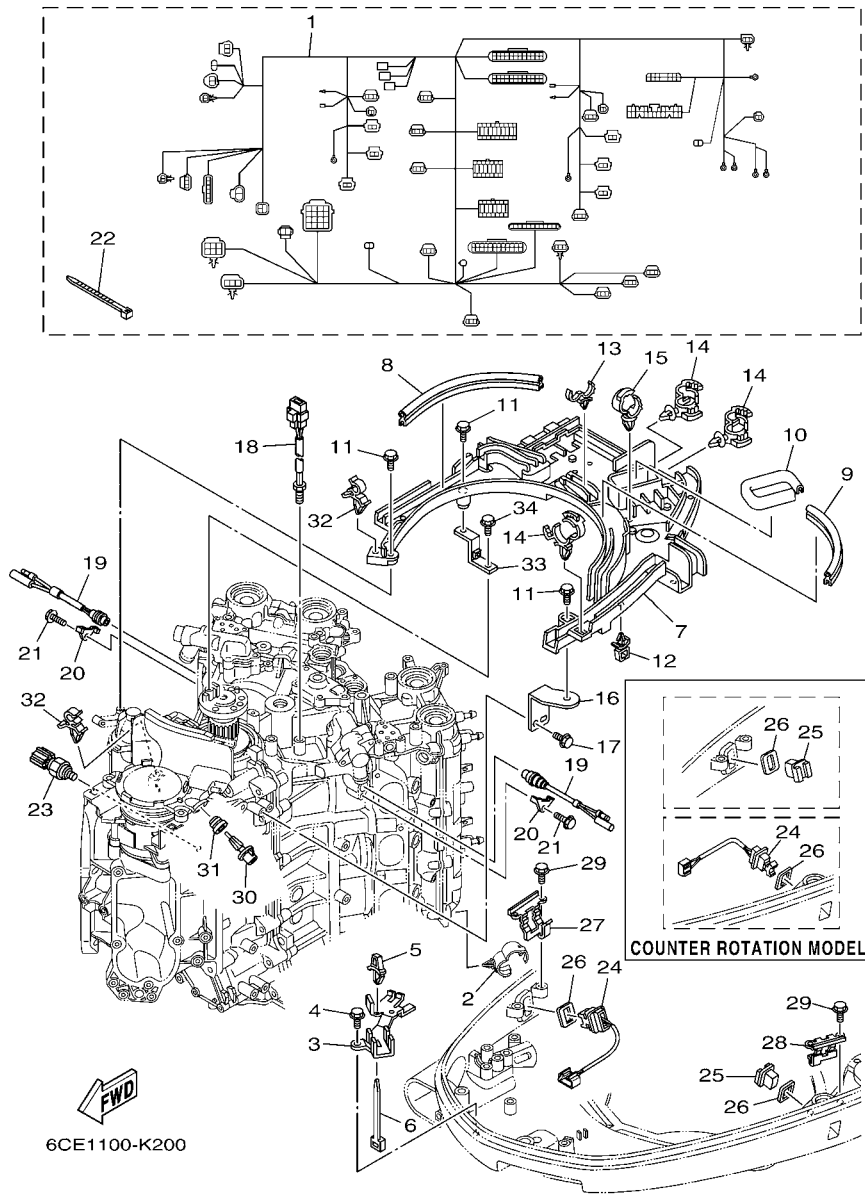
EQUIPO ELECTRICO 3



| REF. NO. | PART NO. CODIGO Nº | DESCRIPTION DESCRIPCION                          | 6CE4 | 6CF4 | REMARKS OBSERVACIONES |
|----------|--------------------|--|------|------|-----------------------|
| 28       | 6CB-81639-00       | .COVER<br>.PLACA ACCESORIA DE INDUCIDO           | 1    | 1    |                       |
| 29       | 6CB-85544-00       | .CASE<br>.CAJA                                   | 1    | 1    |                       |
| 30       | 68F-82846-00       | .SCREW, PAN HEAD (M5)<br>.TORNILLO (M5)          | 4    | 4    |                       |
| 31       | 6P2-82113-00       | .SCREW<br>.TORNILLO                              | 13   | 13   |                       |
| 32       | 67F-2812A-00       | .PULLER, FUSE<br>.TIRADOR DE FUSIBLE             | 1    | 1    |                       |
| 33       | 97780-50620        | SCREW, TAPPING<br>TORNILLO DE CABEZA DE CONO ACH | 4    | 4    |                       |
| 34       | 6P2-81336-00       | GROMMET<br>TAPON PROTECTOR                       | 1    | 1    |                       |
| 35       | 97095-06016        | BOLT<br>PERNO                                    | 5    | 5    |                       |
| 36       | 92995-06600        | WASHER<br>ARANDELA                               | 5    | 5    |                       |
| 37       | 6CE-81919-20       | GRAPHIC, REGULATOR<br>CALCAMONIA DE REGULADOR    | 1    | 1    |                       |
| 38       | 6CB-81923-00       | WASHER<br>ARANDELA                               | 1    | 1    | AP                    |
| 39       | 95895-08016        | BOLT, FLANGE<br>TORNILLO DE REBORDE              | 1    | 1    | AP                    |
| 40       | 95895-08016        | BOLT, FLANGE<br>TORNILLO DE REBORDE              | 1    | 1    | AP                    |
| 41       | 6CB-82105-00       | BATTERY CABLE<br>CABLE DE BATERIA                | 1    | 1    | AP                    |

FIG. 21 ELECTRICAL 4

EQUIPO ELECTRICO 4



| REF. NO. | PART NO. CODIGO Nº | DESCRIPTION DESCRIPCION                                | 6CE4 | 6CF4 | REMARKS OBSERVACIONES |
|----------|--------------------|--|------|------|-----------------------|
| 1        | 6CE-82590-01       | WIRE HARNESS ASSY<br>CONJUNTO DE CABLES                | 1    | 1    |                       |
| 2        | 90464-20181        | CLAMP<br>BRIDA   | 4    | 4    |                       |
| 3        | 6CB-82594-00       | CLAMP<br>GRAMPA  | 1    | 1    |                       |
| 4        | 95895-06012        | BOLT, FLANGE<br>TORNILLO DE REBORDE                    | 2    | 2    |                       |
| 5        | 90464-06001        | CLAMP<br>BRIDA   | 1    | 1    |                       |
| 6        | 90465-13M24        | CLAMP<br>BRIDA   | 1    | 1    |                       |
| 7        | 6CB-82589-01       | PROTECTOR, WIRE HARNESS<br>PROTECTOR DE ARNES DE CABLE | 1    | 1    |                       |
| 8        | 6BG-42617-00       | DAMPER, FORM<br>HULE DE FORMA                          | 1    | 1    |                       |
| 9        | 6CB-42617-00       | DAMPER, FORM<br>HULE DE FORMA                          | 1    | 1    |                       |
| 10       | 6CB-42629-00       | SEAL<br>SELLO 2  | 1    | 1    |                       |
| 11       | 95895-06020        | BOLT, FLANGE<br>TORNILLO DE REBORDE                    | 5    | 5    |                       |
| 12       | 90464-11121        | CLAMP<br>BRIDA   | 1    | 1    |                       |
| 13       | 90464-18246        | CLAMP<br>BRIDA   | 1    | 1    |                       |
| 14       | 90464-12183        | CLAMP<br>BRIDA   | 4    | 4    |                       |
| 15       | 90464-20181        | CLAMP<br>BRIDA   | 2    | 2    |                       |
| 16       | 6CB-82388-00       | PLATE<br>PLACA   | 1    | 1    |                       |
| 17       | 95895-06016        | BOLT, FLANGE<br>TORNILLO DE REBORDE                    | 2    | 2    |                       |
| 18       | 6CB-85790-00       | THERMOSENSOR ASSY<br>TERMICA SENSORIO                  | 1    | 1    |                       |
| 19       | 6P2-82560-01       | THERMO SWITCH ASSY<br>INTER. DE TERMO                  | 2    | 2    |                       |
| 20       | 6E9-82588-00       | PLATE<br>PLACA   | 2    | 2    |                       |
| 21       | 95895-06012        | BOLT, FLANGE<br>TORNILLO DE REBORDE                    | 2    | 2    |                       |
| 22       | 90465-14M66        | CLAMP<br>BRIDA   | 1    | 1    |                       |
| 23       | 6AW-83651-00       | SENDER, OIL PRESSURE<br>TRASMISOR DE PRESION DE ACEITE | 1    | 1    |                       |
| 24       | 6BR-82563-00       | TRIM & TILT SWITCH ASSY<br>INTERRUPTOR DE INCLINACION  | 1    | 1    |                       |
| 25       | 69J-42723-01       | COVER, BOTTOM<br>CUBIERTA INFERIOR                     | 1    | 1    |                       |
| 26       | 69J-82587-00       | GASKET<br>EMPAQUETADURA                                | 2    | 2    |                       |
| 27       | 63P-83614-01       | BRACKET<br>SOPORTE                                     | 1    | 1    |                       |





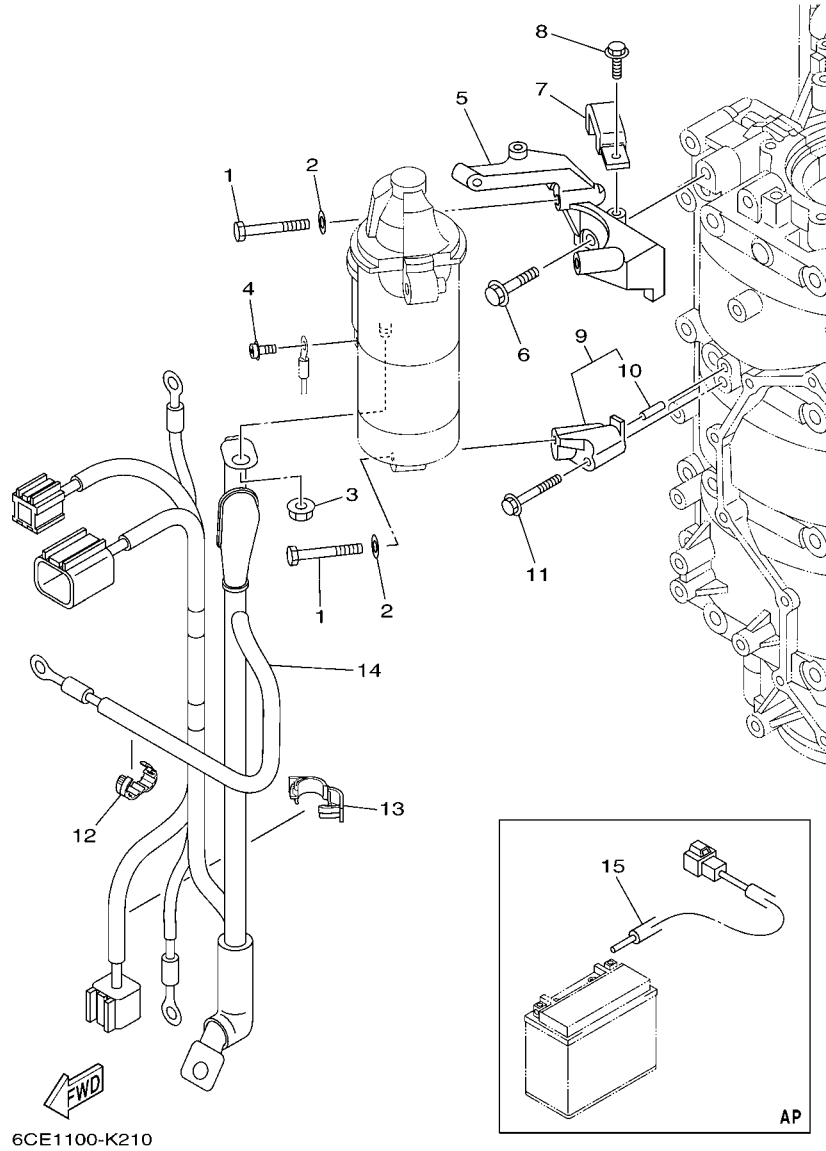


FIG. 22 ELECTRICAL 5

EQUIPO ELECTRICO 5

| REF. NO. | PART NO. CODIGO Nº | DESCRIPTION DESCRIPCION                                 | 6CE4 | 6CF4 | REMARKS OBSERVACIONES |
|----------|--------------------|---|------|------|-----------------------|
| 1        | 97013-08045        | BOLT<br>PERNO   | 3    | 3    |                       |
| 2        | 92903-08600        | WASHER, PLATE<br>RONDANA SENCILLA                       | 3    | 3    |                       |
| 3        | 90179-08003        | NUT<br>TUERCA   | 1    | 1    |                       |
| 4        | 90159-04005        | SCREW, WITH WASHER<br>TORNILLO CON VALONA               | 1    | 1    |                       |
| 5        | 6CB-81822-02       | BRACKET, STARTING MOTOR<br>SOPORTE DE MOTOR DE ARRANQUE | 1    | 1    |                       |
| 6        | 90105-08M87        | BOLT, FLANGE<br>TORNILLO                                | 2    | 2    |                       |
| 7        | 6CB-81443-00       | CLAMP, LEAD 1<br>GRAMPA DE CABLE 1                      | 1    | 1    |                       |
| 8        | 95895-06016        | BOLT, FLANGE<br>TORNILLO DE REBORDE                     | 1    | 1    |                       |
| 9        | 6CB-81823-00       | STAY, STARTING MOTOR<br>SOPORTE                         | 1    | 1    |                       |
| 10       | 93606-12019        | PIN, DOWEL<br>PASADOR DE CLAVIJA                        | 1    | 1    |                       |
| 11       | 90105-06151        | BOLT, FLANGE<br>TORNILLO                                | 1    | 1    |                       |
| 12       | 90464-13227        | CLAMP<br>BRIDA  | 1    | 1    |                       |
| 13       | 90464-18004        | CLAMP<br>BRIDA  | 1    | 1    |                       |
| 14       | 6CE-8259M-00       | WIRE HARNESS ASSY 2<br>ARNES DE CABLES                  | 1    | 1    |                       |
| 15       | 6CE-81949-00       | WIRE, LEAD (ISOLATOR CABLE)<br>CABLE CONDUCTOR          | 1    | 1    | AP<br>AP              |

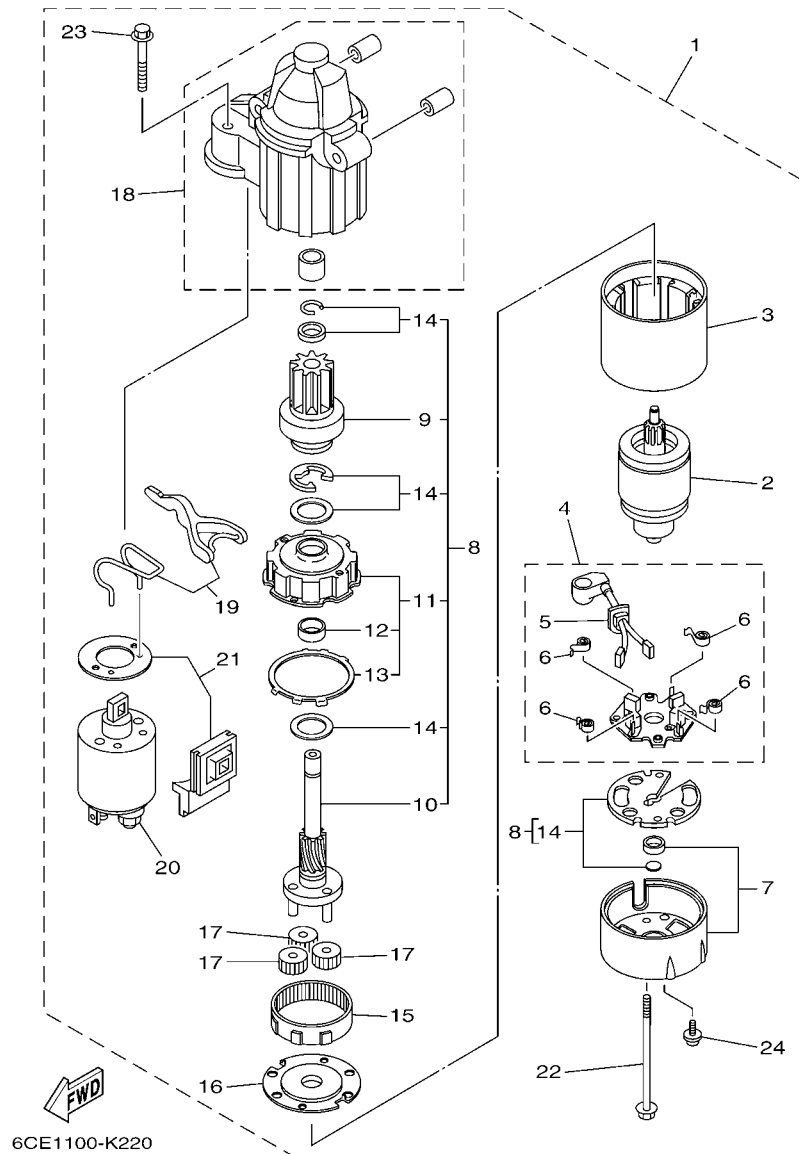


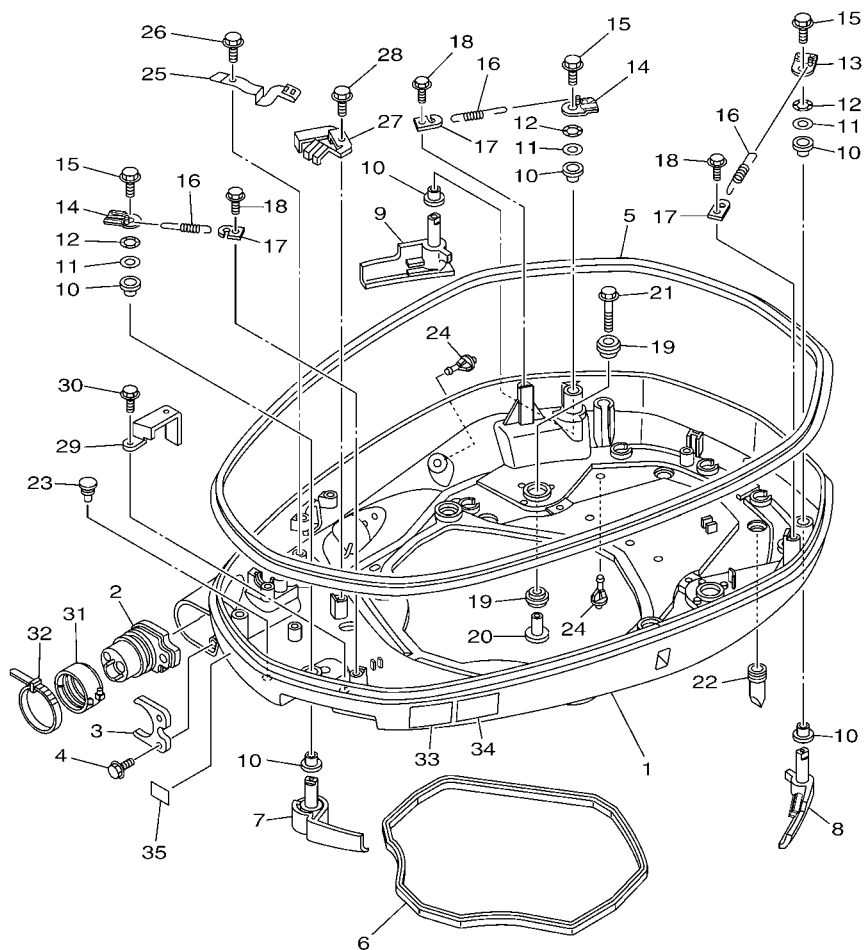
FIG. 23 STARTING MOTOR

MOTOR DE ARRANQUE

| REF. NO. | PART NO. CODIGO N° | DESCRIPTION DESCRIPCION                             | 6CE4 | 6CF4 | REMARKS OBSERVACIONES                  |
|----------|--------------------|---|------|------|--|
| 1        | 6CE-81800-00       | STARTING MOTOR ASSY<br>MOTOR DE ARRANQUE COMPLETO   | 1    | 1    |  |
| 2        | 6CE-81850-00       | .ARMATURE ASSY<br>.INDUCIDO COMPLETO                | 1    | 1    |  |
| 3        | 6CE-81810-00       | .STATOR ASSY<br>.ESTATOR COMPLETO                   | 1    | 1    |  |
| 4        | 6CE-81840-00       | .BRUSH HOLDER ASSY<br>.SOSTEN DE ESCOBILLA COMPLETO | 1    | 1    |  |
| 5        | 6CE-81801-00       | ..BRUSH SET<br>..JUEGO DE ESCOBILLA                 | 1    | 1    |  |
| 6        | 67F-81813-00       | ..SPRING, BRUSH<br>..RESORTE DE ESCOBILLA           | 4    | 4    |  |
| 7        | 6CE-81820-00       | .REAR BRACKET ASSY<br>.CUBIERTA TRASERA COMPL       | 1    | 1    |  |
| 8        | 6CE-81807-00       | .GEAR ASSY, STARTING MOTOR<br>.PINON CONJUNTO       | 1    | 1    |  |
| 9        | 6CB-81832-00       | ..CLUTCH, OVER RUN<br>..PINON COMPL                 | 1    | 1    |  |
| 10       | 6CB-81836-00       | ..SHAFT, PINION<br>..ARBOL, PINON                   | 1    | 1    |  |
| 11       | 6CE-81821-00       | ..BRACKET, CENTER 1<br>..SOPORTE, CENTRO 1          | 1    | 1    |  |
| 12       | 67F-81841-00       | ..BEARING<br>..PORTADOR                             | 1    | 1    |  |
| 13       | 67F-8183R-00       | ..GASKET<br>..EMPAQUETADURA                         | 1    | 1    |  |
| 14       | 6CB-81809-00       | ..WASHER KIT<br>..JUEGO DE ARANDELA                 | 1    | 1    |  |
| 15       | 67F-81891-00       | .GEAR, RING<br>.ENGRANAJE ANILLO                    | 1    | 1    | WITH 67F-8183R-00<br>WITH 67F-8183R-00 |
| 16       | 6CE-81830-00       | ..BRACKET, CENTER 2<br>..SOPORTE, CENTRO 2          | 1    | 1    |  |
| 17       | 60V-8183T-00       | .GEAR, IDLER<br>.ENGRANAJE NEUTRO                   | 3    | 3    |  |
| 18       | 6CE-81842-00       | .COVER<br>.TAPA                                     | 1    | 1    |  |
| 19       | 6CE-81839-00       | .LEVER ASSY<br>.PALANCA COMPL.                      | 1    | 1    |  |
| 20       | 6C5-81941-00       | .STARTER RELAY ASSY<br>.RELE DE ARRANQUE            | 1    | 1    |  |
| 21       | 6CE-81869-00       | .COVER, DUST<br>.CUBIERTA PARA POLVO                | 1    | 1    |  |
| 22       | 6CB-81826-00       | .BOLT<br>.PERNO                                     | 2    | 2    |  |
| 23       | 69J-81828-00       | .SCREW 2<br>.TORNILLO DE EMPUJE 2                   | 2    | 2    |  |
| 24       | 67F-81846-00       | .SCREW<br>.TORNILLO                                 | 2    | 2    |  |

FIG. 24 BOTTOM COWLING 1

CUBIERTA INFERIOR 1

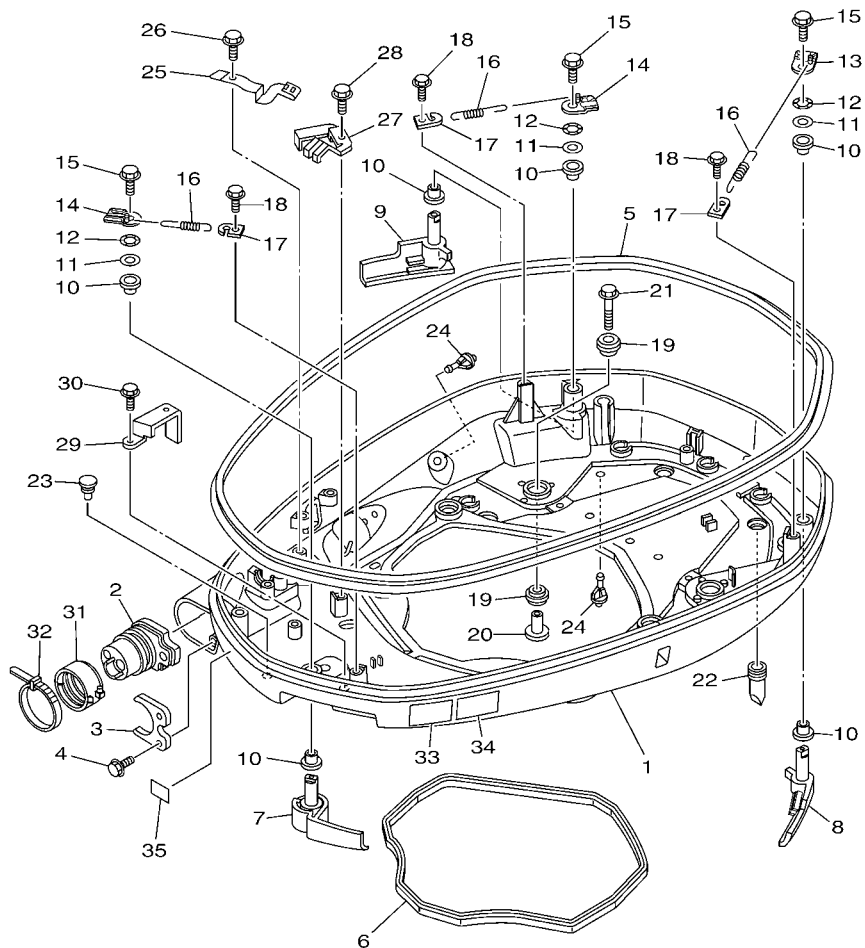


6CE2100-L230

| REF. NO. | PART NO. CODIGO Nº | DESCRIPTION DESCRIPCION                    | 6CE4 | 6CF4 | REMARKS OBSERVACIONES |
|----------|--------------------|--|------|------|-----------------------|
| 1        | 6CB-42711-01-8D    | COWLING, BOTTOM 1<br>CUBIERTA INFERIOR 1   | 1    | 1    |                       |
| 2        | 6CE-42725-02       | GROMMET<br>TAPON                           | 1    | 1    |                       |
| 3        | 6CB-42761-00       | STOPPER<br>RETEN 1                         | 1    | 1    |                       |
| 4        | 95895-06014        | BOLT, FLANGE<br>TORNILLO DE REBORDE        | 2    | 2    |                       |
| 5        | 6CB-42615-00       | SEAL<br>SELLO                              | 1    | 1    |                       |
| 6        | 6CB-42716-00       | RUBBER, SEAL 1<br>SELLO DE GOMA 1          | 1    | 1    |                       |
| 7        | 6CB-42815-01-8D    | LEVER, CLAMP<br>PALANCA ABRAZADERA         | 1    | 1    |                       |
| 8        | 6CB-42816-01-8D    | LEVER, CLAMP<br>PALANCA ABRAZADERA         | 1    | 1    |                       |
| 9        | 6CB-42817-01-8D    | LEVER, CLAMP<br>PALANCA ABRAZADERA         | 1    | 1    |                       |
| 10       | 90386-15M73        | BUSH<br>BUJE                               | 6    | 6    |                       |
| 11       | 90201-156J2        | WASHER, PLATE<br>ARANDELA PLANA            | 3    | 3    |                       |
| 12       | 90206-15M18        | WASHER, WAVE<br>ARANDELA ONDULADA          | 3    | 3    |                       |
| 13       | 6CB-42818-00       | LEVER, CLAMP<br>PALANCA, ABRAZADERA        | 1    | 1    |                       |
| 14       | 6CB-42819-00       | LEVER, CLAMP<br>PALANCA ABRAZADERA         | 2    | 2    |                       |
| 15       | 95880-08012        | BOLT, FLANGE<br>TORNILLO                   | 3    | 3    |                       |
| 16       | 90506-22001        | SPRING, TENSION<br>RESORTE DE TENSION      | 3    | 3    |                       |
| 17       | 66T-43144-00       | HOOK, SPRING<br>GANCHO                     | 3    | 3    |                       |
| 18       | 95895-06012        | BOLT, FLANGE<br>TORNILLO DE REBORDE        | 3    | 3    |                       |
| 19       | 90480-22M81        | GROMMET<br>TAPON                           | 12   | 12   |                       |
| 20       | 90387-08M37        | COLLAR<br>ESPACIADOR                       | 6    | 6    |                       |
| 21       | 90119-08M22        | BOLT, WITH WASHER<br>TORNILLO CON ARANDELA | 6    | 6    |                       |
| 22       | 6D0-42717-00       | RUBBER, SEAL 2<br>GOMA                     | 2    | 2    |                       |
| 23       | 6H4-42748-00       | GROMMET<br>TAPON                           | 1    | 1    |                       |
| 24       | 6P2-44391-00       | NIPPLE, HOSE<br>NIPLE MANGUERA             | 2    | 2    |                       |
| 25       | 6CB-42743-00       | BRACKET<br>SOPORTE                         | 1    | 1    |                       |
| 26       | 95895-06012        | BOLT, FLANGE<br>TORNILLO DE REBORDE        | 1    | 1    |                       |
| 27       | 6CB-42766-00       | BRACKET 2<br>SOPORTE 2                     | 1    | 1    |                       |

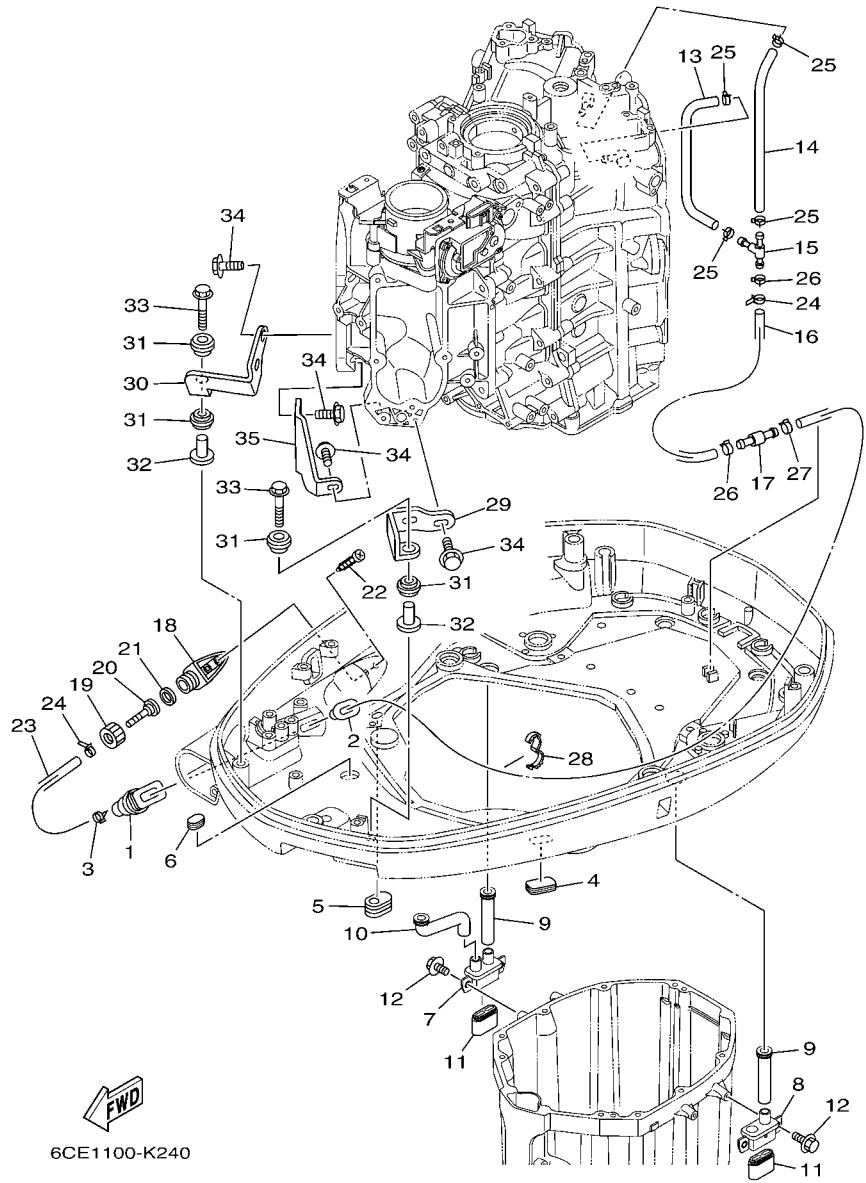
FIG. 24 BOTTOM COWLING 1

CUBIERTA INFERIOR 1



6CE2100-L230

| REF. NO. | PART NO. CODIGO Nº | DESCRIPTION DESCRIPCION                            | 6CE4 | 6CF4 | REMARKS OBSERVACIONES |
|----------|--------------------|--|------|------|-----------------------|
| 28       | 95895-06012        | BOLT, FLANGE<br>TORNILLO DE REBORDE                | 1    | 1    |                       |
| 29       | 6CB-42756-00       | STAY, CLAMP<br>SOPORTE DE GRAMPA                   | 1    | 1    |                       |
| 30       | 95895-06012        | BOLT, FLANGE<br>TORNILLO DE REBORDE                | 1    | 1    |                       |
| 31       | 68F-42753-00       | FASTNER<br>TIRADOR                                 | 1    | 1    | AP<br>AP              |
| 32       | 90464-20258        | CLAMP<br>BRIDA                                     | 1    | 1    | AP<br>AP              |
| 33       | 6AH-42794-40       | LABEL, WARNING (GENERAL)<br>ETIQUETA DE PRECAUCION | 1    | 1    |                       |
| 34       | 6AH-42794-50       | LABEL, WARNING (GENERAL)<br>ETIQUETA DE PRECAUCION | 1    | 1    | FOR CAR<br>FOR CAR    |
| 35       | 6AH-81996-00       | MARK<br>MARCA                                      | 1    | 1    | FOR CAR<br>FOR CAR    |



6CE1100-K240

FIG. 25 BOTTOM COWLING 2

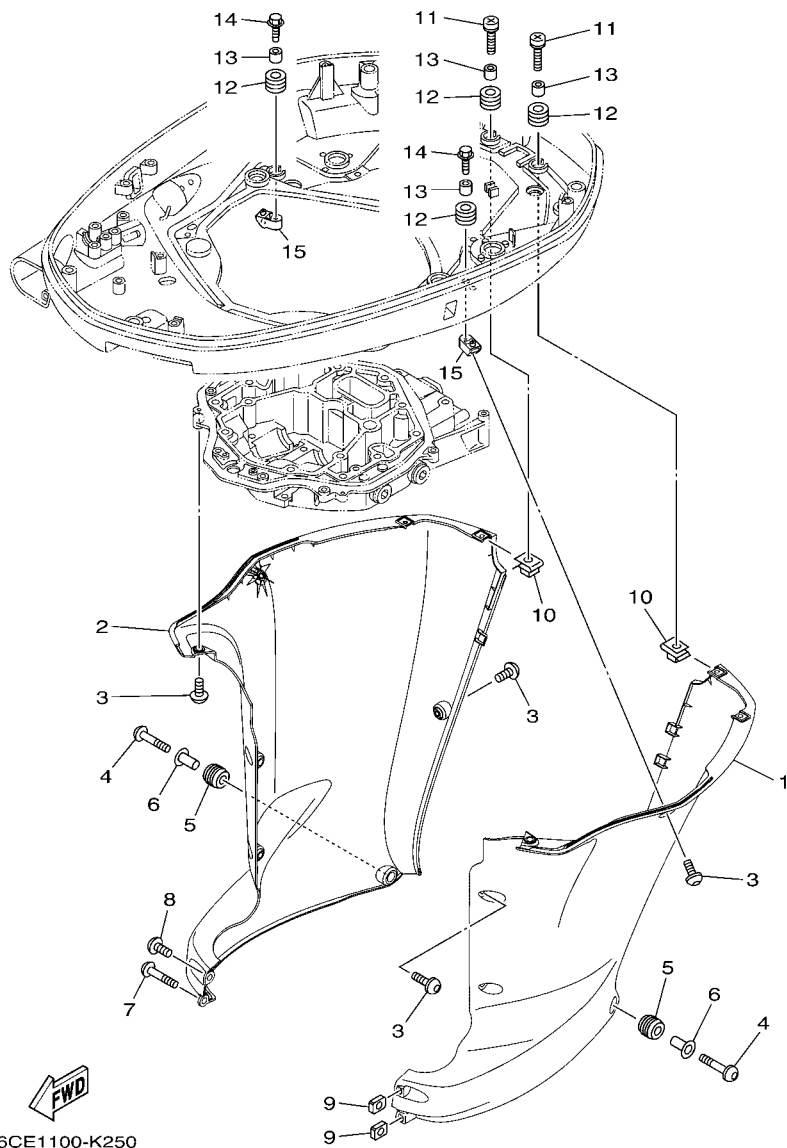
CUBIERTA INFERIOR 2

| REF. NO. | PART NO. CODIGO Nº | DESCRIPTION DESCRIPCION                          | 6CE4 | 6CF4 | REMARKS OBSERVACIONES |
|----------|--------------------|--|------|------|-----------------------|
| 1        | 6H1-42726-21       | GROMMET TAPON                                    | 1    | 1    |                       |
| 2        | 6BG-42384-00       | SEAL, CAP SELLO DE TAPA                          | 1    | 1    |                       |
| 3        | 90465-11M10        | CLAMP BRIDA                                      | 2    | 2    |                       |
| 4        | 6H4-42726-00       | GROMMET TAPON                                    | 1    | 1    |                       |
| 5        | 61A-42727-00       | GROMMET TAPON                                    | 1    | 1    |                       |
| 6        | 64G-42727-00       | GROMMET TAPON                                    | 1    | 1    |                       |
| 7        | 6CE-42733-00       | BOX, DRAIN CAJA DE DRENAJE                       | 1    | 1    |                       |
| 8        | 6CE-42734-00       | BOX, DRAIN 2 CAJA DE DRENAJE 2                   | 1    | 1    |                       |
| 9        | 6CE-42786-00       | HOSE, DRAIN 1 TUBO DE DRENAJE 1                  | 2    | 2    |                       |
| 10       | 6CE-42787-00       | HOSE, DRAIN 2 TUBO DE DRENAJE 2                  | 1    | 1    |                       |
| 11       | 69J-42717-00       | RUBBER, SEAL 2 GOMA                              | 2    | 2    |                       |
| 12       | 95895-06016        | BOLT, FLANGE TORNILLO DE REBORDE                 | 4    | 4    |                       |
| 13       | 6CB-24315-00       | PIPE 5 TUBO DE DESAGUE                           | 1    | 1    |                       |
| 14       | 90445-14021        | HOSE (L185) TUBO (L185)                          | 1    | 1    |                       |
| 15       | 6AW-42169-00       | JOINT CONECTOR                                   | 1    | 1    |                       |
| 16       | 90445-16015        | HOSE (L300) TUBO (L300)                          | 1    | 1    |                       |
| 17       | 6AW-42785-00       | PIPE TUBO  | 1    | 1    |                       |
| 18       | 6AW-12572-00       | ADAPTER ADAPTADOR                                | 1    | 1    |                       |
| 19       | 6R3-12581-00       | JOINT, HOSE 1 CONEXION                           | 1    | 1    |                       |
| 20       | 6AW-12582-00       | JOINT, HOSE 2 CONEXION                           | 1    | 1    |                       |
| 21       | 6R3-12583-00       | GASKET, HOSE JOINT EMPAQUETADURA JUNTA DE MANGUE | 1    | 1    |                       |
| 22       | 97780-60520        | SCREW, TAPPING TORNILLO DE CABEZA DE CONO ACH    | 2    | 2    |                       |
| 23       | 90445-14019        | HOSE (L1460) TUBO (L1460)                        | 1    | 1    |                       |
| 24       | 90465-11M10        | CLAMP BRIDA                                      | 2    | 2    |                       |
| 25       | 90467-130A5        | CLIP PRESILLA                                    | 4    | 4    |                       |
| 26       | 90467-140A8        | CLIP PRESILLA                                    | 2    | 2    |                       |
| 27       | 90467-140A9        | CLIP PRESILLA                                    | 1    | 1    |                       |



FIG. 26 BOTTOM COWLING 3

CUBIERTA INFERIOR 3



| REF. NO. | PART NO. CODIGO Nº | DESCRIPTION DESCRIPCION                   | 6CE4 | 6CF4 | REMARKS OBSERVACIONES |
|----------|--------------------|---|------|------|-----------------------|
| 1        | 6CE-42741-01-8D    | APRON MANDIL                              | 1    | 1    |                       |
| 2        | 6CE-42771-01-8D    | APRON MANDIL                              | 1    | 1    |                       |
| 3        | 90111-06144        | BOLT,HEX. SOCKET BUTTON TORNILLO          | 10   | 10   |                       |
| 4        | 90111-06142        | BOLT,HEX. SOCKET BUTTON TORNILLO          | 2    | 2    |                       |
| 5        | 90480-16009        | GROMMET TAPON                             | 2    | 2    |                       |
| 6        | 90387-07028        | COLLAR ESPACIADOR                         | 2    | 2    |                       |
| 7        | 90111-06142        | BOLT,HEX. SOCKET BUTTON TORNILLO          | 1    | 1    |                       |
| 8        | 90111-06144        | BOLT,HEX. SOCKET BUTTON TORNILLO          | 1    | 1    |                       |
| 9        | 90173-06001        | NUT, SQUARE TUERCA CUADRADA               | 2    | 2    |                       |
| 10       | 90183-061A6        | NUT, SPRING TUERCA DE RESORTE             | 4    | 4    |                       |
| 11       | 90159-06053        | SCREW, WITH WASHER TORNILLO CON VALONA    | 4    | 4    |                       |
| 12       | 90480-13M24        | GROMMET TAPON                             | 6    | 6    |                       |
| 13       | 90387-06M43        | COLLAR ESPACIADOR                         | 6    | 6    |                       |
| 14       | 90109-06M80        | BOLT PERNO                                | 2    | 2    |                       |
| 15       | 6CE-42774-00       | STAY, APRON 1 BUJEDEL PIVOTE DE LA FLECHA | 2    | 2    |                       |



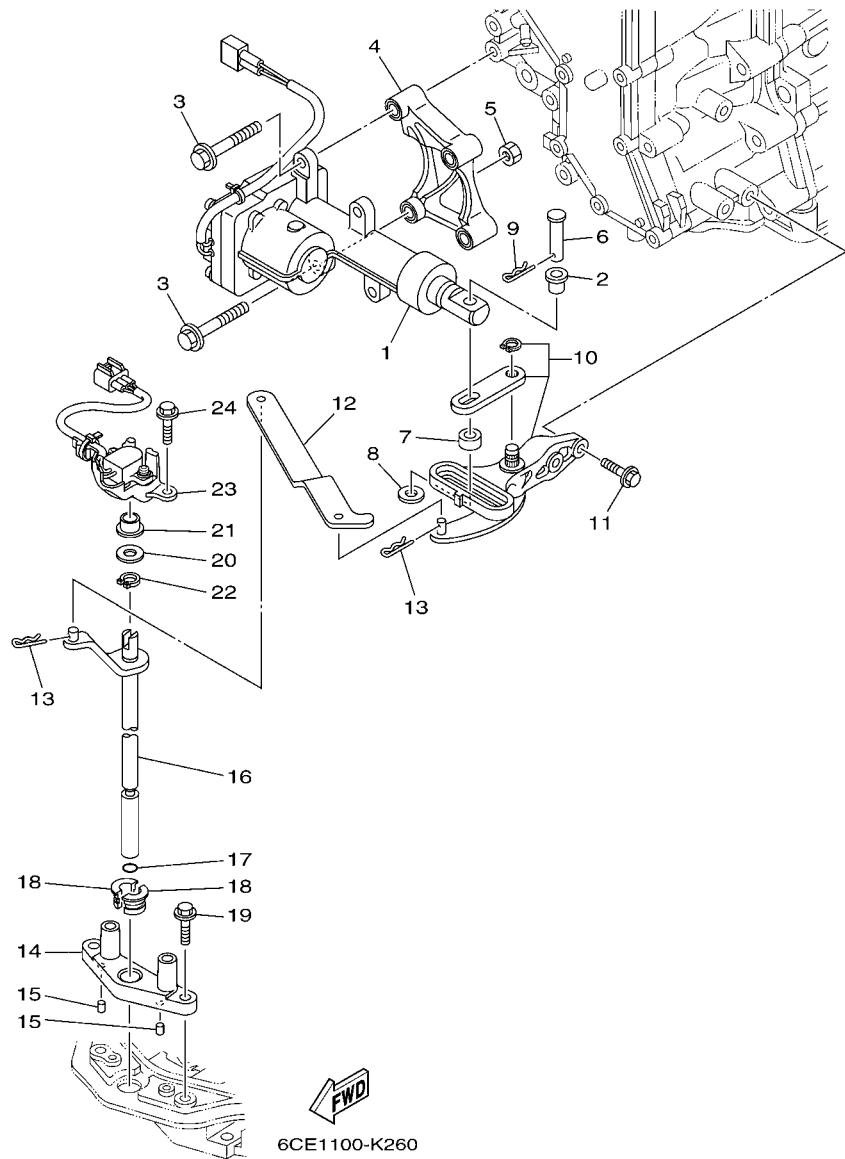


FIG. 27 CONTROL

CONTROL

| REF. NO. | PART NO. CODIGO Nº | DESCRIPTION DESCRIPCION                                    | 6CE4 | 6CF4 | REMARKS OBSERVACIONES            |
|----------|--------------------|--|------|------|----------------------------------|
| 1        | 6CE-4820A-01       | ACTUATOR UNIT<br>UNIDAD DE ACTUADOR                        | 1    | 1    |                                  |
| 2        | 90386-08008        | BUSH<br>BUJE   | 1    | 1    |                                  |
| 3        | 97575-08555        | BOLT, WITH WASHER<br>PERNO CON ARANDELA                    | 4    | 4    |                                  |
| 4        | 6CE-44142-10       | JOINT<br>CONECTOR  | 1    | 1    |                                  |
| 5        | 95380-08600        | NUT<br>TUERCA  | 1    | 1    |                                  |
| 6        | 6CE-42195-00       | PIN, JOINT 1<br>PASADOR DE CONECTOR                        | 1    | 1    |                                  |
| 7        | 6CE-44122-00       | BUSHING, SHIFT ROD LEVER<br>BUJE PALANCA VARILLA DE CAMBIO | 1    | 1    |                                  |
| 8        | 90201-08M09        | WASHER, PLATE<br>ARANDELA PLANA                            | 1    | 1    |                                  |
| 9        | 90468-18008        | CLIP<br>PRESILLA   | 1    | 1    |                                  |
| 10       | 6CE-44100-00       | SHIFT LINK ASSY<br>ESLABON DE SLECTOR COMPLETO             | 1    | 1    |                                  |
| 11       | 97575-06525        | BOLT, WITH WASHER<br>PERNO CON ARANDELA                    | 2    | 2    |                                  |
| 12       | 6CE-44121-00       | LEVER, SHIFT ROD<br>PALANCA VARILLA CAMBIOS                | 1    | 1    |                                  |
| 13       | 90468-18008        | CLIP<br>PRESILLA   | 2    | 2    |                                  |
| 14       | 6CE-44118-00-94    | BRACKET<br>SOPORTE   | 1    | 1    |                                  |
| 15       | 93604-07M13        | PIN, DOWEL<br>PASADOR DE CLAVIJA                           | 2    | 2    |                                  |
| 16       | 6CE-44120-00       | HANDLE GEAR SHIFT ASSY<br>MANIJA DE CAMBIO COMPL           | 1    | 1    | X(25.3")                         |
|          | 6CE-44120-10       | HANDLE GEAR SHIFT ASSY<br>MANIJA DE CAMBIO COMPL           | 1    | 1    | X(25.3")<br>U(30.3")<br>U(30.3") |
| 17       | 93210-09165        | O-RING<br>ANILLO O   | 1    | 1    |                                  |
| 18       | 90386-11001        | BUSH<br>BUJE   | 2    | 2    |                                  |
| 19       | 95875-06025        | BOLT, FLANGE<br>TORNILLO                                   | 2    | 2    |                                  |
| 20       | 90201-11008        | WASHER, PLATE<br>ARANDELA PLANA                            | 1    | 1    |                                  |
| 21       | 90386-10001        | BUSH<br>BUJE   | 1    | 1    |                                  |
| 22       | 93410-10082        | CIRCLIP<br>SEGURO  | 1    | 1    |                                  |
| 23       | 6CE-68303-00       | SENSOR ASSY<br>SENSOR COMP.                                | 1    | 1    |                                  |
| 24       | 95875-06025        | BOLT, FLANGE<br>TORNILLO                                   | 2    | 2    |                                  |

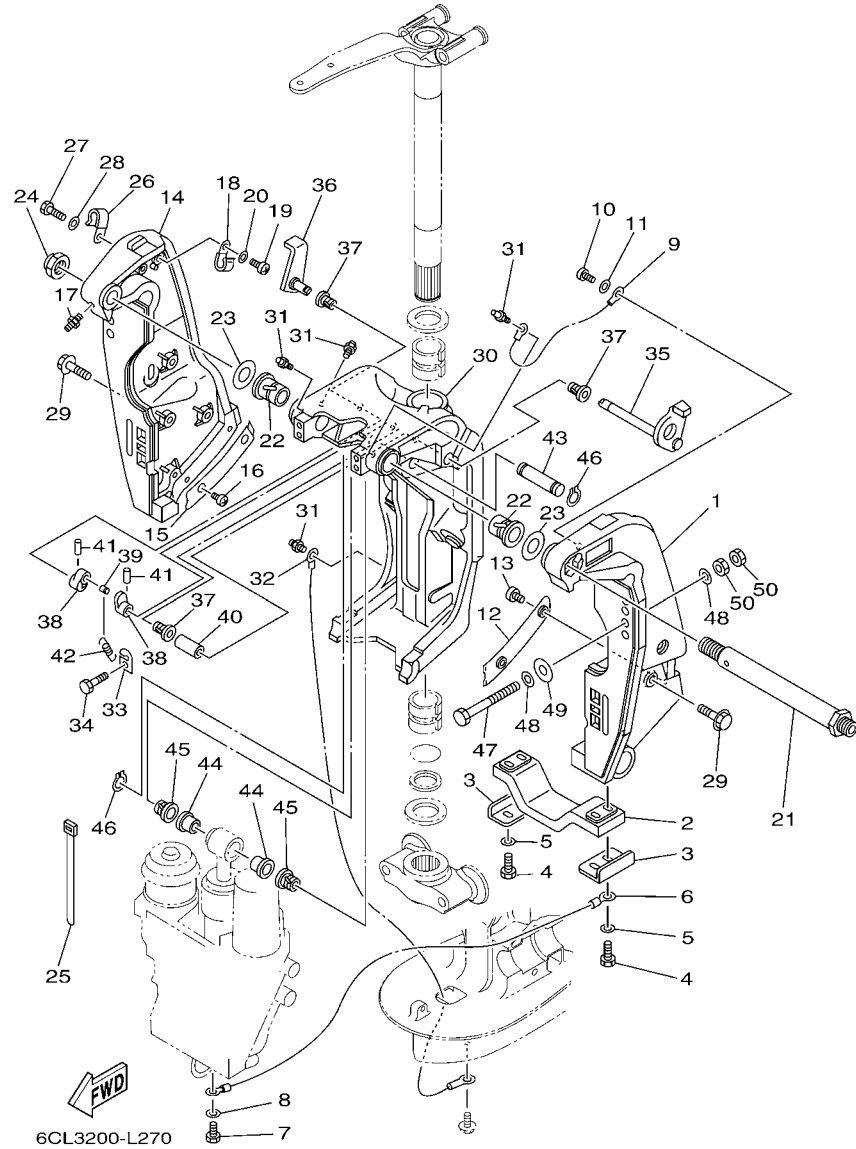


FIG. 28 BRACKET 1

SOPORTE 1

| REF. NO. | PART NO. CODIGO Nº | DESCRIPTION DESCRIPCION                               | 6CE4 | 6CF4 | REMARKS OBSERVACIONES |
|----------|--------------------|---|------|------|-----------------------|
| 1        | 69J-43111-02-8D    | BRACKET, CLAMP 1<br>SOPORTE DE LA ABRAZADERA 1        | 1    | 1    |                       |
| 2        | 6G5-45251-02       | ANODE<br>CATODE                                       | 1    | 1    |                       |
| 3        | 6G5-44526-00       | PLATE<br>PLACA 1                                      | 2    | 2    |                       |
| 4        | 97095-06025        | BOLT<br>PERNO   | 4    | 4    |                       |
| 5        | 92995-06600        | WASHER<br>ARANDELA                                    | 4    | 4    |                       |
| 6        | 6H1-82148-00       | WIRE, LEAD 4<br>CABLE CONDUCTOR 4                     | 1    | 1    |                       |
| 7        | 97095-06010        | BOLT<br>PERNO   | 1    | 1    |                       |
| 8        | 92995-06600        | WASHER<br>ARANDELA                                    | 1    | 1    |                       |
| 9        | 6E5-82148-00       | WIRE, LEAD 4<br>CABLE CONDUCTOR 4                     | 1    | 1    |                       |
| 10       | 97885-06012        | SCREW, PAN HEAD<br>TORNILLO A MUESCA                  | 1    | 1    |                       |
| 11       | 92995-06600        | WASHER<br>ARANDELA                                    | 1    | 1    |                       |
| 12       | 61A-43132-00       | WASHER, FRICTION<br>ARANDELA DE FRICCION              | 1    | 1    |                       |
| 13       | 97885-06010        | SCREW, PAN HEAD<br>TORNILLO A MUESCA                  | 2    | 2    |                       |
| 14       | 69J-43112-01-8D    | BRACKET, CLAMP 2<br>SOPORTE DE LA ABRAZADERA 2        | 1    | 1    |                       |
| 15       | 61A-43133-00       | WASHER, FRICTION<br>RONDANA                           | 1    | 1    |                       |
| 16       | 97885-06010        | SCREW, PAN HEAD<br>TORNILLO A MUESCA                  | 2    | 2    |                       |
| 17       | 93700-06M03        | NIPPLE, GREASE<br>BOQUILLA DE ENGRASAR                | 1    | 1    |                       |
| 18       | 90465-08M83        | CLAMP<br>BRIDA  | 1    | 1    |                       |
| 19       | 97885-06012        | SCREW, PAN HEAD<br>TORNILLO A MUESCA                  | 1    | 1    |                       |
| 20       | 92995-06600        | WASHER<br>ARANDELA                                    | 1    | 1    |                       |
| 21       | 6R3-43131-00       | BOLT, CLAMP BRACKET<br>TORNILLO DE ABRAZADERA DEL SOP | 1    | 1    |                       |
| 22       | 90386-25M31        | BUSH<br>BUJE  | 2    | 2    |                       |
| 23       | 90201-26M59        | WASHER, PLATE<br>ARANDELA PLANA                       | 2    | 2    |                       |
| 24       | 90185-22M11        | NUT, SELF-LOCKING<br>TUERCA AUTOBLOCANTE              | 1    | 1    |                       |
| 25       | 90465-11M10        | CLAMP<br>BRIDA  | 4    | 4    |                       |
| 26       | 90465-08M83        | CLAMP<br>BRIDA  | 1    | 1    |                       |
| 27       | 97095-06014        | BOLT<br>PERNO   | 1    | 1    |                       |

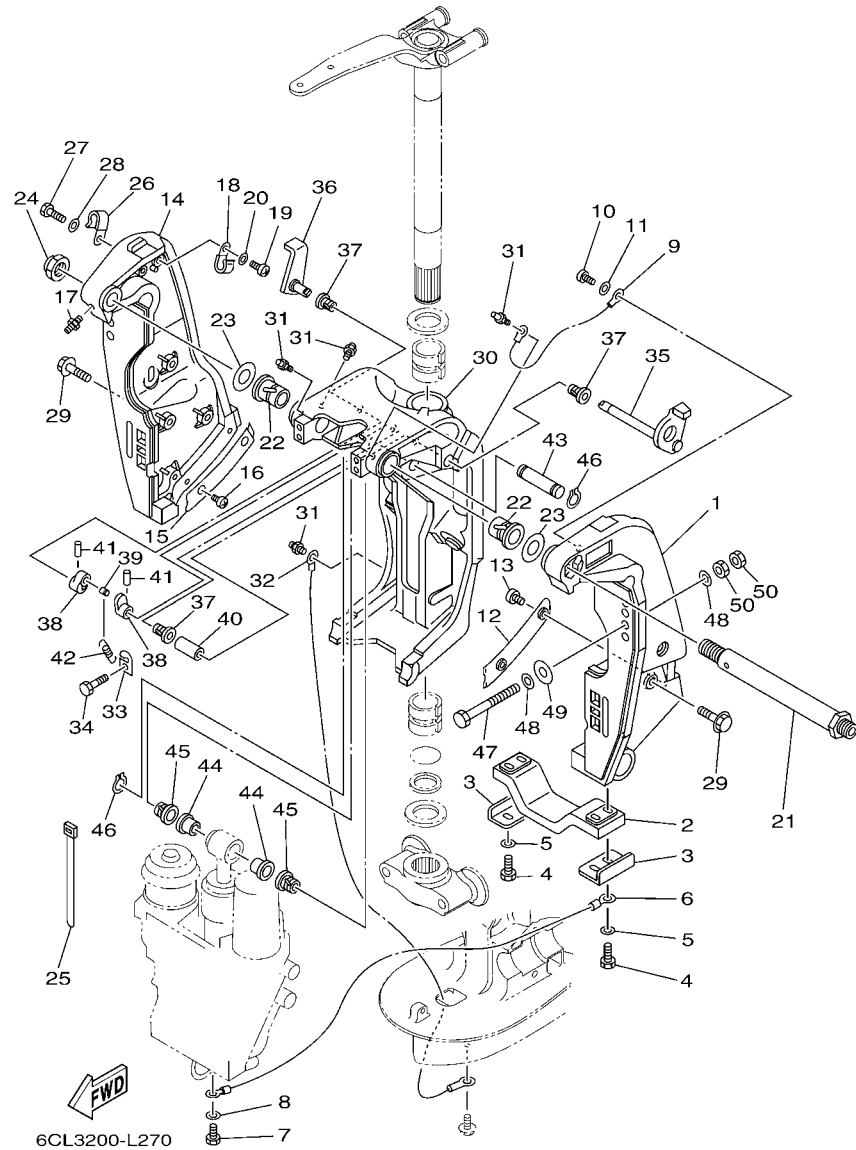
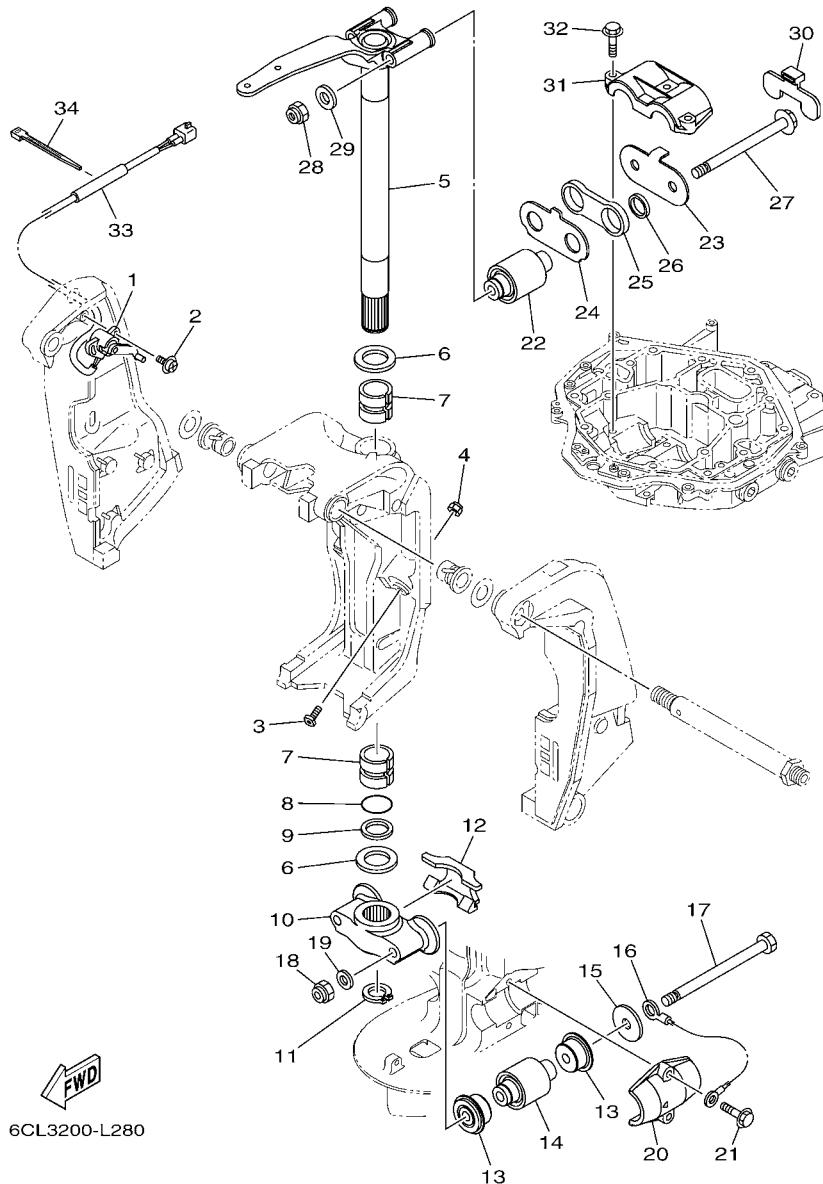


FIG. 28 BRACKET 1

SOPORTE 1

| REF. NO. | PART NO. CODIGO Nº | DESCRIPTION DESCRIPCION                                    | 6CE4 | 6CF4 | REMARKS OBSERVACIONES                  |
|----------|--------------------|--|------|------|--|
| 28       | 92995-06600        | WASHER<br>ARANDELA   | 1    | 1    |  |
| 29       | 90119-10024        | BOLT, WITH WASHER<br>TORNILLO CON ARANDELA                 | 8    | 8    |  |
| 30       | 61A-43311-22-8D    | BRACKET, SWIVEL 1<br>SOPORTE GIRATORIO 1                   | 1    | 1    |  |
| 31       | 93700-06M03        | NIPPLE, GREASE<br>BOQUILLA DE ENGRASAR                     | 5    | 5    |  |
| 32       | 69J-82147-00       | WIRE, LEAD 5<br>CABLE CONDUCTOR 5                          | 1    | 1    |  |
| 33       | 6G5-43144-00       | HOOK, SPRING<br>GANCHO                                     | 1    | 1    |  |
| 34       | 97095-06010        | BOLT<br>PERNO  | 1    | 1    |  |
| 35       | 61A-43181-01       | LEVER, TILT STOP 1<br>PALANCA TOPE INCLINACION 1           | 1    | 1    |  |
| 36       | 6G5-43185-02       | LEVER, TILT STOP 2<br>PALANCA TOPE INCLINACION 2           | 1    | 1    |  |
| 37       | 90386-10M16        | BUSH<br>BUJE   | 3    | 3    |  |
| 38       | 6G5-43148-00       | COLLAR, DISTANCE<br>COLLAR                                 | 2    | 2    |  |
| 39       | 90249-06M19        | PIN<br>PASADOR   | 1    | 1    |  |
| 40       | 90387-10M05        | COLLAR<br>ESPACIADOR                                       | 1    | 1    |  |
| 41       | 91690-30020        | PIN, SPRING<br>PASADOR DE RESORTE                          | 2    | 2    |  |
| 42       | 90506-16003        | SPRING, TENSION<br>RESORTE DE TENSION                      | 1    | 1    |  |
| 43       | 6E5-43126-10       | PIN, UPPER SHOCK MOUNT<br>PASADOR DE AMORTIGUADOR SUPERIOR | 1    | 1    |  |
| 44       | 90386-18M63        | BUSH<br>BUJE   | 2    | 2    |  |
| 45       | 90386-18M14        | BUSH<br>BUJE   | 2    | 2    |  |
| 46       | 93410-18M05        | CIRCLIP<br>SEGURO  | 2    | 2    |  |
| 47       | 90101-12M05        | BOLT (L:130MM)<br>TORNILLO (L:130MM)                       | 4    | 4    | UR FOR CAR<br>UR FOR CAR               |
|          | 90101-12M05        | BOLT (L:130MM)<br>TORNILLO (L:130MM)                       | 2    | 2    | UR EXCEPT FOR CAR<br>UR EXCEPT FOR CAR |
|          | 90101-12047        | BOLT (L:150MM)<br>TORNILLO (L:150MM)                       | 2    | 2    | UR EXCEPT FOR CAR<br>UR EXCEPT FOR CAR |
| 48       | 90201-13M01        | WASHER, PLATE<br>ARANDELA PLANA                            | 8    | 8    |  |
| 49       | 90201-12426        | WASHER, PLATE<br>ARANDELA PLANA                            | 4    | 4    |  |
| 50       | 95380-12600        | NUT<br>TUERCA  | 8    | 8    |  |



6CL3200-L280

FIG. 29 BRACKET 2

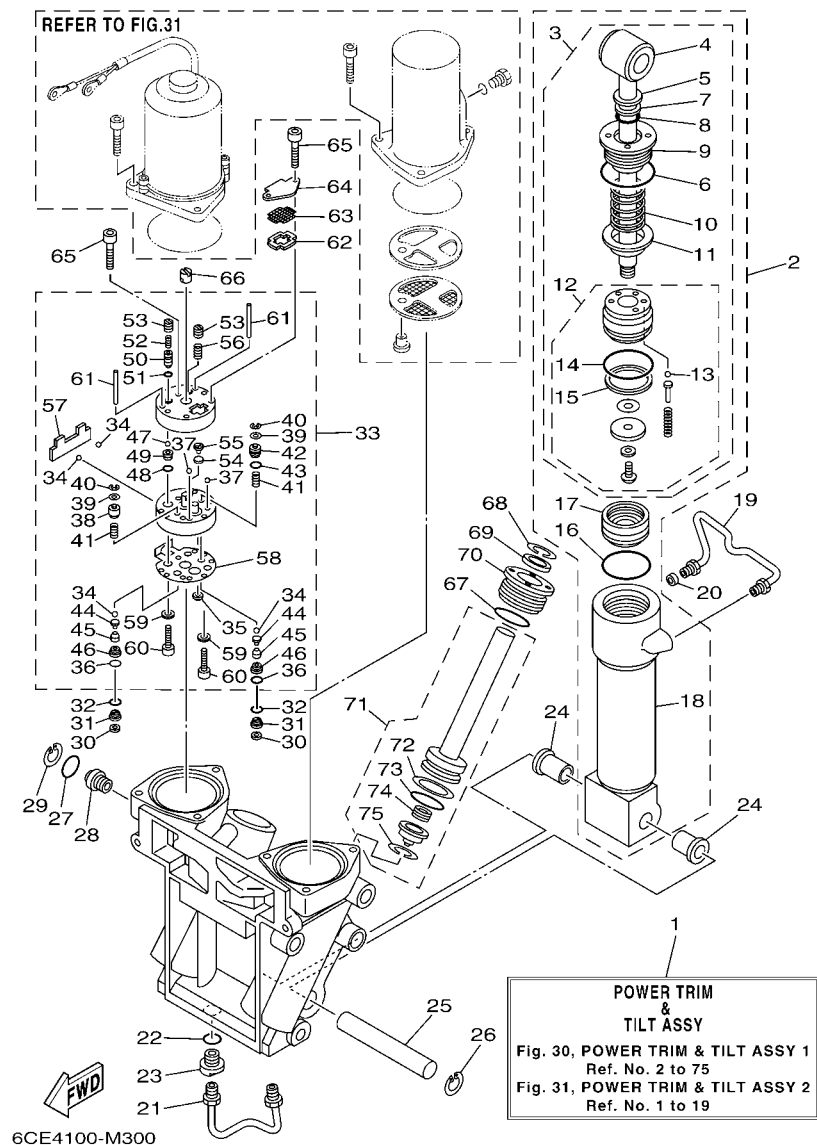
SOPORTE 2

| REF. NO. | PART NO. CODIGO Nº | DESCRIPTION DESCRIPCION  | 6CE4 | 6CF4 | REMARKS OBSERVACIONES |
|----------|--------------------|--|------|------|-----------------------|
| 1        | 69J-83672-11       | TRIM SENDER<br>TRANSMISOR DE INCLINADOR                        | 1    | 1    |                       |
| 2        | 97985-06216        | SCREW, WITH WASHER<br>TORNILLO, CON ARANDELA                   | 2    | 2    |                       |
| 3        | 61A-43376-00       | BOLT, THRUST RECEIVER<br>TORNILLO RECEPTOR                     | 2    | 2    |                       |
| 4        | 95780-10300        | NUT, FLANGE<br>TUERCA  | 2    | 2    |                       |
| 5        | 6CE-42510-00-8D    | STEERING BRACKET ASSY<br>SOPORTE DIRECCION COMPL.              | 1    | 1    |                       |
| 6        | 90201-40M00        | WASHER, PLATE<br>ARANDELA PLANA                                | 2    | 2    |                       |
| 7        | 90386-39M89        | BUSH<br>BUJE   | 2    | 2    |                       |
| 8        | 93210-35321        | O-RING<br>ANILLO O   | 1    | 1    |                       |
| 9        | 90202-40M47        | WASHER, PLATE<br>ARANDELA DE PLANA                             | 1    | 1    |                       |
| 10       | 6CE-44551-00-CA    | HOUSING, LOWER MOUNT RUBBER 1<br>CAJA AMORTIGUADOR INFERIOR HU | 1    | 1    |                       |
| 11       | 93410-37M04        | CIRCLIP<br>SEGURO  | 1    | 1    |                       |
| 12       | 6CE-44574-00       | STOPPER, LOWER MOUNT RUBBER<br>TOPE                            | 1    | 1    |                       |
| 13       | 6CE-44575-00-94    | DAMPER, LOWER MOUNT RUBBER<br>AMORTIGUADOR INFERIOR            | 4    | 4    |                       |
| 14       | 6CE-44555-00-94    | MOUNT DAMPER, LOWER SIDE<br>AMORTIGUADOR DE HULE LADO INFE     | 2    | 2    |                       |
| 15       | 90201-16032        | WASHER, PLATE<br>ARANDELA PLANA                                | 2    | 2    |                       |
| 16       | 6AW-82149-00       | WIRE, LEAD 3<br>CABLE CONDUCTOR 3                              | 1    | 1    |                       |
| 17       | 90101-14004        | BOLT<br>TORNILLO   | 2    | 2    |                       |
| 18       | 90185-14M00        | NUT, SELF-LOCKING<br>TUERCA AUTOBLOCANTE                       | 2    | 2    |                       |
| 19       | 92995-14600        | WASHER<br>ARANDELA   | 2    | 2    |                       |
| 20       | 6CE-44552-00-CA    | HOUSING, LOWER MOUNT RUBBER 2<br>CAJA AMORTIGUADOR INFERIOR HU | 2    | 2    |                       |
| 21       | 90119-10024        | BOLT, WITH WASHER<br>TORNILLO CON ARANDELA                     | 4    | 4    |                       |
| 22       | 6CE-44514-00-94    | MOUNT DAMPER, UPPER SIDE<br>AMORTIGUADOR LADO SUPERIOR         | 2    | 2    |                       |
| 23       | 6CE-44526-00       | PLATE<br>PLACA 1   | 1    | 1    |                       |
| 24       | 6CE-44536-00       | PLATE 2<br>PLACA 2   | 1    | 1    |                       |
| 25       | 6CE-44532-00       | STOPPER, UPPER MOUNT<br>RETEN                                  | 1    | 1    |                       |
| 26       | 90387-28013        | COLLAR<br>ESPACIADOR   | 2    | 2    |                       |
| 27       | 90105-14005        | BOLT, FLANGE<br>TORNILLO                                       | 2    | 2    |                       |



FIG. 30 POWER TRIM & TILT ASSY 1

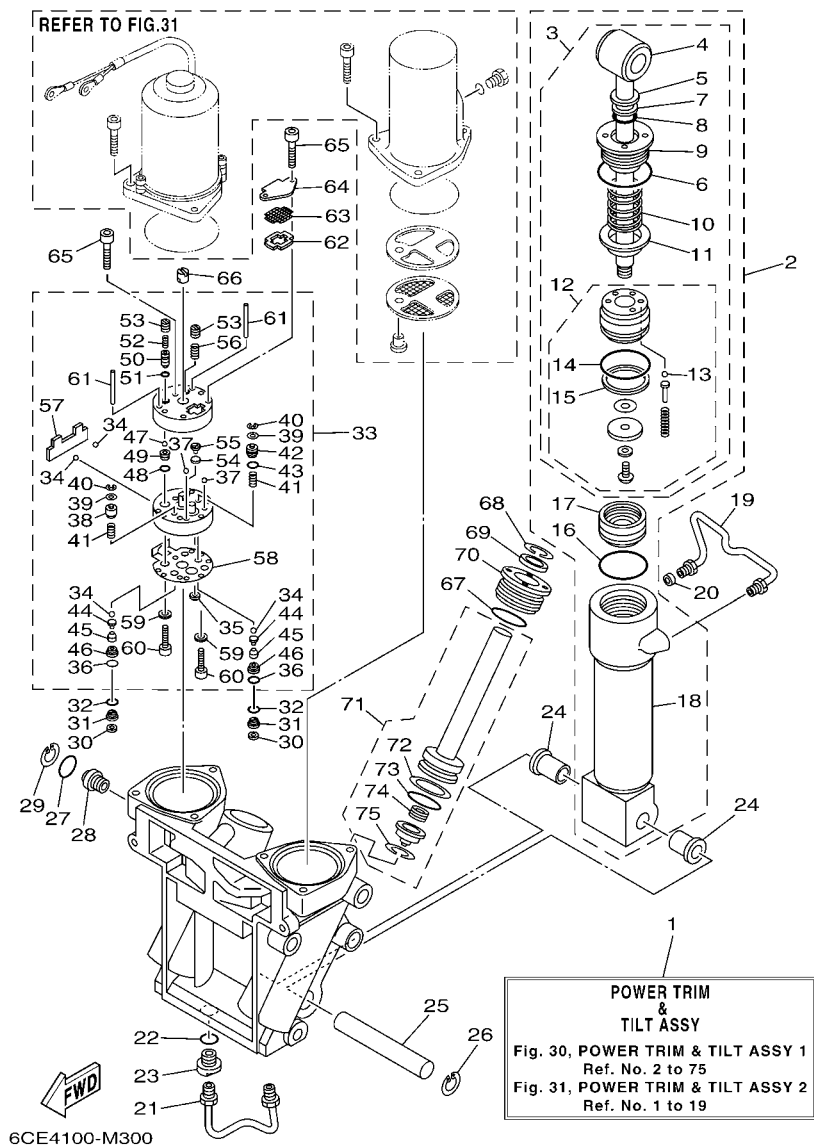
COMPONER Y PODER VARILLA 1



| REF. NO. | PART NO. CODIGO Nº | DESCRIPTION DESCRIPCION                                 | 6CE4 | 6CF4 | REMARKS OBSERVACIONES |
|----------|--------------------|---|------|------|-----------------------|
| 1        | 69J-43800-05-8D    | POWER TRIM & TILT ASSY<br>ELEVADOR HIDRAULICO COMPL.    | 1    | 1    |                       |
| 2        | 6CE-43840-00       | POWER TILT ASSY<br>CONJUNTO COMPONER                    | 1    | 1    |                       |
| 3        | 6CE-43810-00       | .TILT PISTON SUB ASSY<br>.ELEVADOR SUB-PISTON COMPL.    | 1    | 1    |                       |
| 4        | 69J-43801-01       | ..ROD<br>..VALILLA COMPL INCLINACION                    | 1    | 1    |                       |
| 5        | 93106-19N50        | ..OIL SEAL<br>..SELLO ACEITE                            | 1    | 1    |                       |
| 6        | 6H1-43861-00       | ..O-RING<br>..ANILLO EN O 1                             | 1    | 1    |                       |
| 7        | 6H1-43872-00       | ..RING, BACK UP<br>..ANILLO                             | 1    | 1    |                       |
| 8        | 61A-4389H-01       | ..O-RING<br>..ANILLO EN O                               | 1    | 1    |                       |
| 9        | 61A-43811-00       | ..SCREW, CYLINDER END<br>..TORNILLO CILINDRO EXTREMO    | 1    | 1    |                       |
| 10       | 69J-4384H-00       | ..SPRING<br>..RESORTE                                   | 1    | 1    |                       |
| 11       | 69J-4382E-00       | ..ADAPTOR 2<br>..ADAPTADOR 2                            | 1    | 1    |                       |
| 12       | 6CE-4380P-00       | ..PISTON SUB ASSY<br>..SUB-PISTON COMPL                 | 1    | 1    |                       |
| 13       | 93505-32038        | ...BALL<br>...BOLA                                      | 5    | 5    |                       |
| 14       | 61A-43861-00       | ...O-RING<br>...ANILLO EN O 1                           | 1    | 1    |                       |
| 15       | 61A-43871-00       | ...RING, BACK UP<br>...ANILLO                           | 1    | 1    |                       |
| 16       | 61A-43861-00       | ..O-RING<br>..ANILLO EN O 1                             | 1    | 1    |                       |
| 17       | 6H1-43814-00       | ..PISTON, FREE<br>..PISTON LIBRE                        | 1    | 1    |                       |
| 18       | 61A-43813-01       | ..CYLINDER, TILT<br>..CILINDRO INCLINACION              | 1    | 1    |                       |
| 19       | 61A-43835-01       | PIPE<br>TUBO 3  | 1    | 1    |                       |
| 20       | 69J-4388J-00       | PLUG 2<br>TAPON 2                                       | 1    | 1    |                       |
| 21       | 69J-43833-00       | PIPE<br>TUBO 1  | 1    | 1    |                       |
| 22       | 93210-17239        | O-RING<br>ANILLO O                                      | 1    | 1    |                       |
| 23       | 69J-4388E-01       | BOLT ,SCREW<br>PERNO                                    | 1    | 1    |                       |
| 24       | 90386-18M14        | BUSH<br>BUJE  | 2    | 2    |                       |
| 25       | 61A-43818-00       | PIN, LOWER SHOCK MOUNT<br>PASADOR AMORTIGUADOR INFERIOR | 1    | 1    |                       |
| 26       | 61A-43876-00       | RING, SNAP<br>ANILLO                                    | 1    | 1    |                       |
| 27       | 6D8-43863-00       | O-RING<br>ANILLO EN O 3                                 | 1    | 1    |                       |

FIG. 30 POWER TRIM & TILT ASSY 1

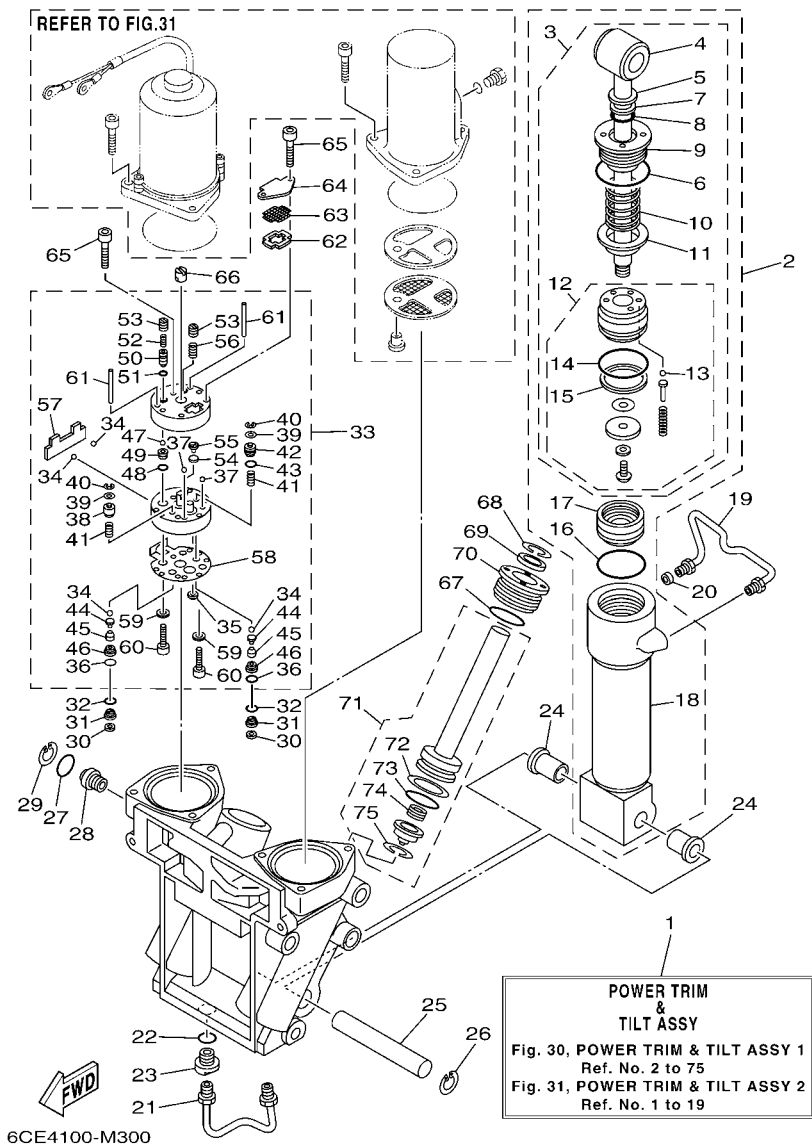
COMPONER Y PODER VARILLA 1



| REF. NO. | PART NO. CODIGO Nº | DESCRIPTION DESCRIPCION                             | 6CE4 | 6CF4 | REMARKS OBSERVACIONES |
|----------|--------------------|---|------|------|-----------------------|
| 28       | 69J-43845-00       | SCREW, MANUAL RELEASE<br>TORNILLO DESCOPLIO MANUAL  | 1    | 1    |                       |
| 29       | 6H1-43875-00       | RING, SNAP<br>ANILLO                                | 1    | 1    |                       |
| 30       | 69J-4381C-00       | FILTER 3<br>FIELTRO 3                               | 2    | 2    |                       |
| 31       | 69J-43899-01       | PLATE STOPPER<br>PLACA                              | 2    | 2    |                       |
| 32       | 69J-4389J-00       | O-RING<br>ANILLO O                                  | 2    | 2    |                       |
| 33       | 69J-43830-01       | GEAR PUMP ASSY<br>ENGRANAJE BOMBA COMPL.            | 1    | 1    |                       |
| 34       | 93505-32038        | .BALL<br>.BOLA                                      | 4    | 4    |                       |
| 35       | 69J-4381C-00       | .FILTER 3<br>.FIELTRO 3                             | 1    | 1    |                       |
| 36       | 69J-4389J-00       | .O-RING<br>.ANILLO O                                | 2    | 2    |                       |
| 37       | 93503-16003        | .BALL<br>.ESFERA                                    | 2    | 2    |                       |
| 38       | 6CJ-4384M-00       | .PISTON, SHUTTLE 2<br>.PISTON 2                     | 1    | 1    |                       |
| 39       | 69A-4384F-00       | .SEAL, MAIN VALVE<br>.ASIENTO                       | 2    | 2    |                       |
| 40       | 99002-03600        | .CLIP<br>.PRESILLA REDONDA                          | 2    | 2    |                       |
| 41       | 69J-43894-00       | .SPRING, SHUTTLE RETURN<br>.RESORTE                 | 2    | 2    |                       |
| 42       | 6CJ-43841-00       | .PISTON, SHUTTLE<br>.PISTON                         | 1    | 1    |                       |
| 43       | 6H1-43883-00       | .O-RING<br>.ANILLO EN O 10                          | 1    | 1    |                       |
| 44       | 60V-4386A-00       | .PIN, ABSORBER VALVE<br>.PASADOR VALVULA ABSORBER   | 2    | 2    |                       |
| 45       | 69J-43853-00       | .SPRING, MAIN VALVE<br>.RESORTE                     | 2    | 2    |                       |
| 46       | 6CJ-43893-00       | .WASHER<br>.RONDANA                                 | 2    | 2    |                       |
| 47       | 93501-08001        | .BALL<br>.BOLA                                      | 2    | 2    |                       |
| 48       | 93210-08391        | .O-RING<br>.ANILLO O                                | 1    | 1    |                       |
| 49       | 69J-43851-00       | .SEAT, RELIEF VALVE<br>.ASIENTO VALVULA DE DESCARGA | 1    | 1    |                       |
| 50       | 6CJ-43844-00       | .PIN, VALVE SUPPORT<br>.PASADOR VALVULA SOPORTE     | 1    | 1    |                       |
| 51       | 93210-064A5        | .O-RING<br>.ANILLO O                                | 1    | 1    |                       |
| 52       | 69J-43855-00       | .SPRING, UP RELIEF<br>.RESORTE SEGURIDAD SUPERIOR   | 1    | 1    |                       |
| 53       | 6CJ-43843-00       | .SCREW, VALVE LOCK<br>.TORNILLO                     | 2    | 2    |                       |
| 54       | 6H1-4384G-11       | .SEAL, RELIEF VALVE<br>.ASIENTO                     | 1    | 1    |                       |

FIG. 30 POWER TRIM & TILT ASSY 1

COMPONER Y PODER VARILLA 1

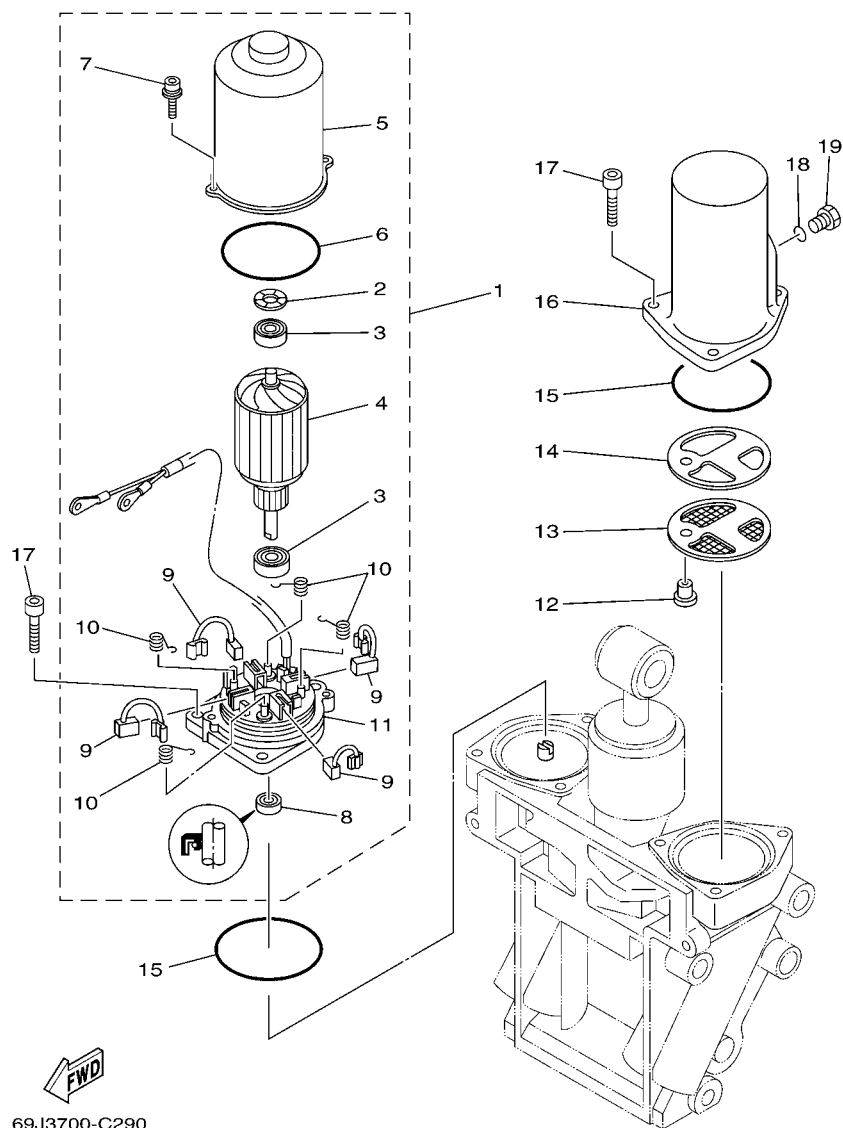


| REF. NO. | PART NO. CODIGO Nº | DESCRIPTION DESCRIPCION                                | 6CE4 | 6CF4 | REMARKS OBSERVACIONES |
|----------|--------------------|--|------|------|-----------------------|
| 55       | 6H1-43844-10       | .PIN, VALVE SUPPORT<br>.PASADOR VALVULA SOPORTE        | 1    | 1    |                       |
| 56       | 6H1-43856-10       | .SPRING, DOWN RELIEF<br>.RESORTE SEGURIDAD             | 1    | 1    |                       |
| 57       | 69J-43854-00       | .SPRING, MANUAL RELEASE<br>.RESORTE DESCOPLIO MANUAL   | 1    | 1    |                       |
| 58       | 69J-4384G-00       | .SEAL, RELIEF VALVE<br>.ASIENTO                        | 1    | 1    |                       |
| 59       | CS3-4387G-00       | .WASHER<br>.ARANDELA                                   | 2    | 2    |                       |
| 60       | 91318-05025        | .BOLT<br>.TORNILLO                                     | 2    | 2    |                       |
| 61       | 93604-35236        | .PIN, DOWEL<br>.PASADOR DE CLAVIJA                     | 2    | 2    |                       |
| 62       | 69J-43871-00       | RING, BACK UP<br>ANILLO                                | 1    | 1    |                       |
| 63       | 69J-43816-00       | FILTER 1<br>FILTRO 1                                   | 1    | 1    |                       |
| 64       | 69J-4381J-00       | PLATE<br>PLACA   | 1    | 1    |                       |
| 65       | 91318-05040        | BOLT<br>TORNILLO                                       | 3    | 3    |                       |
| 66       | 69J-43831-00       | CONNECTOR, SHAFT<br>CONEXION EJE                       | 1    | 1    |                       |
| 67       | 61A-43861-00       | O-RING<br>ANILLO EN O 1                                | 2    | 2    |                       |
| 68       | 6T4-43875-01       | RING, SNAP<br>ANILLO                                   | 2    | 2    |                       |
| 69       | 61A-43822-00       | SEAL, TRIM DUST<br>SELLO DE POLVO                      | 2    | 2    |                       |
| 70       | 61A-43821-01       | SCREW, TRIM CYLINDER END<br>TORNILLO CILINDURO EXTREMO | 2    | 2    |                       |
| 71       | 69J-43820-01       | TRIM PISTON SUB ASSY<br>ELEVADOR PISTON COMPL.         | 2    | 2    |                       |
| 72       | 61A-43874-00       | .RING, BACK UP<br>.ANILLO                              | 1    | 1    |                       |
| 73       | 61A-43864-00       | .O-RING<br>.ANILLO EN O 4                              | 1    | 1    |                       |
| 74       | 61A-4384H-10       | .SPRING<br>.RESORTE                                    | 1    | 1    |                       |
| 75       | 61A-43875-10       | .RING, SNAP<br>.ANILLO                                 | 1    | 1    |                       |



FIG. 31 POWER TRIM & TILT ASSY 2

COMPONER Y PODER VARILLA 2

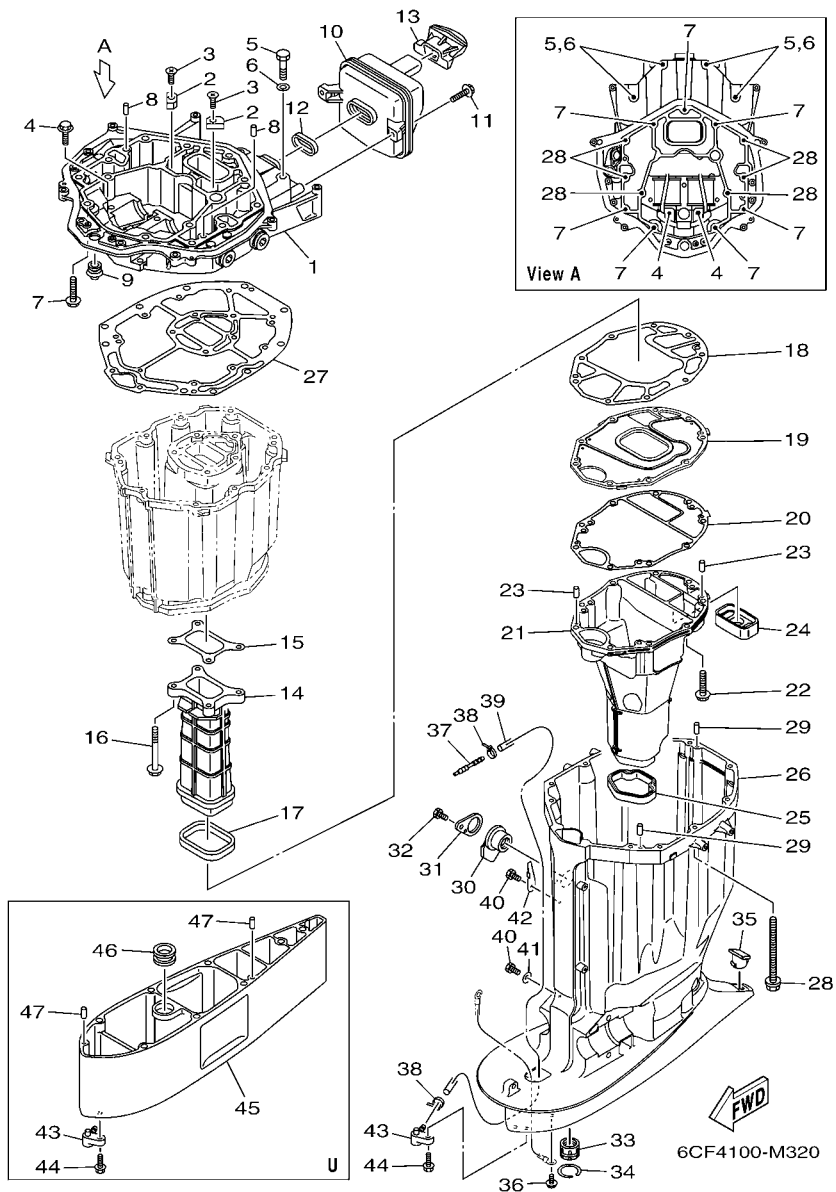


69J3700-C290

| REF. NO. | PART NO. CODIGO Nº | DESCRIPTION DESCRIPCION               | 6CE4 | 6CF4 | REMARKS OBSERVACIONES |
|----------|--------------------|---------------------------------------|------|------|-----------------------|
| 1        | 69J-43880-01       | MOTOR ASSY<br>MOTOR COMPL.            | 1    | 1    |                       |
| 2        | 90206-14N50        | .WASHER, WAVE<br>.ARANDELA ONDULADA   | 1    | 1    |                       |
| 3        | 93399-999T6        | .BEARING<br>.COJINETE                 | 2    | 2    |                       |
| 4        | 69J-43805-00       | .ARMATURE ASSY<br>.INDUCIDO COMPL.    | 1    | 1    |                       |
| 5        | 69J-43804-00       | .STATOR ASSY<br>.ESTATOR COMPL        | 1    | 1    |                       |
| 6        | 69J-43861-00       | .O-RING<br>.ANILLO EN O 1             | 1    | 1    |                       |
| 7        | 69J-43886-00       | .BOLT<br>.TORNILLO                    | 2    | 2    |                       |
| 8        | 69J-43882-00       | .OIL SEAL<br>.SELLO ACEITE            | 1    | 1    |                       |
| 9        | 69J-43891-00       | .BRUSH 1<br>.ESCOBILLA 1              | 4    | 4    |                       |
| 10       | 69J-4386K-00       | .SPRING, BRUSH<br>.RESORTE, ESCOBILLA | 4    | 4    |                       |
| 11       | 69J-43881-01       | .FRAME, END<br>.CUADRO EXTERMO        | 1    | 1    |                       |
| 12       | 69J-4388H-00       | PLUG<br>TAPON                         | 1    | 1    |                       |
| 13       | 69J-43817-00       | FILTER 2<br>FIELTRO 2                 | 1    | 1    |                       |
| 14       | 69J-4388F-00       | SPACER<br>ESPACIADOR                  | 1    | 1    |                       |
| 15       | 93210-66001        | O-RING<br>ANILLO O                    | 2    | 2    |                       |
| 16       | 69J-43828-00       | BODY, RESERVOIR<br>CUERPO DEPOSITO    | 1    | 1    |                       |
| 17       | 69J-43888-00       | BOLT, SOCKET<br>TORNILLO ENCASTRE     | 6    | 6    |                       |
| 18       | 93210-09165        | O-RING<br>ANILLO O                    | 1    | 1    |                       |
| 19       | 6H1-43829-00       | PLUG, RESERVOIR<br>TAPON DEPOSITO     | 1    | 1    |                       |

FIG. 32 UPPER CASING

FUNDA SUPERIOR



| REF. NO. | PART NO. CODIGO Nº | DESCRIPTION DESCRIPCION                      | 6CE4 | 6CF4 | REMARKS OBSERVACIONES |
|----------|--------------------|--|------|------|-----------------------|
| 1        | 6CE-41137-00-CA    | GUIDE, EXHAUST<br>GUIA DE ESCAPE             | 1    | 1    |                       |
| 2        | 63P-11325-11       | ANODE<br>ANODO                               | 2    | 2    |                       |
| 3        | 90151-06M02        | SCREW, COUNTERSUNK<br>TORNILLO EMBUTIDO      | 2    | 2    |                       |
| 4        | 90119-08102        | BOLT, WITH WASHER<br>TORNILLO CON ARANDELA   | 2    | 2    |                       |
| 5        | 97075-10045        | BOLT<br>PERNO                                | 4    | 4    |                       |
| 6        | 92995-10600        | WASHER<br>ARANDELA                           | 4    | 4    |                       |
| 7        | 97575-10535        | BOLT, WITH WASHER<br>PERNO CON ARANDELA      | 7    | 7    |                       |
| 8        | 93608-16M16        | PIN, DOWEL<br>PASADOR DE CLAVIJA             | 2    | 2    |                       |
| 9        | 6E5-42724-00       | GROMMET<br>TAPON                             | 1    | 1    |                       |
| 10       | 6CB-14750-00       | SILENCER ASSY<br>SILENCIADOR COMPLETO        | 1    | 1    |                       |
| 11       | 95875-06020        | BOLT, FLANGE<br>TORNILLO                     | 2    | 2    |                       |
| 12       | 6CB-14755-00       | GASKET, SILENCER<br>EMPAQUE DE SILENCIADOR   | 1    | 1    |                       |
| 13       | 6CB-42769-01       | SEAL, RUBBER<br>SELLO DE GOMA                | 1    | 1    |                       |
| 14       | 6CB-41132-00-9S    | MANIFOLD, EXHAUST<br>TUBO MULTIPLE DE ESCAPE | 1    | 1    |                       |
| 15       | 6CB-41134-00       | GASKET, EXHAUST MANIFOLD<br>EMPAQUE          | 1    | 1    |                       |
| 16       | 97575-08560        | BOLT, WITH WASHER<br>PERNO CON ARANDELA      | 4    | 4    |                       |
| 17       | 6CB-41138-00       | SEAL, EXT. 1<br>SELLO, ESCAPE 1              | 1    | 1    |                       |
| 18       | 6CB-41135-00       | GASKET, EXHAUST MANIFOLD<br>EMPAQUE          | 1    | 1    |                       |
| 19       | 6CE-45181-00-9S    | PLATE<br>PLACA                               | 1    | 1    |                       |
| 20       | 6CE-41136-00       | GASKET, EXHAUST MANIFOLD 4<br>EMPAQUE        | 1    | 1    |                       |
| 21       | 6CE-14711-00-9S    | MUFFLER 1<br>SILENCIADOR 1                   | 1    | 1    |                       |
| 22       | 97575-08535        | BOLT, WITH WASHER<br>PERNO CON ARANDELA      | 9    | 9    |                       |
| 23       | 93606-19M23        | PIN, DOWEL<br>PASADOR DE CLAVIJA             | 2    | 2    |                       |
| 24       | 6CE-45127-00       | SEAL<br>SELLO DE GOMA                        | 1    | 1    |                       |
| 25       | 6CE-45123-00       | GASKET, MUFFLER<br>EMPAQUE SILENCIADOR       | 1    | 1    |                       |
| 26       | 6CE-45111-00-8D    | CASING, UPPER<br>CAJA SUPERIOR               | 1    | 1    |                       |
| 27       | 6CB-45113-00       | GASKET, UPPER CASING<br>EMPAQUE              | 1    | 1    |                       |

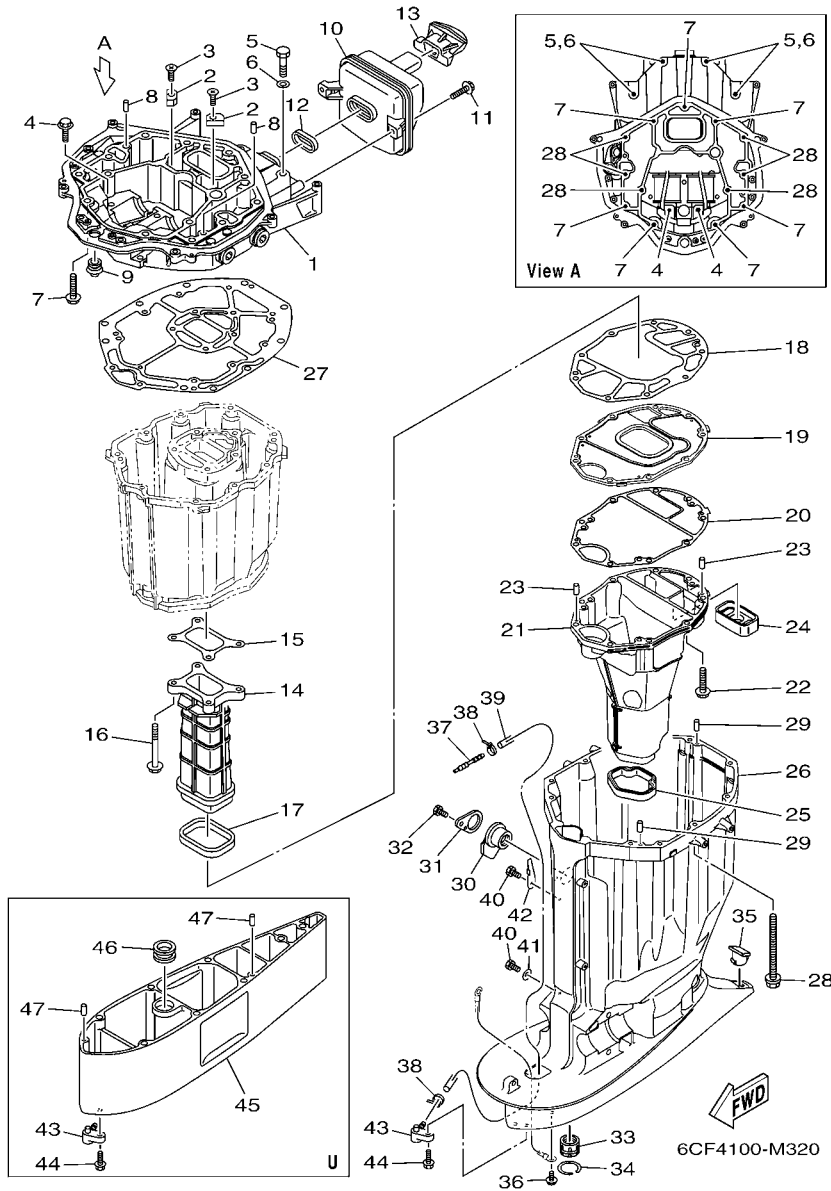


FIG. 32 UPPER CASING

FUNDA SUPERIOR

| REF. NO. | PART NO. CODIGO Nº | DESCRIPTION DESCRIPCION                            | 6CE4 | 6CF4 | REMARKS OBSERVACIONES |
|----------|--------------------|--|------|------|-----------------------|
| 28       | 90119-10007        | BOLT, WITH WASHER<br>TORNILLO CON ARANDELA         | 6    | 6    |                       |
| 29       | 93608-16M16        | PIN, DOWEL<br>PASADOR DE CLAVIJA                   | 2    | 2    |                       |
| 30       | 6BB-15316-00       | DAMPER 1<br>AMORTIGUADOR 1                         | 1    | 1    |                       |
| 31       | 6BB-45152-01       | COVER, UPPER CASING 2<br>CUBIERTA FUNDA SUPERIOR 2 | 1    | 1    |                       |
| 32       | 97095-06012        | BOLT<br>PERNO                                      | 1    | 1    |                       |
| 33       | 69J-45318-01       | BUSHING, DRIVE SHAFT<br>BUJE, EJE DE MANDO         | 1    | 1    |                       |
| 34       | 93420-36M01        | CIRCLIP<br>SEGURO                                  | 1    | 1    |                       |
| 35       | 61A-45155-00       | CAP<br>TAPA  | 1    | 1    |                       |
| 36       | 95895-06010        | BOLT, FLANGE<br>TORNILLO DE REBORDE                | 1    | 1    |                       |
| 37       | 6E5-83558-00       | END, NIPPLE<br>EXTREMO DE NIPLE                    | 1    | 1    |                       |
| 38       | 90465-11M10        | CLAMP<br>BRIDA                                     | 2    | 2    |                       |
| 39       | 90445-07032        | HOSE (L1920)<br>MANGUERA (L1920)                   | 1    | 1    | X(25.3")<br>X(25.3")  |
|          | 90445-07033        | HOSE (L2050)<br>MANGUERA (L2050)                   | 1    | 1    | U(30.3")<br>U(30.3")  |
| 40       | 97095-06010        | BOLT<br>PERNO                                      | 2    | 2    |                       |
| 41       | 90201-06M02        | WASHER, PLATE<br>ARANDELA PLANA                    | 1    | 1    |                       |
| 42       | 90462-10061        | CLAMP<br>BRIDA                                     | 1    | 1    |                       |
| 43       | 63P-45379-00       | NIPPLE, HOSE<br>NIPLE DE MANGUERA                  | 1    | 1    |                       |
| 44       | 90119-06M18        | BOLT, WITH WASHER<br>TORNILLO CON ARANDELA         | 1    | 1    |                       |
| 45       | 6CE-45211-00-8D    | EXTENSION<br>EXTENSION                             | 1    | 1    | U(30.3")<br>U(30.3")  |
| 46       | 6AW-44366-00       | DAMPER, WATER SEAL 2<br>GOMA DEL SELLO DE AGUA 2   | 1    | 1    | U(30.3")<br>U(30.3")  |
| 47       | 93608-16M16        | PIN, DOWEL<br>PASADOR DE CLAVIJA                   | 2    | 2    | U(30.3")<br>U(30.3")  |

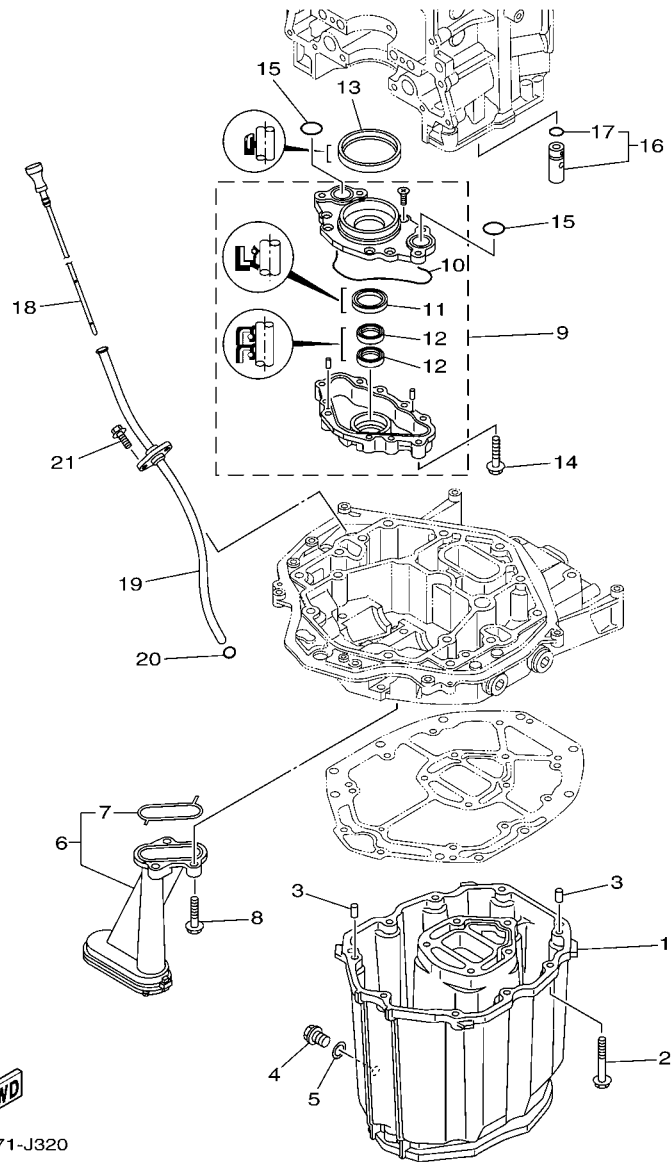
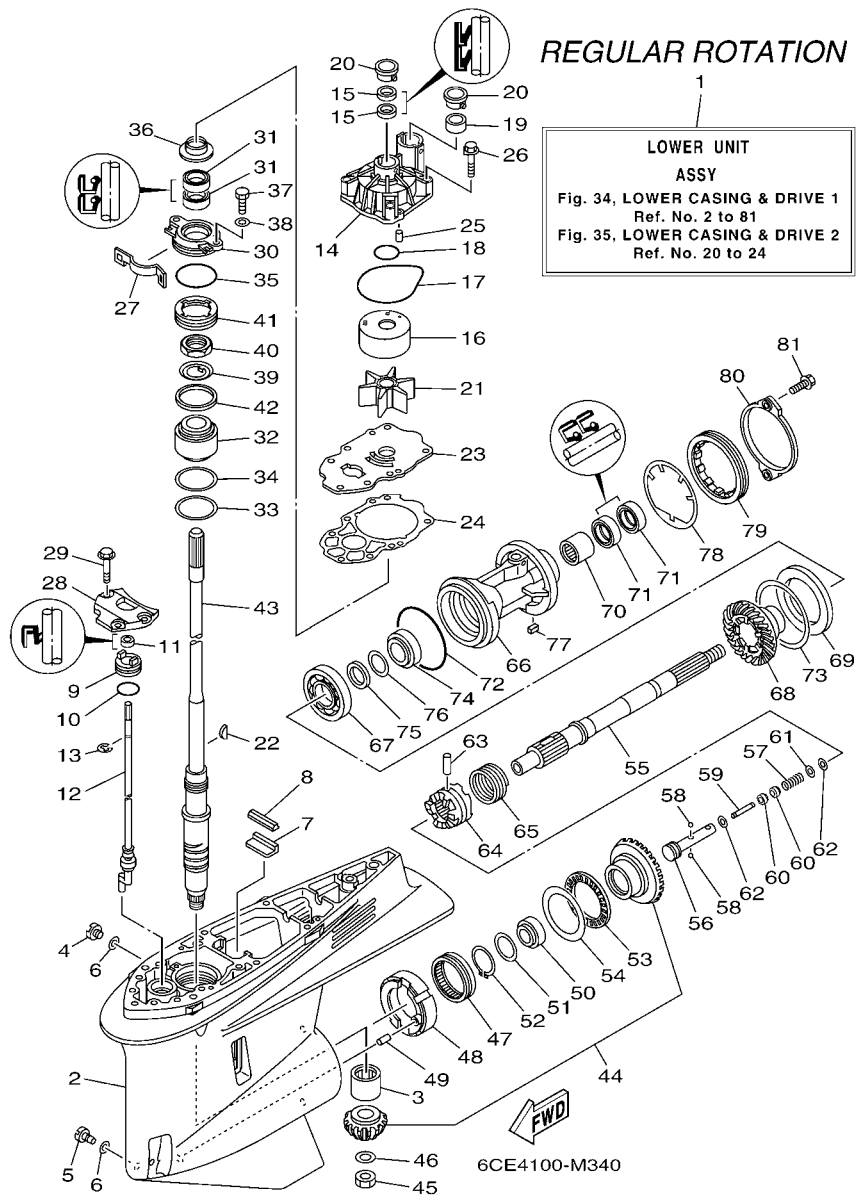


FIG. 33 OIL PAN

OIL PAN

| REF. NO. | PART NO. CODIGO Nº | DESCRIPTION DESCRIPCION                       | 6CE4 | 6CF4 | REMARKS OBSERVACIONES |
|----------|--------------------|---|------|------|-----------------------|
| 1        | 6CB-15311-00-CA    | OIL PAN<br>BANDEJA DE ACEITE                  | 1    | 1    |                       |
| 2        | 97575-08535        | BOLT, WITH WASHER<br>PERNO CON ARANDELA       | 10   | 10   |                       |
| 3        | 93608-16M16        | PIN, DOWEL<br>PASADOR DE CLAVIJA              | 2    | 2    |                       |
| 4        | 90340-14M06        | PLUG, STRAIGHT SCREW<br>TORNILLO, DE DRENAJE  | 1    | 1    |                       |
| 5        | 90430-14M09        | GASKET<br>JUNTA                               | 1    | 1    |                       |
| 6        | 6CB-13411-00       | STRAINER, OIL<br>FILTRO DE ACEITE             | 1    | 1    |                       |
| 7        | 6AW-13415-00       | .SEAL, OIL STRAINER<br>.SELLO COLADOR ACEITE  | 1    | 1    |                       |
| 8        | 95812-06025        | BOLT, FLANGE<br>TORNILLO DE REBORDE           | 3    | 3    |                       |
| 9        | 6CB-13300-00       | OIL PUMP ASSY<br>BOMBA DE ACEITE COMPLETA     | 1    | 1    |                       |
| 10       | 6CB-13329-00       | .GASKET, PUMP COVER<br>.EMPAQUE TAPA DE BOMBA | 1    | 1    |                       |
| 11       | 6AW-13119-00       | .OIL SEAL<br>.SELLO ACEITE                    | 1    | 1    |                       |
| 12       | 69J-13631-00       | .OIL SEAL<br>.SELLO ACEITE                    | 2    | 2    |                       |
| 13       | 6CB-11355-00       | SEAL, CYLINDER 1<br>RETEN ACEITE CILINDRO 1   | 1    | 1    |                       |
| 14       | 95875-06040        | BOLT, FLANGE<br>TORNILLO                      | 4    | 4    |                       |
| 15       | 93210-26658        | O-RING<br>ANILLO O                            | 2    | 2    |                       |
| 16       | 6CB-13490-00       | RELIEF VALVE ASSY<br>VALVELA DE DESCOMPRESION | 1    | 1    |                       |
| 17       | 6CB-13473-00       | .O-RING<br>.ANILLO O                          | 1    | 1    |                       |
| 18       | 6CB-15362-00       | PLUG, OIL LEVEL<br>TAPON DEL NIVEL DE ACEITE  | 1    | 1    |                       |
| 19       | 6CB-15377-00       | GUIDE, INLET<br>GUIA DE ENTRADA               | 1    | 1    |                       |
| 20       | 93210-19MJ3        | O-RING<br>ANILLO O                            | 1    | 1    |                       |
| 21       | 95875-06016        | BOLT, FLANGE<br>TORNILLO                      | 2    | 2    |                       |



**FIG. 34 LOWER CASING & DRIVE 1 IMPULSOR E INFERIOR 1**

| REF. NO. | PART NO. CODIGO Nº | DESCRIPTION DESCRIPCION                                  | 6CE4 | 6CF4 | REMARKS OBSERVACIONES |
|----------|--------------------|--|------|------|-----------------------|
| 1        | 6CE-45300-00-8D    | LOWER UNIT ASSY<br>CONJUNTO UNIDAD INFERIOR              | 1    |      | X(25.3")<br>X(25.3")  |
|          | 6CE-45300-10-8D    | LOWER UNIT ASSY<br>CONJUNTO UNIDAD INFERIOR              | 1    |      | U(30.3")<br>U(30.3")  |
| 2        | 6CE-45301-00-8D    | CASING, LOWER<br>FUNDA INFERIOR COMPLETA                 | 1    |      |                       |
| 3        | 93311-83280        | BEARING<br>COJINETE DE RODILLOS                          | 1    |      |                       |
| 4        | 90340-08002        | PLUG, STRAIGHT SCREW<br>TORNILLO, DE DRENAJE             | 1    |      |                       |
| 5        | 688-45341-10       | PLUG, DRAIN<br>TAPON, DREN                               | 1    |      |                       |
| 6        | 90430-08020        | GASKET<br>JUNTA  | 2    |      |                       |
| 7        | 663-45376-00       | GUIDE, SEAL DAMPER<br>GUIA DE SELLO GOMA                 | 1    |      |                       |
| 8        | 6CE-45375-00       | DAMPER, SEAL<br>GOMA DE SELLO                            | 1    |      |                       |
| 9        | 65N-45321-00       | PLATE<br>PLACA   | 1    |      |                       |
| 10       | 93210-33M49        | O-RING<br>ANILLO O                                       | 1    |      |                       |
| 11       | 93106-09014        | OIL SEAL<br>SELLO ACEITE                                 | 1    |      |                       |
| 12       | 6CE-44150-00       | SHIFT CAM ASSY<br>CONJUNTO EJE LEVA COMPL.               | 1    |      |                       |
| 13       | 99001-08600        | CIRCLIP<br>PRESILLA REDONDA                              | 1    |      |                       |
| 14       | 6CE-44311-01       | HOUSING, WATER PUMP<br>CAJA BOMBA DE AGUA                | 1    |      |                       |
| 15       | 93104-22M07        | OIL SEAL<br>SELLO ACEITE                                 | 2    |      |                       |
| 16       | 6AW-44322-00       | INSERT, CARTRIDGE<br>CARTUCHO                            | 1    |      |                       |
| 17       | 93210-94003        | O-RING<br>ANILLO O                                       | 1    |      |                       |
| 18       | 93210-37160        | O-RING<br>ANILLO O                                       | 1    |      |                       |
| 19       | 6AW-44365-00       | DAMPER, WATER SEAL 1<br>HULE DE SELLO DE AGUA 1          | 1    |      |                       |
| 20       | 6AW-44312-00       | COVER, WATER PUMP HOUSING<br>CUBIERTA CAJA BOMBA DE AGUA | 2    |      |                       |
| 21       | 6CE-44352-00       | IMPELLER<br>IMPULSOR                                     | 1    |      |                       |
| 22       | 90280-04002        | KEY, WOODRUFF<br>CUNA WOODRUFF                           | 1    |      |                       |
| 23       | 6CE-44323-00       | OUTER PLATE, CARTRIDGE<br>PLACA EXTERIOR DEL CARTUCHO    | 1    |      |                       |
| 24       | 6CE-44315-00       | GASKET, WATER PUMP<br>EMPAQUE                            | 1    |      |                       |
| 25       | 93606-12019        | PIN, DOWEL<br>PASADOR DE CLAVIJA                         | 2    |      |                       |
| 26       | 90119-08M14        | BOLT, WITH WASHER<br>TORNILLO CON ARANDELA               | 4    |      |                       |

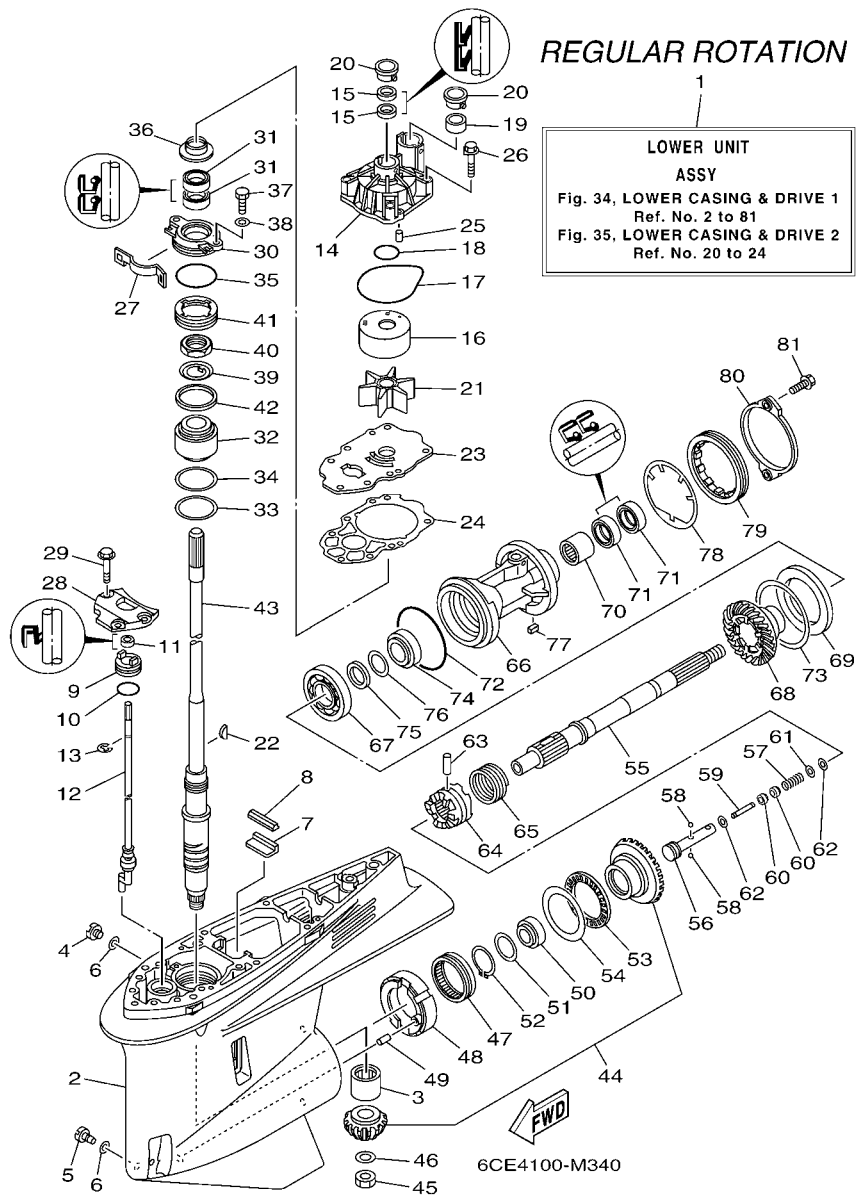


FIG. 34 LOWER CASING & DRIVE 1 IMPULSOR E INFERIOR 1

| REF. NO. | PART NO. CODIGO Nº | DESCRIPTION DESCRIPCION                                  | 6CE4 | 6CF4 | REMARKS OBSERVACIONES |
|----------|--------------------|--|------|------|-----------------------|
| 27       | 6AW-45723-00       | PLATE, SEAL<br>PLACA DE SELLO                            | 1    |      |                       |
| 28       | 6CB-44312-00       | COVER, WATER PUMP HOUSING<br>CUBIERTA CAJA BOMBA DE AGUA | 1    |      |                       |
| 29       | 90119-08M32        | BOLT, WITH WASHER<br>TORNILLO CON ARANDELA               | 3    |      |                       |
| 30       | 6CE-45335-00-9S    | HOUSING, OIL SEAL<br>CAJA DEL SELLO DE ACEITE            | 1    |      |                       |
| 31       | 93101-28M16        | OIL SEAL<br>SELLO ACEITE                                 | 2    |      |                       |
| 32       | 93399-99966        | BEARING<br>COJINETE                                      | 1    |      |                       |
| 33       | 90201-62008        | WASHER, PLATE<br>ARANDELA PLANA                          | 1    |      |                       |
| 34       | 6CE-45587-00       | SHIM (T:0.10MM)<br>LAINA (T:0.10MM)                      | 1    |      | UR                    |
|          | 6CE-45587-10       | SHIM (T:0.12MM)<br>LAINA (T:0.12MM)                      | 1    |      | UR                    |
|          | 6CE-45587-20       | SHIM (T:0.15MM)<br>LAINA (T:0.15MM)                      | 1    |      | UR                    |
|          | 6CE-45587-30       | SHIM (T:0.18MM)<br>LAINA (T:0.18MM)                      | 1    |      | UR                    |
|          | 6CE-45587-40       | SHIM (T:0.30MM)<br>LAINA (T:0.30MM)                      | 1    |      | UR                    |
|          | 6CE-45587-50       | SHIM (T:0.40MM)<br>LAINA (T:0.40MM)                      | 1    |      | UR                    |
|          | 6CE-45587-60       | SHIM (T:0.50MM)<br>LAINA (T:0.50MM)                      | 1    |      | UR                    |
| 35       | 93210-64488        | O-RING<br>ANILLO O                                       | 1    |      |                       |
| 36       | 6AW-45344-00       | COVER, OIL SEAL<br>CUBIERTA SELLO ACEITE                 | 1    |      |                       |
| 37       | 97095-08020        | BOLT<br>PERNO  | 2    |      |                       |
| 38       | 92995-08600        | WASHER<br>ARANDELA                                       | 2    |      |                       |
| 39       | 90214-30003        | WASHER, CLAW<br>ARANDELA DE POSICION                     | 1    |      |                       |
| 40       | 90170-30M18        | NUT<br>TUERCA  | 1    |      |                       |
| 41       | 6CE-45244-00       | NUT<br>TUERCA  | 1    |      |                       |
| 42       | 6CE-45539-00       | SPACER 2<br>ESPACIADOR 2                                 | 1    |      |                       |
| 43       | 6CE-45501-00       | DRIVE SHAFT COMP.<br>EJE DE MANDO COMPL.                 | 1    |      | X(25.3")<br>X(25.3")  |
|          | 6CE-45501-10       | DRIVE SHAFT COMP.<br>EJE DE MANDO COMPL.                 | 1    |      | U(30.3")<br>U(30.3")  |
| 44       | 6CE-45550-00       | GEAR SET<br>JUEGO DE ENGRANE                             | 1    |      |                       |
| 45       | 90170-16M19        | NUT<br>TUERCA  | 1    |      |                       |
| 46       | 90201-16M00        | WASHER, PLATE<br>ARANDELA PLANA                          | 1    |      |                       |

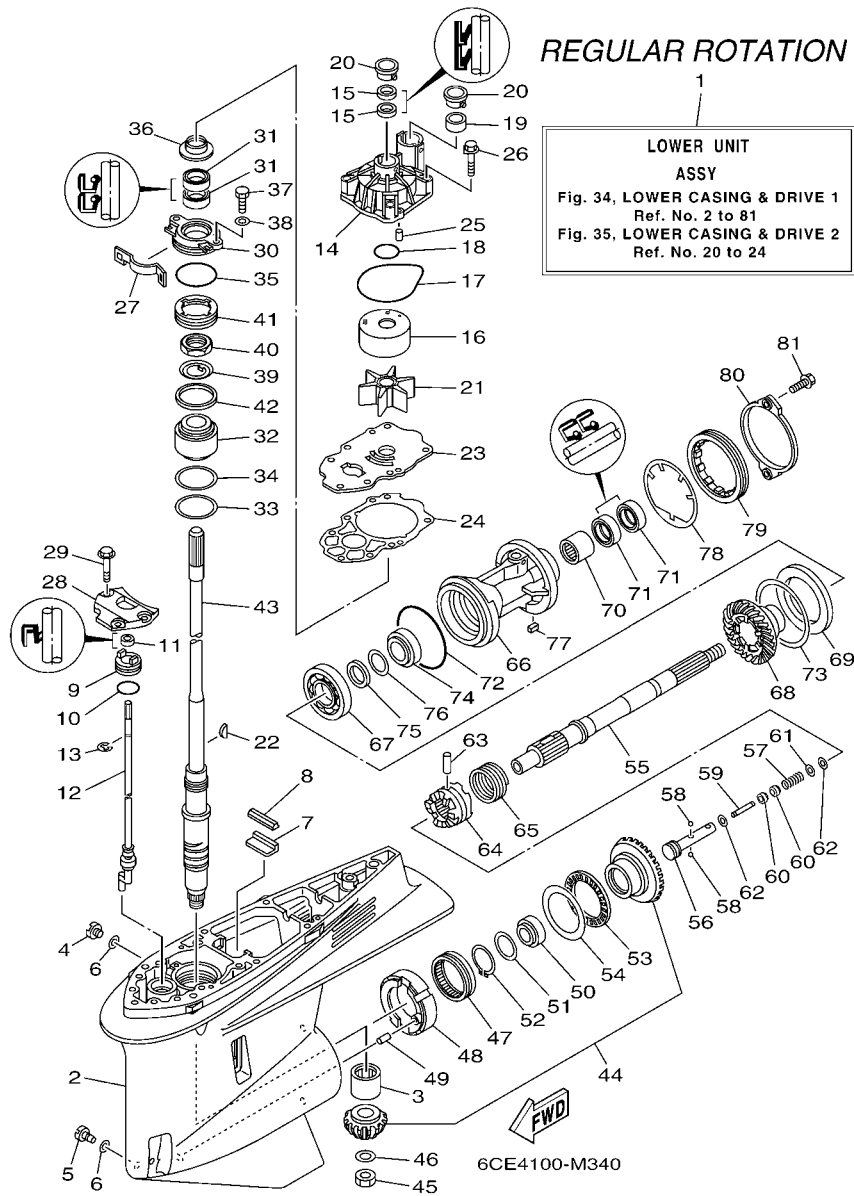
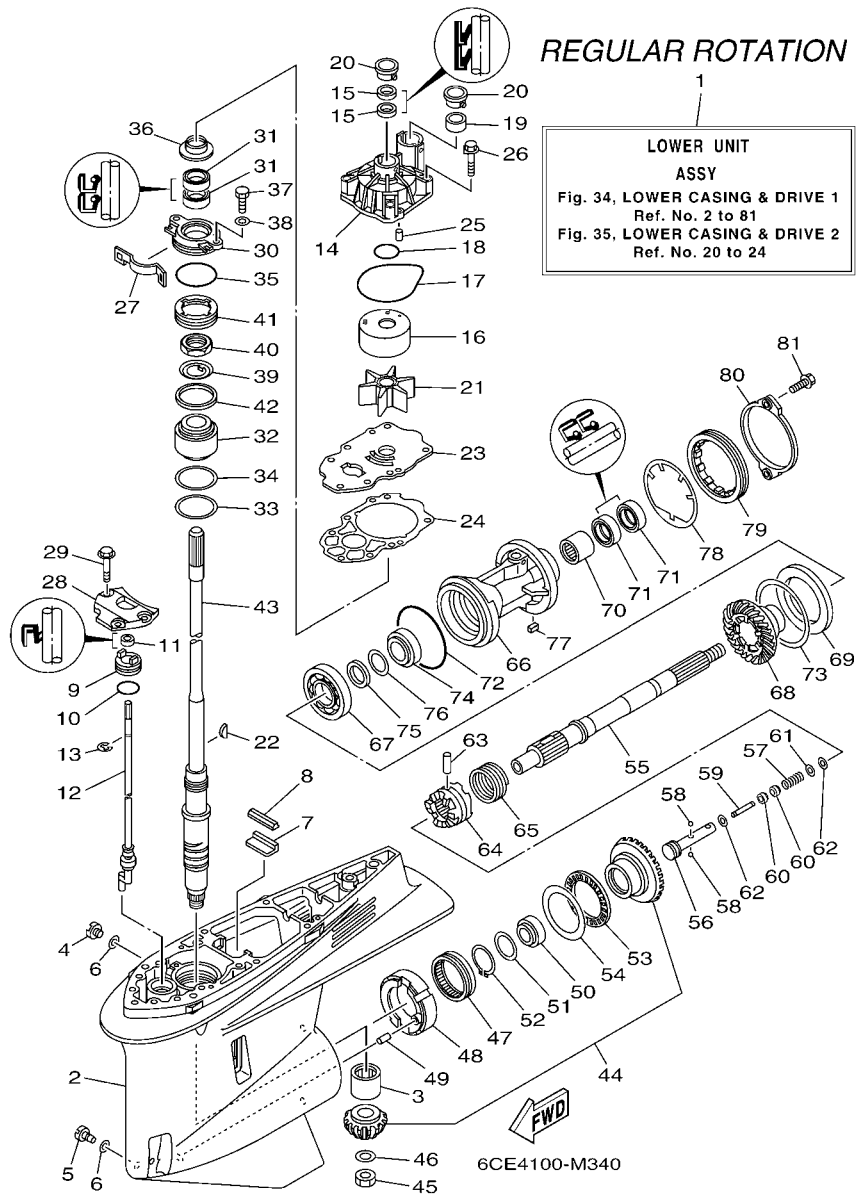


FIG. 34 LOWER CASING & DRIVE 1 IMPULSOR E INFERIOR 1

| REF. NO. | PART NO. CODIGO Nº | DESCRIPTION DESCRIPCION                     | 6CE4 | 6CF4 | REMARKS OBSERVACIONES   |
|----------|--------------------|---|------|------|-------------------------|
| 47       | 93311-85894        | BEARING<br>COJINETE DE RODILLOS             | 1    |      |                         |
| 48       | 6CB-45824-00       | ADAPTER<br>ADAPTADOR                        | 1    |      |                         |
| 49       | 93608-16M16        | PIN, DOWEL<br>PASADOR DE CLAVIJA            | 1    |      |                         |
| 50       | 93332-000A4        | BEARING<br>COJINETE                         | 1    |      |                         |
| 51       | 90201-41008        | WASHER, PLATE<br>ARANDELA PLANA             | 1    |      |                         |
| 52       | 99009-47500        | CIRCLIP<br>PRESILLA REDONDA                 | 1    |      |                         |
| 53       | 93340-67011        | BEARING<br>COJINETES CON RODAMIENTOS        | 1    |      |                         |
| 54       | 6CB-45567-00       | SHIM (T:2.00MM)<br>LAINA (T:2.00MM)         | 1    |      | UR                      |
|          | 6CB-45567-10       | SHIM (T:2.03MM)<br>LAINA (T:2.03MM)         | 1    |      | UR                      |
|          | 6CB-45567-20       | SHIM (T:2.06MM)<br>LAINA (T:2.06MM)         | 1    |      | UR                      |
|          | 6CB-45567-30       | SHIM (T:2.09MM)<br>LAINA (T:2.09MM)         | 1    |      | UR                      |
|          | 6CB-45567-40       | SHIM (T:2.12MM)<br>LAINA (T:2.12MM)         | 1    |      | UR                      |
|          | 6CB-45567-50       | SHIM (T:2.15MM)<br>LAINA (T:2.15MM)         | 1    |      | UR                      |
| 55       | 6CB-45611-00       | SHAFT, PROPELLER<br>EJE PROPUSOR            | 1    |      |                         |
| 56       | 6CB-45634-00       | SLIDE, SHIFT<br>DESILIZADOR, CAMBIO         | 1    |      |                         |
| 57       | 90501-10M77        | SPRING, COMPRESION<br>RESORTE DE COMPRESION | 1    |      |                         |
| 58       | 93501-04011        | BALL<br>BOLA                                | 2    |      |                         |
| 59       | 6H1-45668-00       | SHAFT, FREE 1<br>EJE 1                      | 1    |      |                         |
| 60       | 61A-45635-00       | PLUNGER, SHIFT<br>EMBOLO DE CAMBIO          | 2    |      |                         |
| 61       | 90201-02M00        | WASHER, PLATE<br>ARANDELA PLANA             | 1    |      |                         |
| 62       | 90183-02M03        | NUT, SPRING<br>TUERCA DE RESORTE            | 2    |      |                         |
| 63       | 90250-08M07        | PIN, STRAIGHT<br>PASADOR CILINDRICO         | 1    |      |                         |
| 64       | 6CE-45631-00       | CLUTCH, DOG<br>EMBRAGUE DE GARRA            | 1    |      |                         |
| 65       | 6E5-45633-01       | RING, CROSS PIN<br>ANILLO DE PASADOR        | 1    |      |                         |
| 66       | 6CB-45332-00-CA    | HOUSING, BEARING<br>CAJA BALERO 2           | 1    |      | Go to P/N:PE0-OM-140003 |
| 67       | 93306-209U0        | BEARING<br>COJINETE                         | 1    |      |                         |
| 68       | 6CE-45571-00       | GEAR 2 (21T)<br>ENGRANAJE 2 (21T)           | 1    |      |                         |



**FIG. 34 LOWER CASING & DRIVE 1      IMPULSOR E INFERIOR 1**

| REF. NO. | PART NO. CODIGO Nº | DESCRIPTION DESCRIPCION                        | 6CE4 | 6CF4 | REMARKS OBSERVACIONES   |
|----------|--------------------|--|------|------|-------------------------|
| 69       | 6CB-45576-00       | WASHER, THRUST 2<br>ARANDELA DE EMPUJE AXIAL 2 | 1    |      |                         |
| 70       | 93315-43061        | BEARING<br>COJINETE DE RODILLOS                | 1    |      |                         |
| 71       | 93101-30M17        | OIL SEAL<br>SELLO ACEITE                       | 2    |      | Go to P/N:PE0-OM-140003 |
| 72       | 93211-02001        | O-RING<br>ANILLO O                             | 1    |      |                         |
| 73       | 6CB-45577-00       | SHIM (T:0.10MM)<br>LAINA (T:0.10MM)            | 1    |      | UR<br>UR                |
| -----    |                    |  |      |      |                         |
|          | 6CB-45577-10       | SHIM (T:0.12MM)<br>LAINA (T:0.12MM)            | 1    |      | UR<br>UR                |
|          | 6CB-45577-20       | SHIM (T:0.15MM)<br>LAINA (T:0.15MM)            | 1    |      | UR<br>UR                |
|          | 6CB-45577-30       | SHIM (T:0.18MM)<br>LAINA (T:0.18MM)            | 1    |      | UR<br>UR                |
|          | 6CB-45577-40       | SHIM (T:0.30MM)<br>LAINA (T:0.30MM)            | 1    |      | UR<br>UR                |
|          | 6CB-45577-50       | SHIM (T:0.40MM)<br>LAINA (T:0.40MM)            | 1    |      | UR<br>UR                |
| -----    |                    |  |      |      |                         |
|          | 6CB-45577-60       | SHIM (T:0.50MM)<br>LAINA (T:0.50MM)            | 1    |      | UR<br>UR                |
| 74       | 93332-000A5        | BEARING<br>COJINETE                            | 1    |      |                         |
| 75       | 90201-32008        | WASHER, PLATE<br>ARANDELA PLANA                | 1    |      |                         |
| 76       | 676-45567-00       | SHIM (T:0.7MM)<br>LAINA (T:0.7MM)              | 1    |      | UR<br>UR                |
|          | 676-45567-10       | SHIM (T:0.8MM)<br>LAINA (T:0.8MM)              | 1    |      | UR<br>UR                |
| -----    |                    |  |      |      |                         |
|          | 676-45567-20       | SHIM (T:0.9MM)<br>LAINA (T:0.9MM)              | 1    |      | UR<br>UR                |
|          | 676-45567-30       | SHIM (T:1.0MM)<br>LAINA (T:1.0MM)              | 1    |      | UR<br>UR                |
|          | 676-45567-40       | SHIM (T:1.1MM)<br>LAINA (T:1.1MM)              | 1    |      | UR<br>UR                |
|          | 676-45567-50       | SHIM (T:1.2MM)<br>LAINA (T:1.2MM)              | 1    |      | UR<br>UR                |
| 77       | 90282-05008        | KEY, STRAIGHT<br>CHAVETA, RECTA                | 1    |      |                         |
| -----    |                    |  |      |      |                         |
| 78       | 6CB-45383-00       | WASHER, CLAW<br>ARANDELA DE UNA                | 1    |      |                         |
| 79       | 6CB-45384-00       | NUT<br>TUERCA                                  | 1    |      |                         |
| 80       | 6CE-45361-10       | CAP, LOWER CASING<br>FUNDA INFERIOR            | 1    |      |                         |
| 81       | 90105-08M61        | BOLT, FLANGE<br>TORNILLO                       | 2    |      |                         |
| -----    |                    |  |      |      |                         |



# PARTS NEWS

News No. PE0-OM-140003(1/3)

Date:2014/4/24

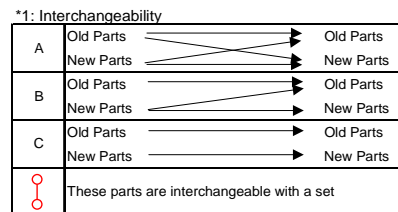
Signature:S.Ishibashi

Cause :  Revision Notice  Correction  Sales Unit Change  Others

|  |   |
|--|---|
| Model  | L(F)300CA, F(L)300BET / L(F)250CA, F(L)250DET / L(F)225CA, F(L)225FET |
| Subject  | PARTS CATALOGUE CORRECTIONS   |
| CATALOGUE NO.  | See the "List of Models and CATALOGUE No's below."                    |
| Time of YPEC Revision  | Text, Illustration --> May/23/2014                                    |
|  | PDF Replace --> May/23/2014   |
| (YPEC = Yamaha Parts Electrical Catalogue = Website parts catalogue) |   |

## Applicable Engine Serial No.

| MODEL NAME      | MODEL CODE | Applicable Engine Serial No. |
|-----------------|------------|------------------------------|
| F300CA, F300B   | 6CE4       | 6CE:1014017-                 |
| LF300CA, FL300B | 6CF4       | 6CF:1005310-                 |
| F250CA, F250D   | 6CG4       | 6CG:1006596-                 |
| LF250CA, FL250D | 6CH4       | 6CH:1001763-                 |
| F225CA, F225F   | 6CL4       | 6CL:1002383-                 |
| LF225CA, FL225F | 6CM4       | 6CM:1000527-                 |

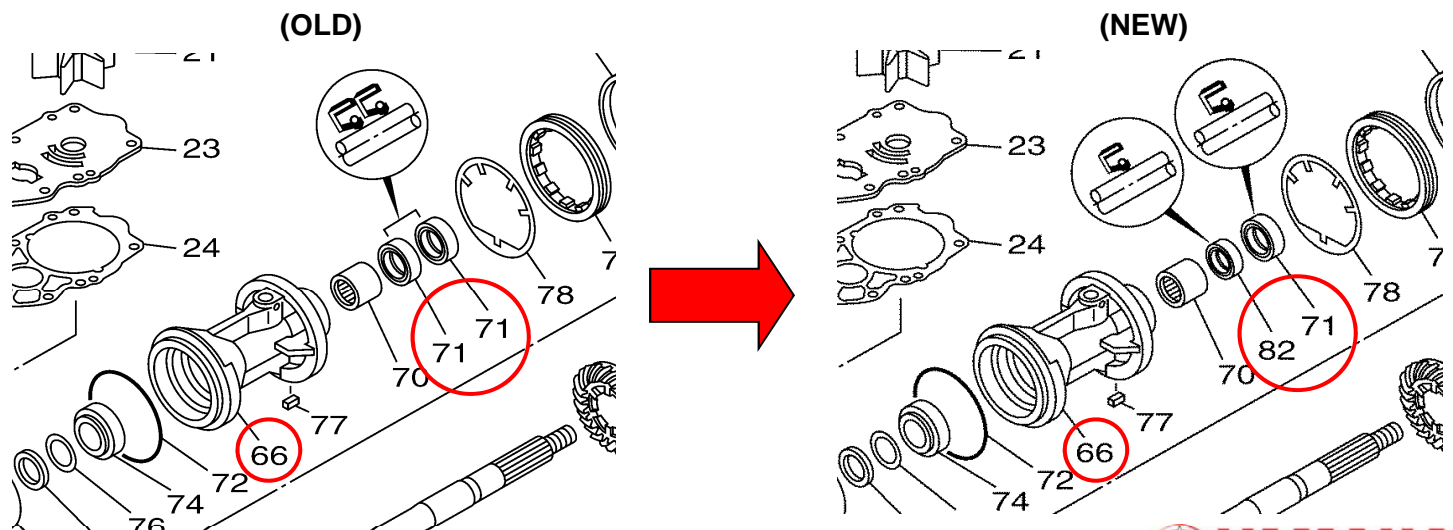


## LOWER CASING & DRIVE 1 \*6CE4/6CG4/6CL4

### 1. LIST CORRECTION

| Fig. No. | Ref. No. | OLD P/No.       | NEW P/No.       | PART NAME        | Q'TY  | *Interchangeability |                       |
|----------|----------|-----------------|-----------------|------------------|-------|---------------------|-----------------------|
|          |          |                 |                 |                  |       | REMARKS             |                       |
| *1       | 66       | 6CB-45332-00-CA | 6CE-45332-00-CA | HOUSING, BEARING | 1     | ⊕                   | *Part number revision |
|          | 71       | 93101-30M17     | 93101-30002     | OIL SEAL         | 2-->1 | ⊕                   | *Q'TY change          |
|          | 82       | -               | 93101-30004     | OIL SEAL         | 1     | ⊕                   | *Added Parts          |

### 2. ILLUSTRATION CORRECTION



Parts Manager Check

Service Manager Check

Parts Manager File

YAMAHA MOTOR CO.,LTD  
2500 Shingai Iwata Shizuoka 438-8501.Japan  
Technical Publication Dept.

# PARTS NEWS

News No. PE0-OM-140003(2/3)

Date:2014/4/24

Signature:S.Ishibashi

Cause :  Revision Notice  Correction  Sales Unit Change  Others

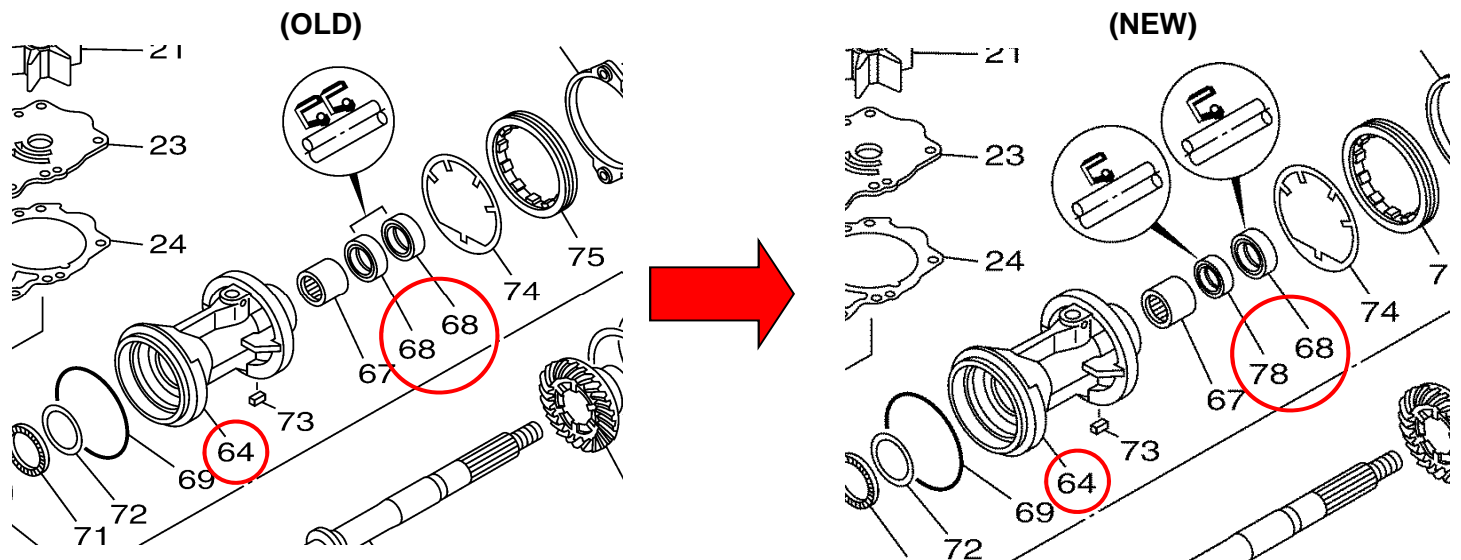
|  |   |
|--|---|
| Model  | L(F)300CA, F(L)300BET / L(F)250CA, F(L)250DET / L(F)225CA, F(L)225FET |
| Subject  | PARTS CATALOGUE CORRECTIONS   |
| CATALOGUE NO.  | See the"List of Models and CATALOGUE No's below."                     |
| Time of YPEC Revision  | Text, Illustration --> May/23/2014                                    |
|  | PDF Replace --> May/23/2014   |
| (YPEC = Yamaha Parts Electrical Catalogue = Website parts catalogue) |   |

## LOWER CASING & DRIVE 3 (1) \*6CF4/6CH4/6CM4

### 1. LIST CORRECTION

| Fig. No. | Ref. No. | OLD P/No.       | NEW P/No.              | PART NAME        | Q'TY  | *Interchangeability |                       |
|----------|----------|-----------------|------------------------|------------------|-------|---------------------|-----------------------|
|          |          |                 |                        |                  |       | REMARKS             |                       |
| *1       | 64       | 6CF-45332-00-CA | <b>6CF-45332-01-CA</b> | HOUSING, BEARING | 1     | ♀                   | *Part number revision |
|          | 68       | 93101-30M17     | <b>93101-30002</b>     | OIL SEAL         | 2-->1 | ♀                   | *Q'TY change          |
|          | 78       | -               | <b>93101-30004</b>     | <b>OIL SEAL</b>  | 1     | ♀                   | *Added Parts          |

### 2. ILLUSTRATION CORRECTION



### 3. LIST of Models and CATALOGUE No's.

The applicable MODELS, MODEL CODES, and CATALOGUE No's are as follows.

| MODEL NAME | MODEL CODE | MODEL YEAR | CATALOGUE NO. | Fig.No. *1 |
|------------|------------|------------|---------------|------------|
| F300CA     | 6CE4       | 2013       | 1M6CE-100E1   | 34         |
| LF300CA    | 6CF4       | 2013       | 1M6CF-100E1   | 34         |
| F300BET    | 6CE4       | 2013       | 1M6CE-700E1   | 34,36      |
| FL300BET   | 6CF4       |            |               |            |

Parts  
Manager  
Check

Service  
Manager  
Check

Parts  
Manager  
File

YAMAHA MOTOR CO.,LTD  
2500 Shingai Iwata Shizuoka 438-8501.Japan  
Technical Publication Dept.

# PARTS NEWS

News No. PE0-OM-140003(3/3)

Date:2014/4/24

Signature:S.Ishibashi

Cause :  Revision Notice  Correction  Sales Unit Change  Others

|  |   |
|--|---|
| Model  | L(F)300CA, F(L)300BET / L(F)250CA, F(L)250DET / L(F)225CA, F(L)225FET |
| Subject  | PARTS CATALOGUE CORRECTIONS   |
| CATALOGUE NO.  | See the"List of Models and CATALOGUE No's below."                     |
| Time of YPEC Revision Text, Illustration --> May/23/2014 PDF Replace --> May/23/2014<br>(YPEC = Yamaha Parts Electrical Catalogue = Website parts catalogue) |   |

### 3. LIST of Models and CATALOGUE No's.

The applicable MODELS, MODEL CODES, and CATALOGUE No's are as follows.

| MODEL NAME                                 | MODEL CODE                   | MODEL YEAR | CATALOGUE NO.              | Fig.No.<br>*1 |
|--|------------------------------|------------|----------------------------|---------------|
| F300BET<br>FL300BET                        | 6CE4<br>6CF4                 | 2013       | 1M6CE-300F1                | 34,36         |
| F300BET<br>FL300BET                        | 6CE4<br>6CF4                 | 2013       | 1M6CE-200S1                | 34,36         |
| F250CA<br>LF250CA                          | 6CG4<br>6CH4                 | 2013       | 1M6CG-100E1<br>1M6CH-100E1 | 34<br>34      |
| F250DET<br>FL250DET                        | 6CG4<br>6CH4                 | 2013       | 1M6CG-700E1                | 34,36         |
| F250DET<br>FL250DET                        | 6CG4<br>6CH4                 | 2013       | 1M6CG-300F1                | 34,36         |
| F250DET<br>FL250DET<br>F225FET<br>FL225FET | 6CG4<br>6CH4<br>6CL4<br>6CM4 | 2013       | 1M6CL-370E1                | 34,36         |
| F250DET<br>FL250DET                        | 6CG4<br>6CH4                 | 2013       | 1M6CG-200S1                | 34,36         |
| F225CA<br>LF225CA                          | 6CL4<br>6CM4                 | 2013       | 1M6CL-100E1<br>1M6CM-100E1 | 34<br>34      |
| F225FET<br>FL225FET                        | 6CL4<br>6CM4                 | 2013       | 1M6CL-700E1                | 34,36         |
| F225FET<br>FL225FET                        | 6CL4<br>6CM4                 | 2013       | 1M6CL-300F1                | 34,36         |
| F225FET<br>FL225FET                        | 6CL4<br>6CM4                 | 2013       | 1M6CL-200S1                | 34,36         |

Thank you very much for your cooperation.

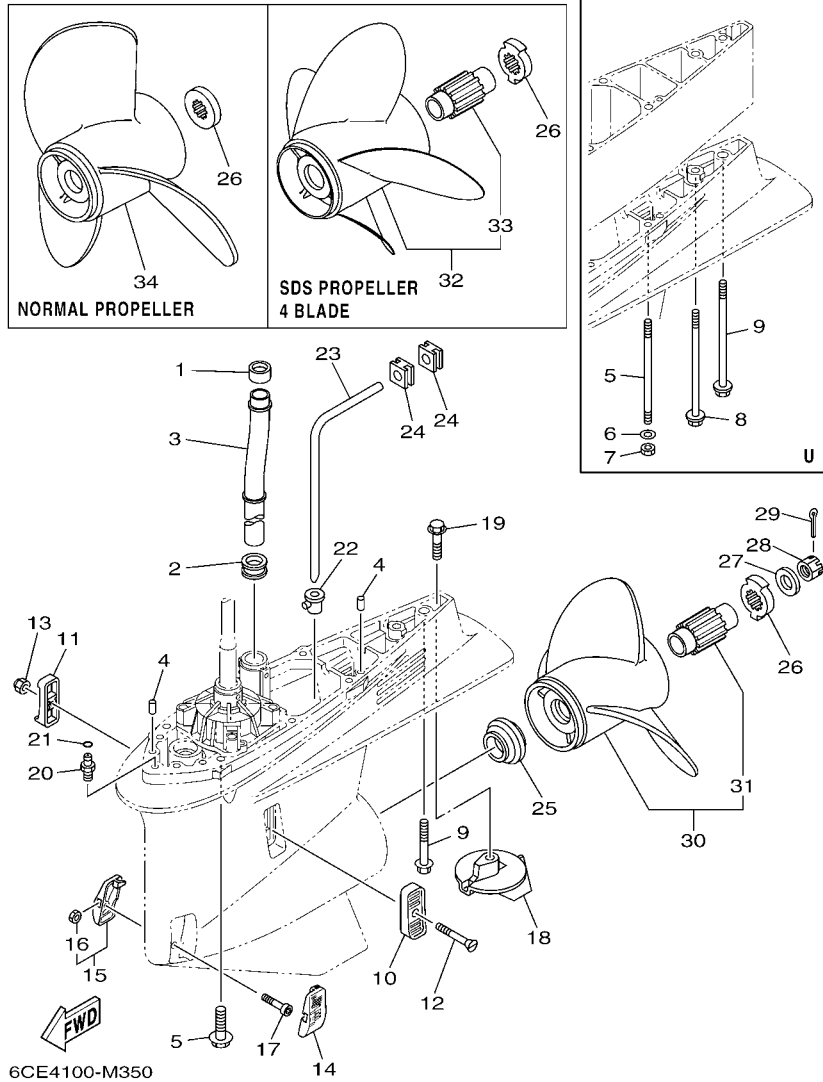
Parts  
Manager  
Check

Service  
Manager  
Check

Parts  
Manager  
File

YAMAHA MOTOR CO.,LTD  
2500 Shingai Iwata Shizuoka 438-8501.Japan  
Technical Publication Dept.

REGULAR ROTATION



6CE4100-M350

FIG. 35 LOWER CASING & DRIVE 2 IMPULSOR E INFERIOR 2

| REF. NO. | PART NO. CODIGO Nº | DESCRIPTION DESCRIPCION                          | 6CE4 | 6CF4 | REMARKS OBSERVACIONES |
|----------|--------------------|--|------|------|-----------------------|
| 1        | 6AW-44365-00       | DAMPER, WATER SEAL 1<br>HULE DE SELLO DE AGUA 1  | 1    |      |                       |
| 2        | 6AW-44366-00       | DAMPER, WATER SEAL 2<br>GOMA DEL SELLO DE AGUA 2 | 1    |      |                       |
| 3        | 6CE-44361-00       | TUBE, WATER 1<br>TUBO DE AGUA 1                  | 1    |      | X(25.3")<br>X(25.3")  |
|          | 6CE-44361-10       | TUBE, WATER 1<br>TUBO DE AGUA 1                  | 1    |      | U(30.3")<br>U(30.3")  |
| 4        | 93608-16M16        | PIN, DOWEL<br>PASADOR DE CLAVIJA                 | 2    |      |                       |
| 5        | 90119-10038        | BOLT, WITH WASHER<br>TORNILLO CON ARANDELA       | 7    |      | X(25.3")<br>X(25.3")  |
|          | 90116-10041        | BOLT, STUD<br>ESPARRAGO                          | 6    |      | U(30.3")<br>U(30.3")  |
| 6        | 90201-10048        | WASHER, PLATE<br>ARANDELA PLANA                  | 6    |      | U(30.3")<br>U(30.3")  |
| 7        | 90170-10009        | NUT<br>TUERCA                                    | 6    |      | U(30.3")<br>U(30.3")  |
| 8        | 90119-10009        | BOLT, WITH WASHER<br>TORNILLO CON ARANDELA       | 1    |      | U(30.3")<br>U(30.3")  |
| 9        | 97575-10570        | BOLT, WITH WASHER<br>PERNO CON ARANDELA          | 1    |      | X(25.3")<br>X(25.3")  |
|          | 90119-10008        | BOLT, WITH WASHER<br>TORNILLO CON ARANDELA       | 1    |      | U(30.3")<br>U(30.3")  |
| 10       | 6P2-45214-00       | COVER, WATER INLET 1<br>CUBIERTA ENTRADA AGUA 1  | 1    |      |                       |
| 11       | 6P2-45215-00       | COVER, WATER INLET 2<br>CUBIERTA ENTRADA AGUA 2  | 1    |      |                       |
| 12       | 90152-05M08        | SCREW, COUNTERSUNK<br>TORNILLO EMBUTIDO          | 1    |      |                       |
| 13       | 90185-05002        | NUT, NYLON<br>TUERCA AUTOBLOCANTE                | 1    |      |                       |
| 14       | 6CE-45224-00       | COVER, WATER INLET 3<br>CUBIERTA, ENTRADA AGUA 3 | 1    |      |                       |
| 15       | 6CE-45225-00       | COVER, WATER INLET 4<br>CUBIERTA, ENTRADA AGUA 4 | 1    |      |                       |
| 16       | 90185-05002        | NUT, NYLON<br>TUERCA AUTOBLOCANTE                | 1    |      |                       |
| 17       | 90110-05039        | BOLT, HEXAGON SOCKET HEAD<br>TORNILLO ALLEN      | 1    |      |                       |
| 18       | 61A-45371-00       | TAB-TRIM<br>QUILLA ESTABILIZADOR                 | 1    |      |                       |
| 19       | 90105-10M00        | BOLT, FLANGE<br>TORNILLO                         | 1    |      |                       |
| 20       | 63P-45378-00       | NIPPLE, HOSE<br>NIPLE MANGUERA                   | 1    |      |                       |
| 21       | 93210-07003        | O-RING<br>ANILLO O                               | 1    |      |                       |
| 22       | 6D0-44367-00       | DAMPER, WATER SEAL 3<br>GOMA DEL SELLO DE AGUA 3 | 1    |      |                       |
| 23       | 6D0-44362-01       | TUBE, WATER 2<br>TUBO DE AGUA 2                  | 1    |      |                       |
| 24       | 6D0-44366-00       | DAMPER, WATER SEAL 2<br>GOMA DEL SELLO DE AGUA 2 | 2    |      |                       |

REGULAR ROTATION

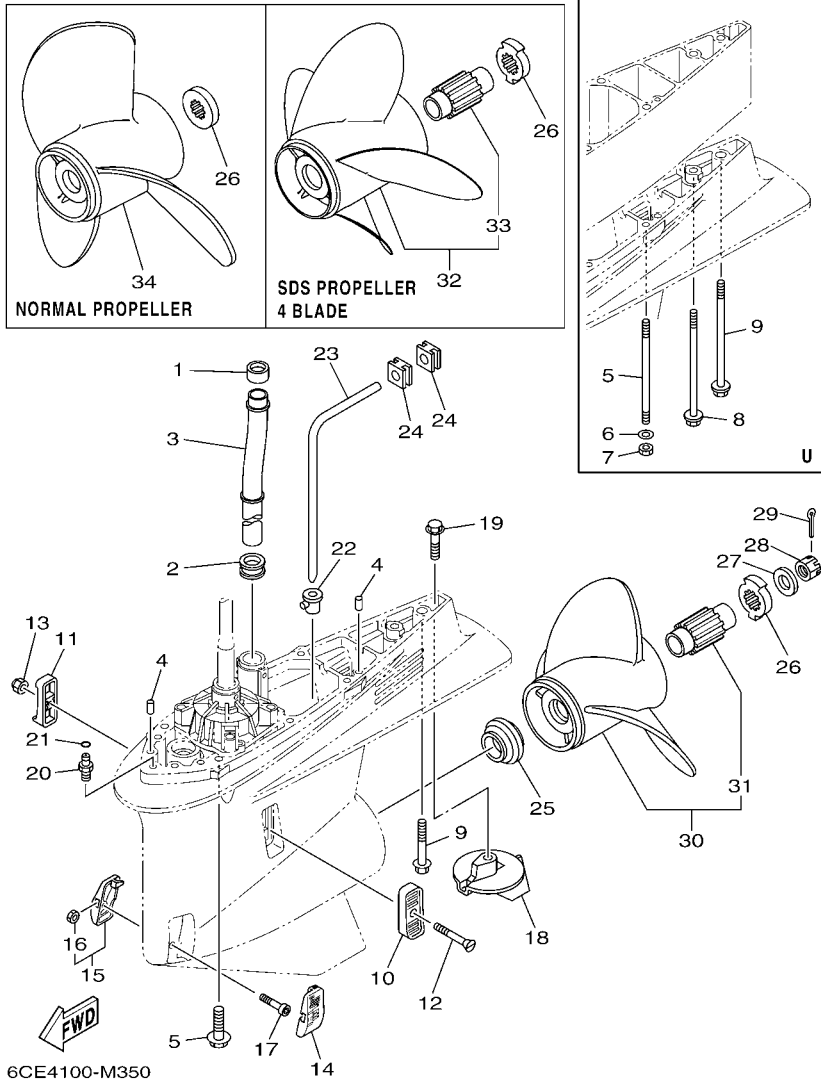
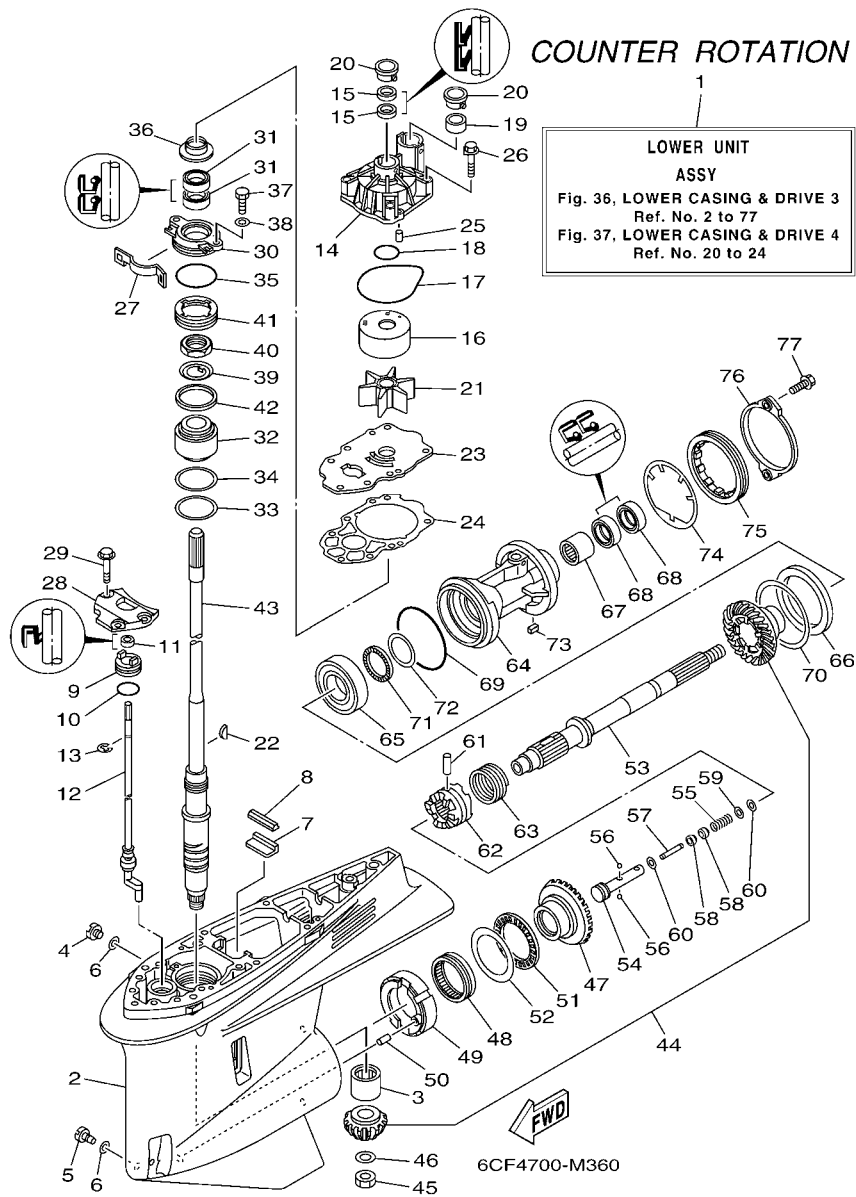


FIG. 35 LOWER CASING & DRIVE 2 IMPULSOR E INFERIOR 2

| REF. NO. | PART NO. CODIGO Nº | DESCRIPTION DESCRIPCION                                  | 6CE4 | 6CF4 | REMARKS OBSERVACIONES                |
|----------|--------------------|--|------|------|--------------------------------------|
| 25       | 69J-45987-00       | SPACER 1<br>ESPACIADOR 1                                 | 1    |      |                                      |
| 26       | 6CE-45997-00       | SPACER 2<br>ESPACIADOR 2                                 | 1    |      | FOR SDS PROP.<br>FOR SDS PROP.       |
|          | 688-45997-01       | SPACER 2<br>ESPACIADOR 2                                 | 1    |      | FOR NORMAL PROP.<br>FOR NORMAL PROP. |
| 27       | 92990-18200        | WASHER<br>ARANDELA PLANA                                 | 1    |      |                                      |
| 28       | 90171-18M04        | NUT, CASTLE<br>TUERCA ENTALLADA                          | 1    |      |                                      |
| 29       | 91490-40030        | PIN. COTTER<br>CHAVETA                                   | 1    |      |                                      |
| 30       | 6CE-45930-00       | PROPELLER (3X15-3/4"X13"-T)<br>PROPELA (3X15-3/4"X13"-T) | 1    |      | UR SDS 3 BLADE<br>UR SDS 3 BLADE     |
|          | 6CE-45970-10       | PROPELLER (3X15-1/4"X19"-T)<br>PROPELA (3X15-1/4"X19"-T) | 1    |      | UR SDS 3 BLADE<br>UR SDS 3 BLADE     |
|          | 6CE-45972-10       | PROPELLER (3X15"X21"-T)<br>PROPELA (3X15"X21"-T)         | 1    |      | UR SDS 3 BLADE<br>UR SDS 3 BLADE     |
|          | 6CE-45974-00       | PROPELLER (3X14-3/4"X23"-T)<br>PROPELA (3X14-3/4"X23"-T) | 1    |      | UR SDS 3 BLADE<br>UR SDS 3 BLADE     |
|          | 6CE-45976-00       | PROPELLER (3X15-3/4"X15"-T)<br>PROPELA (3X15-3/4"X15"-T) | 1    |      | UR SDS 3 BLADE<br>UR SDS 3 BLADE     |
|          | 6CE-45978-00       | PROPELLER (3X15-1/2"X17"-T)<br>PROPELA (3X15-1/2"X17"-T) | 1    |      | UR SDS 3 BLADE<br>UR SDS 3 BLADE     |
| 31       | 6CE-45C81-00       | .DAMPER RUBBER, PROPELLER 1<br>.AMORTIGUADOR PROPELA 1   | 1    |      |                                      |
| 32       | 6CE-45B70-00       | PROPELLER (4X15"X21"-T)<br>PROPELA (4X15"X21"-T)         | 1    |      | UR SDS 4 BLADE<br>UR SDS 4 BLADE     |
|          | 6CE-45B72-00       | PROPELLER (4X15"X22"-T)<br>PROPELA (4X15"X22"-T)         | 1    |      | UR SDS 4 BLADE<br>UR SDS 4 BLADE     |
|          | 6CE-45B74-00       | PROPELLER (4X15"X23"-T)<br>PROPELA (4X15"X23"-T)         | 1    |      | UR SDS 4 BLADE<br>UR SDS 4 BLADE     |
| 33       | 6CE-45C81-00       | .DAMPER RUBBER, PROPELLER 1<br>.AMORTIGUADOR PROPELA 1   | 1    |      |                                      |
| 34       | 6D0-45970-10       | PROPELLER (3X15-1/4"X19"-T)<br>PROPELA (3X15-1/4"X19"-T) | 1    |      | UR NORMAL PROP.<br>UR NORMAL PROP.   |
|          | 6D0-45978-00       | PROPELLER (3X15-1/2"X17"-T)<br>PROPELA (3X15-1/2"X17"-T) | 1    |      | UR NORMAL PROP.<br>UR NORMAL PROP.   |



**FIG. 36 LOWER CASING & DRIVE 3 IMPULSOR E INFERIOR 3**

| REF. NO. | PART NO. CODIGO Nº | DESCRIPTION DESCRIPCION                                  | 6CE4 | 6CF4 | REMARKS OBSERVACIONES |
|----------|--------------------|--|------|------|-----------------------|
| 1        | 6CF-45300-00-8D    | LOWER UNIT ASSY<br>CONJUNTO UNIDAD INFERIOR              |      | 1    | X(25.3")<br>X(25.3")  |
|          | 6CF-45300-10-8D    | LOWER UNIT ASSY<br>CONJUNTO UNIDAD INFERIOR              |      | 1    | U(30.3")<br>U(30.3")  |
| 2        | 6CE-45301-00-8D    | CASING, LOWER<br>FUNDA INFERIOR COMPLETA                 |      | 1    |                       |
| 3        | 93311-83280        | BEARING<br>COJINETE DE RODILLOS                          |      | 1    |                       |
| 4        | 90340-08002        | PLUG, STRAIGHT SCREW<br>TORNILLO, DE DRENAJE             |      | 1    |                       |
| 5        | 688-45341-10       | PLUG, DRAIN<br>TAPON, DREN                               |      | 1    |                       |
| 6        | 90430-08020        | GASKET<br>JUNTA  |      | 2    |                       |
| 7        | 663-45376-00       | GUIDE, SEAL DAMPER<br>GUIA DE SELLO GOMA                 |      | 1    |                       |
| 8        | 6CE-45375-00       | DAMPER, SEAL<br>GOMA DE SELLO                            |      | 1    |                       |
| 9        | 65N-45321-00       | PLATE<br>PLACA   |      | 1    |                       |
| 10       | 93210-33M49        | O-RING<br>ANILLO O                                       |      | 1    |                       |
| 11       | 93106-09014        | OIL SEAL<br>SELLO ACEITE                                 |      | 1    |                       |
| 12       | 6CF-44150-00       | SHIFT CAM ASSY<br>CONJUNTO EJE LEVA COMPL.               |      | 1    |                       |
| 13       | 99001-08600        | CIRCLIP<br>PRESILLA REDONDA                              |      | 1    |                       |
| 14       | 6CE-44311-01       | HOUSING, WATER PUMP<br>CAJA BOMBA DE AGUA                |      | 1    |                       |
| 15       | 93104-22M07        | OIL SEAL<br>SELLO ACEITE                                 |      | 2    |                       |
| 16       | 6AW-44322-00       | INSERT, CARTRIDGE<br>CARTUCHO                            |      | 1    |                       |
| 17       | 93210-94003        | O-RING<br>ANILLO O                                       |      | 1    |                       |
| 18       | 93210-37160        | O-RING<br>ANILLO O                                       |      | 1    |                       |
| 19       | 6AW-44365-00       | DAMPER, WATER SEAL 1<br>HULE DE SELLO DE AGUA 1          |      | 1    |                       |
| 20       | 6AW-44312-00       | COVER, WATER PUMP HOUSING<br>CUBIERTA CAJA BOMBA DE AGUA |      | 2    |                       |
| 21       | 6CE-44352-00       | IMPELLER<br>IMPULSOR                                     |      | 1    |                       |
| 22       | 90280-04002        | KEY, WOODRUFF<br>CUNA WOODRUFF                           |      | 1    |                       |
| 23       | 6CE-44323-00       | OUTER PLATE, CARTRIDGE<br>PLACA EXTERIOR DEL CARTUCHO    |      | 1    |                       |
| 24       | 6CE-44315-00       | GASKET, WATER PUMP<br>EMPAQUE                            |      | 1    |                       |
| 25       | 93606-12019        | PIN, DOWEL<br>PASADOR DE CLAVIJA                         |      | 2    |                       |
| 26       | 90119-08M14        | BOLT, WITH WASHER<br>TORNILLO CON ARANDELA               |      | 4    |                       |

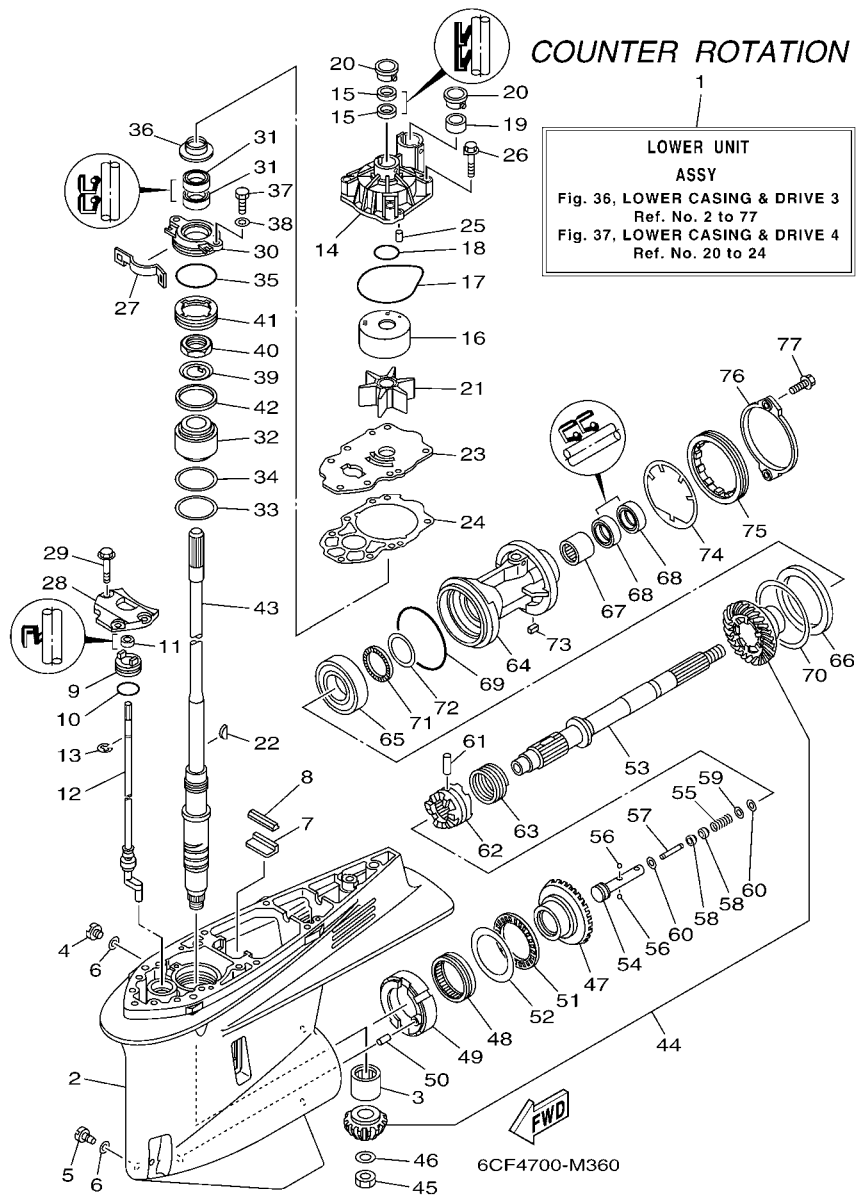


FIG. 36 LOWER CASING & DRIVE 3 IMPULSOR E INFERIOR 3

| REF. NO. | PART NO. CODIGO Nº | DESCRIPTION DESCRIPCION                                  | 6CE4 | 6CF4 | REMARKS OBSERVACIONES |
|----------|--------------------|--|------|------|-----------------------|
| 27       | 6AW-45723-00       | PLATE, SEAL<br>PLACA DE SELLO                            |      | 1    |                       |
| 28       | 6CB-44312-00       | COVER, WATER PUMP HOUSING<br>CUBIERTA CAJA BOMBA DE AGUA |      | 1    |                       |
| 29       | 90119-08M32        | BOLT, WITH WASHER<br>TORNILLO CON ARANDELA               |      | 3    |                       |
| 30       | 6CE-45335-00-9S    | HOUSING, OIL SEAL<br>CAJA DEL SELLO DE ACEITE            |      | 1    |                       |
| 31       | 93101-28M16        | OIL SEAL<br>SELLO ACEITE                                 |      | 2    |                       |
| 32       | 93399-99966        | BEARING<br>COJINETE                                      |      | 1    |                       |
| 33       | 90201-62008        | WASHER, PLATE<br>ARANDELA PLANA                          |      | 1    |                       |
| 34       | 6CE-45587-00       | SHIM (T:0.10MM)<br>LAINA (T:0.10MM)                      |      | 1    | UR                    |
|          | 6CE-45587-10       | SHIM (T:0.12MM)<br>LAINA (T:0.12MM)                      |      | 1    | UR                    |
|          | 6CE-45587-20       | SHIM (T:0.15MM)<br>LAINA (T:0.15MM)                      |      | 1    | UR                    |
|          | 6CE-45587-30       | SHIM (T:0.18MM)<br>LAINA (T:0.18MM)                      |      | 1    | UR                    |
|          | 6CE-45587-40       | SHIM (T:0.30MM)<br>LAINA (T:0.30MM)                      |      | 1    | UR                    |
|          | 6CE-45587-50       | SHIM (T:0.40MM)<br>LAINA (T:0.40MM)                      |      | 1    | UR                    |
|          | 6CE-45587-60       | SHIM (T:0.50MM)<br>LAINA (T:0.50MM)                      |      | 1    | UR                    |
| 35       | 93210-64488        | O-RING<br>ANILLO O                                       |      | 1    |                       |
| 36       | 6AW-45344-00       | COVER, OIL SEAL<br>CUBIERTA SELLO ACEITE                 |      | 1    |                       |
| 37       | 97095-08020        | BOLT<br>PERNO  |      | 2    |                       |
| 38       | 92995-08600        | WASHER<br>ARANDELA                                       |      | 2    |                       |
| 39       | 90214-30003        | WASHER, CLAW<br>ARANDELA DE POSICION                     |      | 1    |                       |
| 40       | 90170-30M18        | NUT<br>TUERCA  |      | 1    |                       |
| 41       | 6CE-45244-00       | NUT<br>TUERCA  |      | 1    |                       |
| 42       | 6CE-45539-00       | SPACER 2<br>ESPACIADOR 2                                 |      | 1    |                       |
| 43       | 6CE-45501-00       | DRIVE SHAFT COMP.<br>EJE DE MANDO COMPL.                 |      | 1    | X(25.3")<br>X(25.3")  |
|          | 6CE-45501-10       | DRIVE SHAFT COMP.<br>EJE DE MANDO COMPL.                 |      | 1    | U(30.3")<br>U(30.3")  |
| 44       | 6CF-45550-00       | GEAR SET<br>JUEGO DE ENGRANE                             |      | 1    |                       |
| 45       | 90170-16M19        | NUT<br>TUERCA  |      | 1    |                       |
| 46       | 90201-16M00        | WASHER, PLATE<br>ARANDELA PLANA                          |      | 1    |                       |

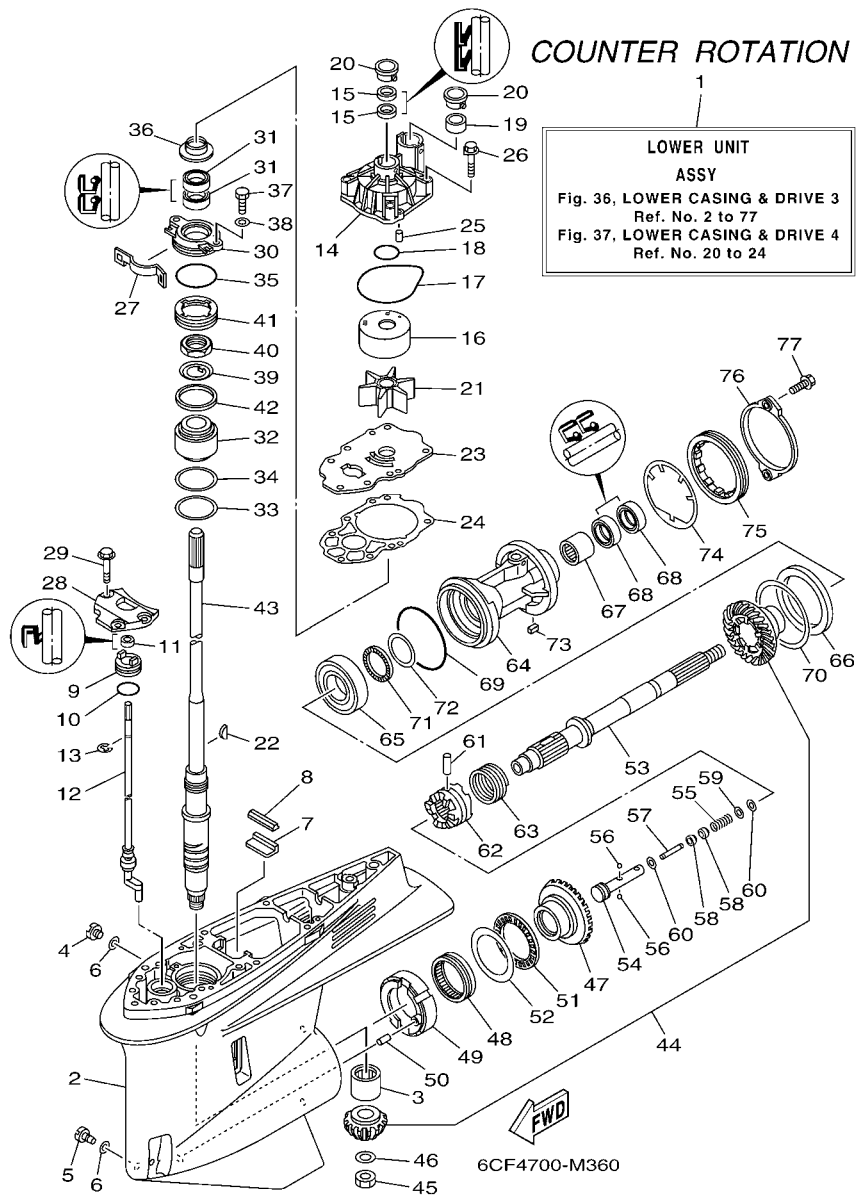


FIG. 36 LOWER CASING & DRIVE 3 IMPULSOR E INFERIOR 3

| REF. NO. | PART NO. CODIGO Nº | DESCRIPTION DESCRIPCION                        | 6CE4 | 6CF4 | REMARKS OBSERVACIONES   |
|----------|--------------------|--|------|------|-------------------------|
| 47       | 6CF-45560-00       | GEAR 1 (21T)<br>ENGRANAJE 1 (21T)              |      | 1    |                         |
| 48       | 93311-85894        | BEARING<br>COJINETE DE RODILLOS                |      | 1    |                         |
| 49       | 6CB-45824-00       | ADAPTER<br>ADAPTADOR                           |      | 1    |                         |
| 50       | 93608-16M16        | PIN, DOWEL<br>PASADOR DE CLAVIJA               |      | 1    |                         |
| 51       | 93340-67011        | BEARING<br>COJINETES CON RODAMIENTOS           |      | 1    |                         |
| 52       | 6CB-45567-00       | SHIM (T:2.00MM)<br>LAINA (T:2.00MM)            |      | 1    | UR                      |
|          | 6CB-45567-10       | SHIM (T:2.03MM)<br>LAINA (T:2.03MM)            |      | 1    | UR                      |
|          | 6CB-45567-20       | SHIM (T:2.06MM)<br>LAINA (T:2.06MM)            |      | 1    | UR                      |
|          | 6CB-45567-30       | SHIM (T:2.09MM)<br>LAINA (T:2.09MM)            |      | 1    | UR                      |
|          | 6CB-45567-40       | SHIM (T:2.12MM)<br>LAINA (T:2.12MM)            |      | 1    | UR                      |
|          | 6CB-45567-50       | SHIM (T:2.15MM)<br>LAINA (T:2.15MM)            |      | 1    | UR                      |
| 53       | 6CF-45611-00       | SHAFT, PROPELLER<br>EJE PROPUSOR               |      | 1    |                         |
| 54       | 6CB-45634-00       | SLIDE, SHIFT<br>DESILIZADOR, CAMBIO            |      | 1    |                         |
| 55       | 90501-10M77        | SPRING, COMPRESSION<br>RESORTE DE COMPRESION   |      | 1    |                         |
| 56       | 93501-04011        | BALL<br>BOLA                                   |      | 2    |                         |
| 57       | 6H1-45668-00       | SHAFT, FREE 1<br>EJE 1                         |      | 1    |                         |
| 58       | 61A-45635-00       | PLUNGER, SHIFT<br>EMBOLO DE CAMBIO             |      | 2    |                         |
| 59       | 90201-02M00        | WASHER, PLATE<br>ARANDELA PLANA                |      | 1    |                         |
| 60       | 90183-02M03        | NUT, SPRING<br>TUERCA DE RESORTE               |      | 2    |                         |
| 61       | 90250-08M07        | PIN, STRAIGHT<br>PASADOR CILINDRICO            |      | 1    |                         |
| 62       | 6CE-45631-00       | CLUTCH, DOG<br>EMBRAGUE DE GARRA               |      | 1    |                         |
| 63       | 6E5-45633-01       | RING, CROSS PIN<br>ANILLO DE PASADOR           |      | 1    |                         |
| 64       | 6CF-45332-00-CA    | HOUSING, BEARING<br>CAJA BALERO 2              |      | 1    | Go to P/N:PE0-OM-140003 |
| 65       | 93332-00048        | BEARING<br>COJINETE                            |      | 1    |                         |
| 66       | 6CF-45576-00       | WASHER, THRUST 2<br>ARANDELA DE EMPUJE AXIAL 2 |      | 1    |                         |
| 67       | 93315-43061        | BEARING<br>COJINETE DE RODILLOS                |      | 1    |                         |
| 68       | 93101-30M17        | OIL SEAL<br>SELLO ACEITE                       |      | 2    | Go to P/N:PE0-OM-140003 |



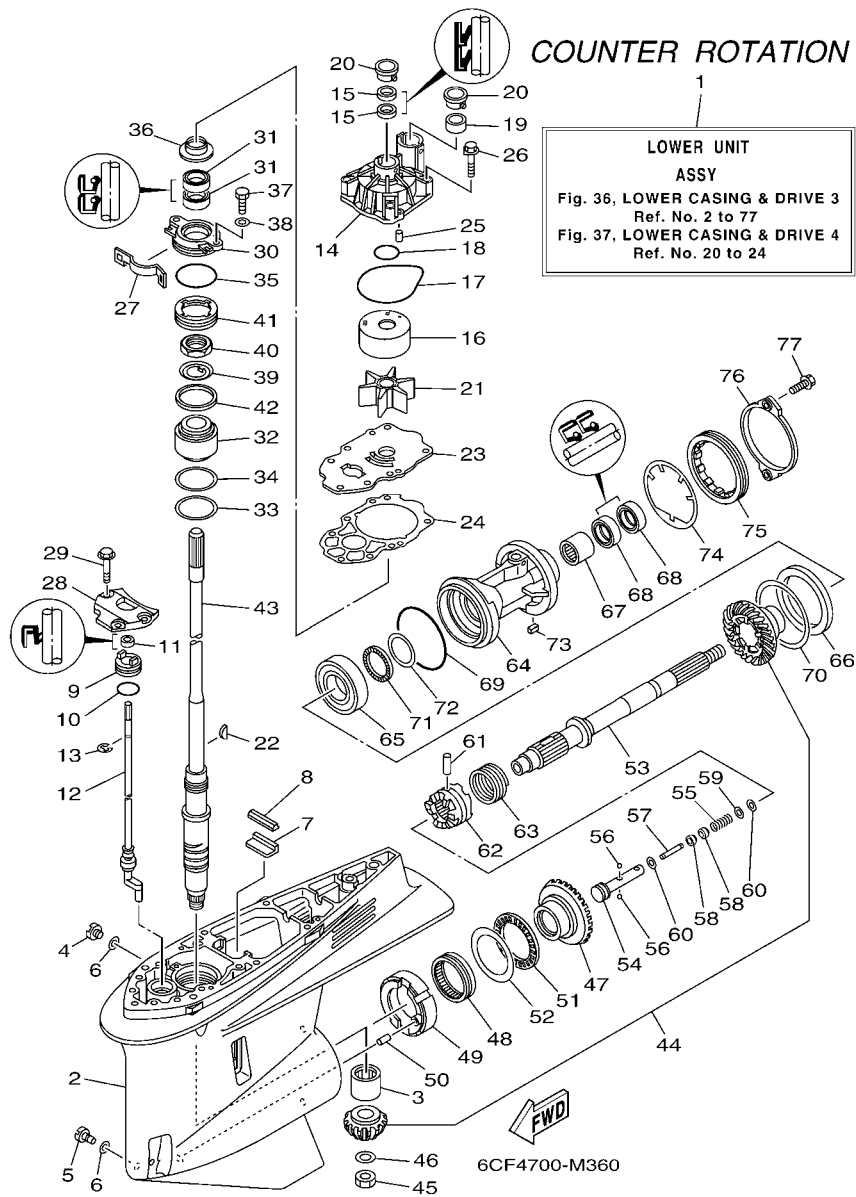


FIG. 36 LOWER CASING & DRIVE 3 IMPULSOR E INFERIOR 3

| REF. NO. | PART NO. CODIGO Nº | DESCRIPTION DESCRIPCION              | 6CE4 | 6CF4 | REMARKS OBSERVACIONES |
|----------|--------------------|--------------------------------------|------|------|-----------------------|
| 69       | 93211-02001        | O-RING<br>ANILLO O                   |      | 1    |                       |
| 70       | 6CB-45577-00       | SHIM (T:0.10MM)<br>LAINA (T:0.10MM)  |      | 1    | UR                    |
|          | 6CB-45577-10       | SHIM (T:0.12MM)<br>LAINA (T:0.12MM)  |      | 1    | UR                    |
|          | 6CB-45577-20       | SHIM (T:0.15MM)<br>LAINA (T:0.15MM)  |      | 1    | UR                    |
|          | 6CB-45577-30       | SHIM (T:0.18MM)<br>LAINA (T:0.18MM)  |      | 1    | UR                    |
|          | 6CB-45577-40       | SHIM (T:0.30MM)<br>LAINA (T:0.30MM)  |      | 1    | UR                    |
|          | 6CB-45577-50       | SHIM (T:0.40MM)<br>LAINA (T:0.40MM)  |      | 1    | UR                    |
|          | 6CB-45577-60       | SHIM (T:0.50MM)<br>LAINA (T:0.50MM)  |      | 1    | UR                    |
| 71       | 93341-440U5        | BEARING<br>COJINETES CON RODAMIENTOS |      | 1    |                       |
| 72       | 6K1-45578-01       | SHIM (T:0.10MM)<br>LAINA (T:0.10MM)  |      | 1    | UR                    |
|          | 6K1-45578-10       | SHIM (T:0.12MM)<br>LAINA (T:0.12MM)  |      | 1    | UR                    |
|          | 6K1-45578-20       | SHIM (T:0.15MM)<br>LAINA (T:0.15MM)  |      | 1    | UR                    |
|          | 6K1-45578-30       | SHIM (T:0.18MM)<br>LAINA (T:0.18MM)  |      | 1    | UR                    |
|          | 6K1-45578-40       | SHIM (T:0.30MM)<br>LAINA (T:0.30MM)  |      | 1    | UR                    |
|          | 6K1-45578-50       | SHIM (T:0.40MM)<br>LAINA (T:0.40MM)  |      | 1    | UR                    |
|          | 6K1-45578-60       | SHIM (T:0.50MM)<br>LAINA (T:0.50MM)  |      | 1    | UR                    |
| 73       | 90282-05008        | KEY, STRAIGHT<br>CHAVETA, RECTA      |      | 1    |                       |
| 74       | 6CB-45383-00       | WASHER, CLAW<br>ARANDELA DE UNA      |      | 1    |                       |
| 75       | 6CB-45384-00       | NUT<br>TUERCA                        |      | 1    |                       |
| 76       | 6CE-45361-10       | CAP, LOWER CASING<br>FUNDA INFERIOR  |      | 1    |                       |
| 77       | 90105-08M61        | BOLT, FLANGE<br>TORNILLO             |      | 2    |                       |

COUNTER ROTATION

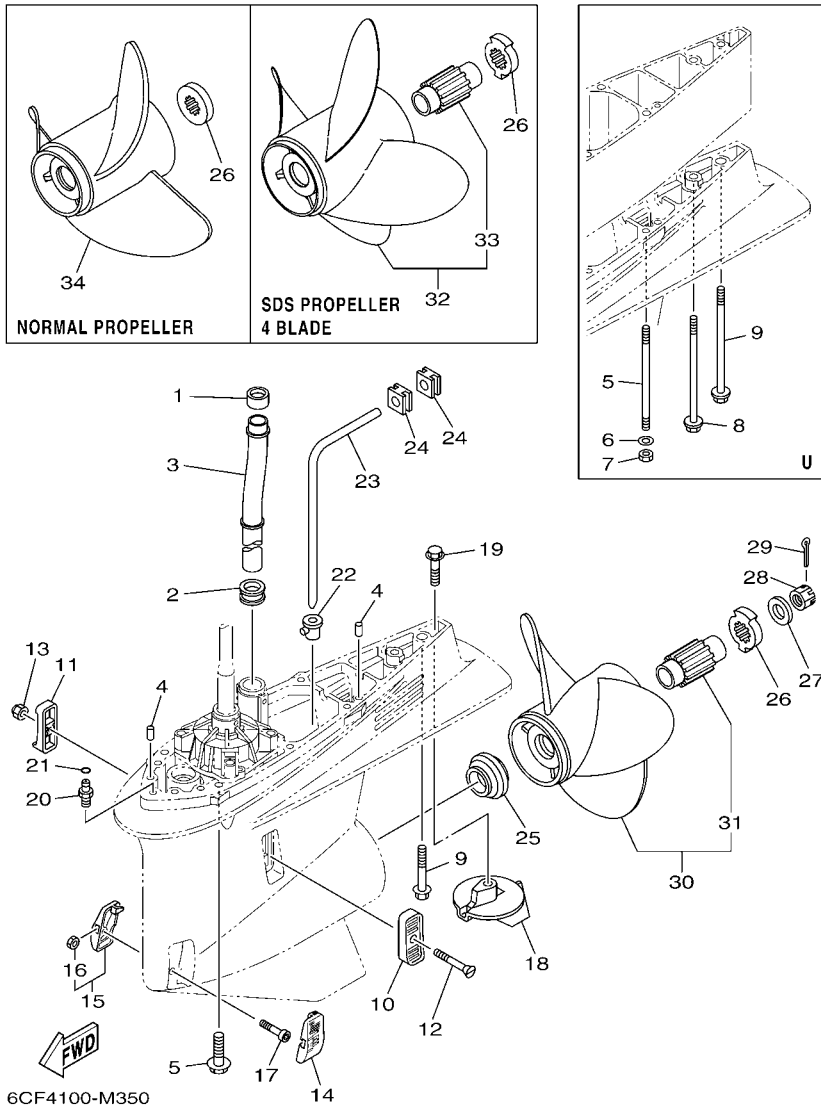
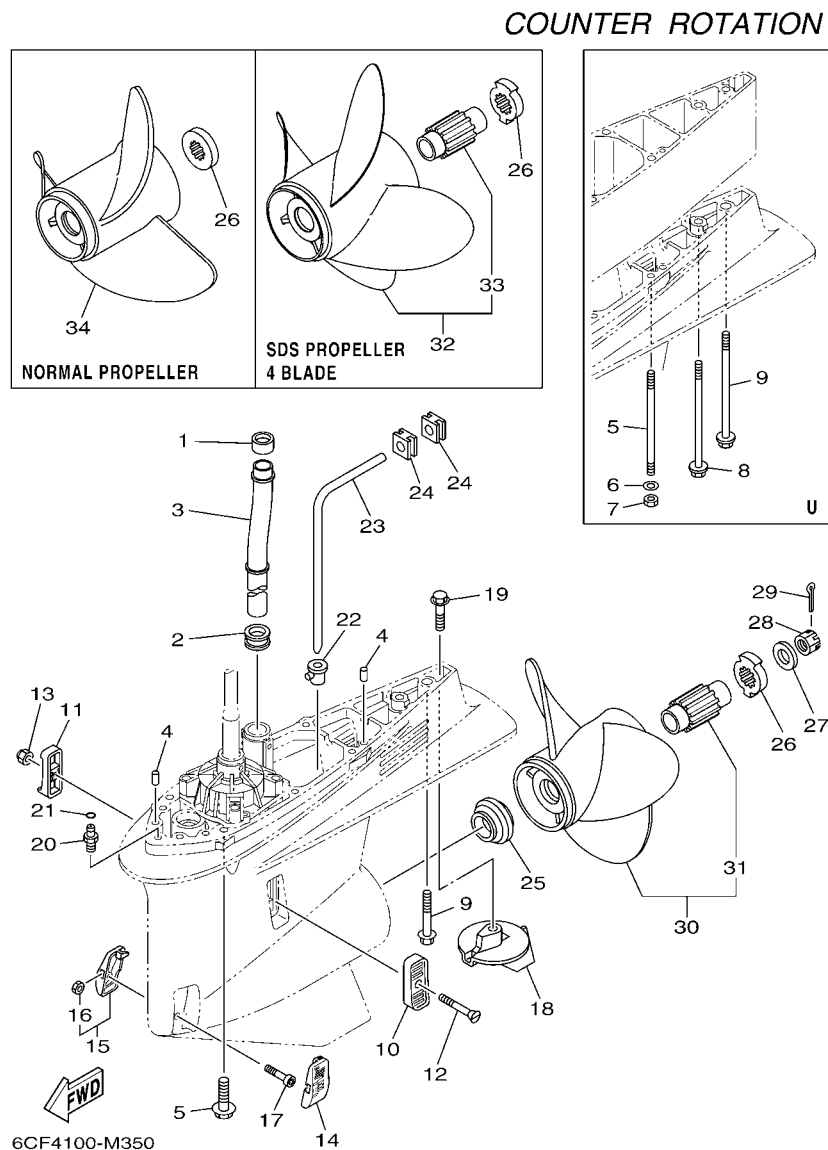


FIG. 37 LOWER CASING & DRIVE 4 IMPULSOR E INFERIOR 4

| REF. NO. | PART NO. CODIGO Nº | DESCRIPTION DESCRIPCION                          | 6CE4 | 6CF4 | REMARKS OBSERVACIONES |
|----------|--------------------|--|------|------|-----------------------|
| 1        | 6AW-44365-00       | DAMPER, WATER SEAL 1<br>HULE DE SELLO DE AGUA 1  |      | 1    |                       |
| 2        | 6AW-44366-00       | DAMPER, WATER SEAL 2<br>GOMA DEL SELLO DE AGUA 2 |      | 1    |                       |
| 3        | 6CE-44361-00       | TUBE, WATER 1<br>TUBO DE AGUA 1                  |      | 1    | X(25.3")<br>X(25.3")  |
|          | 6CE-44361-10       | TUBE, WATER 1<br>TUBO DE AGUA 1                  |      | 1    | U(30.3")<br>U(30.3")  |
| 4        | 93608-16M16        | PIN, DOWEL<br>PASADOR DE CLAVIJA                 |      | 2    |                       |
| 5        | 90119-10038        | BOLT, WITH WASHER<br>TORNILLO CON ARANDELA       |      | 7    | X(25.3")<br>X(25.3")  |
|          | 90116-10041        | BOLT, STUD<br>ESPARRAGO                          |      | 6    | U(30.3")<br>U(30.3")  |
| 6        | 90201-10048        | WASHER, PLATE<br>ARANDELA PLANA                  |      | 6    | U(30.3")<br>U(30.3")  |
| 7        | 90170-10009        | NUT<br>TUERCA                                    |      | 6    | U(30.3")<br>U(30.3")  |
| 8        | 90119-10009        | BOLT, WITH WASHER<br>TORNILLO CON ARANDELA       |      | 1    | U(30.3")<br>U(30.3")  |
| 9        | 97575-10570        | BOLT, WITH WASHER<br>PERNO CON ARANDELA          |      | 1    | X(25.3")<br>X(25.3")  |
|          | 90119-10008        | BOLT, WITH WASHER<br>TORNILLO CON ARANDELA       |      | 1    | U(30.3")<br>U(30.3")  |
| 10       | 6P2-45214-00       | COVER, WATER INLET 1<br>CUBIERTA ENTRADA AGUA 1  |      | 1    |                       |
| 11       | 6P2-45215-00       | COVER, WATER INLET 2<br>CUBIERTA ENTRADA AGUA 2  |      | 1    |                       |
| 12       | 90152-05M08        | SCREW, COUNTERSUNK<br>TORNILLO EMBUTIDO          |      | 1    |                       |
| 13       | 90185-05002        | NUT, NYLON<br>TUERCA AUTOBLOCANTE                |      | 1    |                       |
| 14       | 6CE-45224-00       | COVER, WATER INLET 3<br>CUBIERTA, ENTRADA AGUA 3 |      | 1    |                       |
| 15       | 6CE-45225-00       | COVER, WATER INLET 4<br>CUBIERTA, ENTRADA AGUA 4 |      | 1    |                       |
| 16       | 90185-05002        | NUT, NYLON<br>TUERCA AUTOBLOCANTE                |      | 1    |                       |
| 17       | 90110-05039        | BOLT, HEXAGON SOCKET HEAD<br>TORNILLO ALLEN      |      | 1    |                       |
| 18       | 61A-45371-00       | TAB-TRIM<br>QUILLA ESTABILIZADOR                 |      | 1    |                       |
| 19       | 90105-10M00        | BOLT, FLANGE<br>TORNILLO                         |      | 1    |                       |
| 20       | 63P-45378-00       | NIPPLE, HOSE<br>NIPLE MANGUERA                   |      | 1    |                       |
| 21       | 93210-07003        | O-RING<br>ANILLO O                               |      | 1    |                       |
| 22       | 6D0-44367-00       | DAMPER, WATER SEAL 3<br>GOMA DEL SELLO DE AGUA 3 |      | 1    |                       |
| 23       | 6D0-44362-01       | TUBE, WATER 2<br>TUBO DE AGUA 2                  |      | 1    |                       |
| 24       | 6D0-44366-00       | DAMPER, WATER SEAL 2<br>GOMA DEL SELLO DE AGUA 2 |      | 2    |                       |

FIG. 37 LOWER CASING & DRIVE 4 IMPULSOR E INFERIOR 4



| REF. NO. | PART NO. CODIGO Nº | DESCRIPTION DESCRIPCION                                    | 6CE4 | 6CF4 | REMARKS OBSERVACIONES  |
|----------|--------------------|--|------|------|--|
| 25       | 69J-45987-00       | SPACER 1<br>ESPACIADOR 1                                   |      | 1    |  |
| 26       | 6CE-45997-00       | SPACER 2<br>ESPACIADOR 2                                   |      | 1    | FOR SDS PROP.<br>FOR SDS PROP.<br>FOR NORMAL PROP.<br>FOR NORMAL PROP. |
|          | 688-45997-01       | SPACER 2<br>ESPACIADOR 2                                   |      | 1    |  |
| 27       | 92990-18200        | WASHER<br>ARANDELA PLANA                                   |      | 1    |  |
| 28       | 90171-18M04        | NUT, CASTLE<br>TUERCA ENTALLADA                            |      | 1    |  |
| 29       | 91490-40030        | PIN, COTTER<br>CHAVETA                                     |      | 1    |  |
| 30       | 6CF-45930-00       | PROPELLER (3X15-3/4"X13"-TL)<br>PROPELA (3X15-3/4"X13"-TL) |      | 1    | UR SDS 3 BLADE<br>UR SDS 3 BLADE                                       |
|          | 6CF-45970-10       | PROPELLER (3X15-1/4"X19"-TL)<br>PROPELA (3X15-1/4"X19"-TL) |      | 1    | UR SDS 3 BLADE<br>UR SDS 3 BLADE                                       |
|          | 6CF-45972-10       | PROPELLER (3X15"X21"-TL)<br>PROPELA (3X15"X21"-TL)         |      | 1    | UR SDS 3 BLADE<br>UR SDS 3 BLADE                                       |
|          | 6CF-45974-00       | PROPELLER (3X14-3/4"X23"-TL)<br>PROPELA (3X14-3/4"X23"-TL) |      | 1    | UR SDS 3 BLADE<br>UR SDS 3 BLADE                                       |
|          | 6CF-45976-00       | PROPELLER (3X15-3/4"X15"-TL)<br>PROPELA (3X15-3/4"X15"-TL) |      | 1    | UR SDS 3 BLADE<br>UR SDS 3 BLADE                                       |
|          | 6CF-45978-00       | PROPELLER (3X15-1/2"X17"-TL)<br>PROPELA (3X15-1/2"X17"-TL) |      | 1    | UR SDS 3 BLADE<br>UR SDS 3 BLADE                                       |
| 31       | 6CE-45C81-00       | .DAMPER RUBBER, PROPELLER 1<br>.AMORTIGUADOR PROPELA 1     |      | 1    |  |
| 32       | 6CF-45B70-00       | PROPELLER (4X15"X21"-TL)<br>PROPELA (4X15"X21"-TL)         |      | 1    | UR SDS 4 BLADE<br>UR SDS 4 BLADE                                       |
|          | 6CF-45B72-00       | PROPELLER (4X15"X22"-TL)<br>PROPELA (4X15"X22"-TL)         |      | 1    | UR SDS 4 BLADE<br>UR SDS 4 BLADE                                       |
|          | 6CF-45B74-00       | PROPELLER (4X15"X23"-TL)<br>PROPELA (4X15"X23"-TL)         |      | 1    | UR SDS 4 BLADE<br>UR SDS 4 BLADE                                       |
| 33       | 6CE-45C81-00       | .DAMPER RUBBER, PROPELLER 1<br>.AMORTIGUADOR PROPELA 1     |      | 1    |  |
| 34       | 6D1-45970-10       | PROPELLER (3X15-1/4"X19"-TL)<br>PROPELA (3X15-1/4"X19"-TL) |      | 1    | UR NORMAL PROP.<br>UR NORMAL PROP.                                     |
|          | 6D1-45978-00       | PROPELLER (3X15-1/2"X17"-TL)<br>PROPELA (3X15-1/2"X17"-TL) |      | 1    | UR NORMAL PROP.<br>UR NORMAL PROP.                                     |







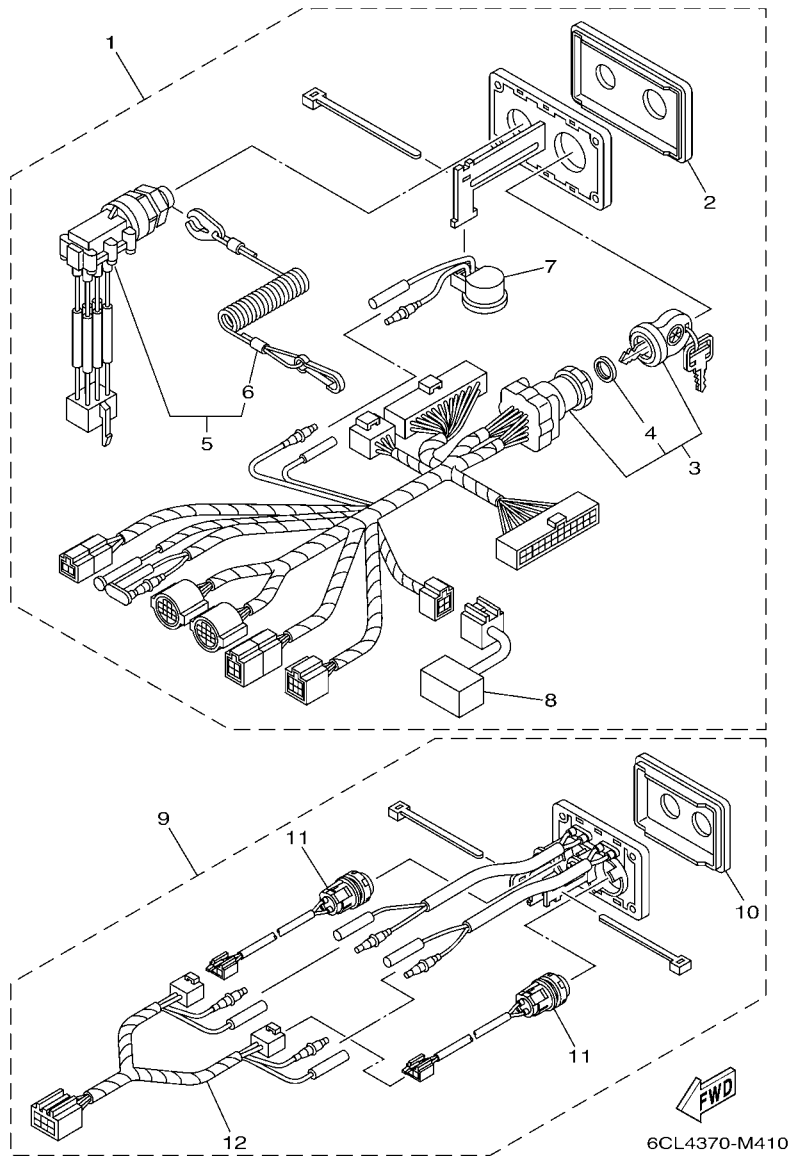


FIG. 41 SWITCH & PANEL 2

PANEL DE INTERRUPTOR 2

| REF. NO. | PART NO. CODIGO Nº | DESCRIPTION DESCRIPCION                                  | 6CE4 | 6CF4 | REMARKS OBSERVACIONES |
|----------|--------------------|--|------|------|-----------------------|
| 1        | 6X6-82570-40       | PANEL SWITCH ASSY<br>INTERRUPTOR DE PANEL COMPL.         |      | 1    | AP<br>AP              |
| 2        | 6X6-82571-10       | .PANEL, SWITCH<br>.PANEL DE INTERRUPTOR                  |      | 1    |                       |
| 3        | 6X6-82510-10       | .MAIN SWITCH ASSY<br>.CONJUNTO DE LLAVE IGNICION         |      | 1    |                       |
| 4        | 703-82532-00       | ..CAP<br>..TAPA  |      | 1    |                       |
| 5        | 6X6-82575-10       | .ENGINE STOP SWITCH ASSY<br>.INTERRUPTOR DE PARADA COMPL |      | 1    |                       |
| 6        | 682-82556-00       | ..LANYARD, STOP SWITCH<br>..CORDON DE INTERRUPTOR PARADA |      | 1    |                       |
| 7        | 703-83383-A0       | .BUZZER<br>.ZUMBADOR                                     |      | 1    |                       |
| 8        | 6X6-81980-00       | .DIODE ASSY<br>.CONJUNTO DIODO                           |      | 1    |                       |
| 9        | 6X6-82570-60       | PANEL SWITCH ASSY<br>INTERRUPTOR DE PANEL COMPL.         |      | 1    | AP<br>AP              |
| 10       | 6X6-82571-20       | .PANEL, SWITCH<br>.PANEL DE INTERRUPTOR                  |      | 1    |                       |
| 11       | 6X6-8259E-20       | .SWITCH ASSY<br>.INTERRUPTOR COMPL                       |      | 2    |                       |
| 12       | 6X6-82716-00       | .CORD SWITCH<br>.CABLE INTERRUPTOR                       |      | 1    |                       |

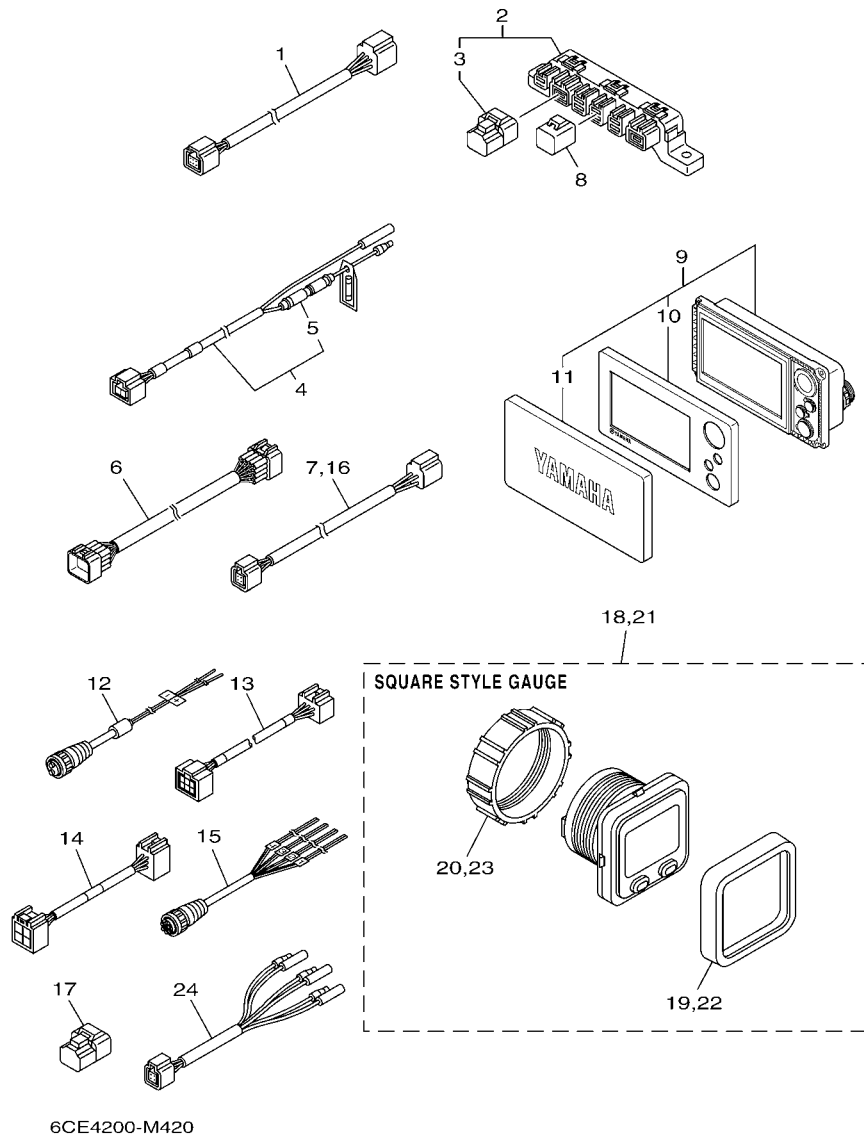


FIG. 42 OPTIONAL PARTS 1

PARTES OPCIONALES 1

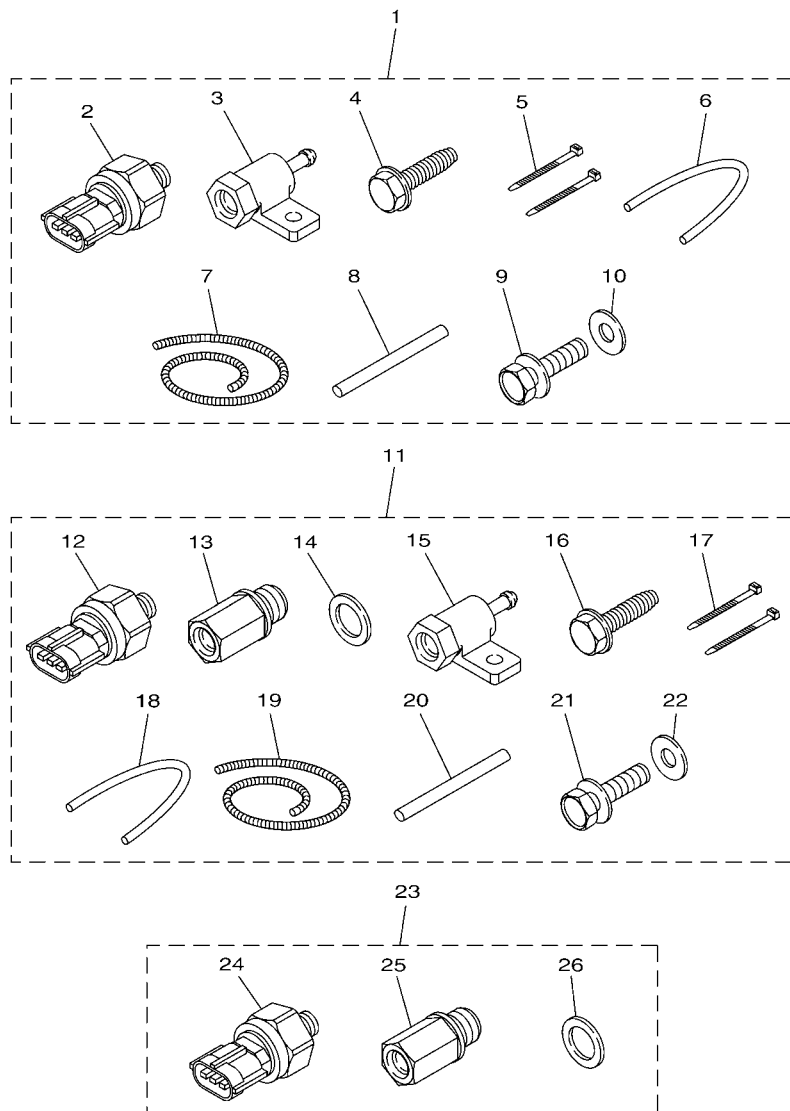
| REF. NO. | PART NO. CODIGO Nº | DESCRIPTION DESCRIPCION                               | 6CE4 | 6CF4 |  | REMARKS OBSERVACIONES            |
|----------|--------------------|---|------|------|--|----------------------------------|
| 1        | 6Y8-82553-01       | 1FT MAIN BUS CABLE                                    | 1    |      |  |                                  |
| 2        | 6Y8-81920-01       | MULTI HUB ASSY TERMINAL COMPLETO                      | 1    |      |  |                                  |
| 3        | 6Y8-85371-01       | .END OF LINE RESISTER .RESISTOR                       | 1    |      |  |                                  |
| 4        | 6Y8-83553-01       | 8FT POWER WIRE CABLE CONDUCTOR                        | 1    |      |  |                                  |
| 5        | 6G1-82151-00       | .FUSE (10A) .FUSIBLE (10A)                            | 1    |      |  |                                  |
| 6        | 6X6-8258A-30       | EXTENSION, WIRE HARNESS (10M) EXTENSION, CABLES (10M) | 1    |      |  |                                  |
| 7        | 6Y8-82521-31       | 6FT PIGTAIL BUS CABLE CONDUCTOR                       | 1    |      |  |                                  |
| 8        | 6Y8-82582-11       | CAP 1 (4PIN) CUBIERTA DE ARNES DE CABLE               | 2    |      |  | FOR CAR<br>FOR CAR               |
| 9        | 6Y9-83710-10       | MULTI DISPLAY ASSY METRO DE INDICACION PLURAL         | 1    |      |  | FOR CAR<br>FOR CAR               |
| 10       | 6Y9-83512-00       | .COVER, FRONT .CUBIERTA DELANTERA                     | 1    |      |  |                                  |
| 11       | 6Y9-87278-00       | .COVER, METER .CUBIERTA DE MEDIDOR                    | 1    |      |  |                                  |
| 12       | 6Y9-8356N-01       | WIRE, LEAD CABLE CONDUCTOR                            | 1    |      |  | FOR CAR<br>FOR CAR               |
| 13       | 6Y9-83553-00       | WIRE, LEAD CABLE CONDUCTOR                            | 1    |      |  | FOR CAR<br>FOR CAR               |
| 14       | 6Y9-83553-40       | WIRE, LEAD CABLE CONDUCTOR                            | 1    |      |  | FOR CAR<br>FOR CAR               |
| 15       | 6Y9-8356N-10       | WIRE, LEAD CABLE CONDUCTOR                            | 1    |      |  | FOR CAR<br>FOR CAR               |
| 16       | 6Y8-82521-11       | 2FT PIGTAIL BUS CABLE CONDUCTOR                       | 2    |      |  | EXCEPT FOR CAR<br>EXCEPT FOR CAR |
| 17       | 6Y8-85371-01       | END OF LINE RESISTER RESISTOR                         | 1    |      |  | EXCEPT FOR CAR<br>EXCEPT FOR CAR |
| 18       | 6Y8-83500-01       | S&FM METER, SQ METRO COMPLETO                         | 1    |      |  | EXCEPT FOR CAR<br>EXCEPT FOR CAR |
| 19       | 6Y8-83363-00       | .BEZEL, SQUARE .LENTES                                | 1    |      |  |                                  |
| 20       | 6Y8-84383-00       | .NUT, RING .TUERCA ANILLO                             | 1    |      |  |                                  |
| 21       | 6Y8-8350T-01       | TACHOMETER, SQ TACOMETRO COMPLETO                     | 1    |      |  | EXCEPT FOR CAR<br>EXCEPT FOR CAR |
| 22       | 6Y8-83363-00       | .BEZEL, SQUARE .LENTES                                | 1    |      |  |                                  |
| 23       | 6Y8-84383-00       | .NUT, RING .TUERCA ANILLO                             | 1    |      |  |                                  |
| 24       | 6Y8-8356N-01       | LEAD, FUEL TANK & GPS SENDER CABLE CONDUCTOR          | 1    |      |  | EXCEPT FOR CAR<br>EXCEPT FOR CAR |





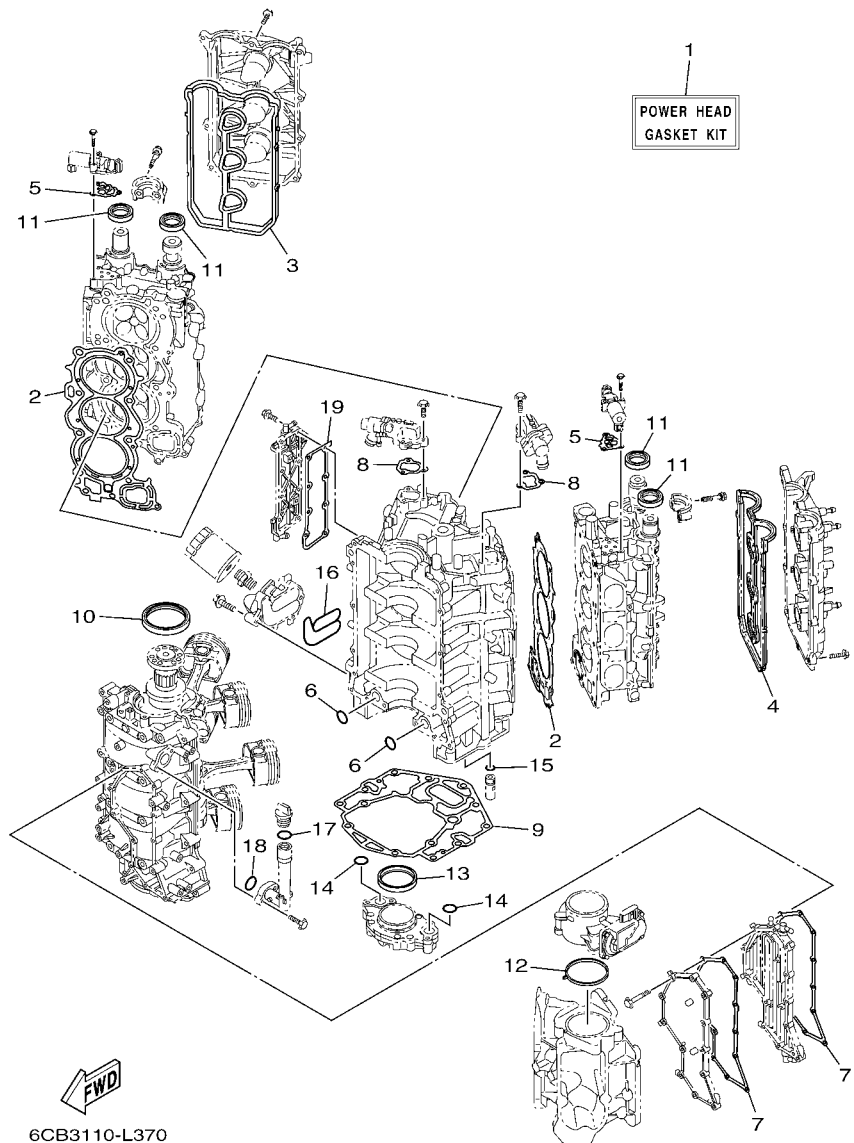
FIG. 44 OPTIONAL PARTS 3

PARTES OPCIONALES 3



63PB200-M410

| REF. NO. | PART NO. CODIGO Nº | DESCRIPTION DESCRIPCION                                    | 6CE4 | 6CF4 |  |  |  | REMARKS OBSERVACIONES |
|----------|--------------------|--|------|------|--|--|--|-----------------------|
| 1        | 60V-8A4L1-11       | SENSOR, MODULE 1<br>SENSOR COMP. 1                         | 1    |      |  |  |  |                       |
| 2        | 6AW-8366B-00       | .SENSOR, WATER PRESSURE<br>.SENSOR DE PRESION AGUA         | 1    |      |  |  |  |                       |
| 3        | 60V-8366D-00       | .ADAPTOR, INPUT<br>.CONECTOR BANJO 3                       | 1    |      |  |  |  |                       |
| 4        | 90109-06M81        | .BOLT<br>.PERNO  | 1    |      |  |  |  |                       |
| 5        | 90465-11M10        | .CLAMP<br>.BRIDA   | 2    |      |  |  |  |                       |
| 6        | 90445-07017        | .HOSE (L: 550MM)<br>.TUBO (L: 550MM)                       | 1    |      |  |  |  |                       |
| 7        | 90447-07013        | .HOSE, COVER (L: 700MM)<br>.MANGUERA DE CUBIERTA (L:700MM) | 1    |      |  |  |  |                       |
| 8        | 60V-42629-00       | .SEAL<br>.SELLO 2  | 1    |      |  |  |  |                       |
| 9        | 97095-06016        | .BOLT<br>.PERNO  | 1    |      |  |  |  |                       |
| 10       | 92995-06600        | .WASHER<br>.ARANDELA                                       | 1    |      |  |  |  |                       |
| 11       | 63P-8A4L2-00       | SENSOR, MODULE 2<br>SENSOR COMP. 2                         | 1    |      |  |  |  |                       |
| 12       | 6AW-8366B-00       | .SENSOR, WATER PRESSURE<br>.SENSOR DE PRESION AGUA         | 1    |      |  |  |  |                       |
| 13       | 63P-8366C-00       | .ADAPTOR, INPUT<br>.CONECTOR BANJO 2                       | 1    |      |  |  |  |                       |
| 14       | 90430-14115        | .GASKET<br>.JUNTA  | 1    |      |  |  |  |                       |
| 15       | 60V-8366D-00       | .ADAPTOR, INPUT<br>.CONECTOR BANJO 3                       | 1    |      |  |  |  |                       |
| 16       | 90109-06M81        | .BOLT<br>.PERNO  | 1    |      |  |  |  |                       |
| 17       | 90465-11M10        | .CLAMP<br>.BRIDA   | 2    |      |  |  |  |                       |
| 18       | 90445-07017        | .HOSE (L: 550MM)<br>.TUBO (L: 550MM)                       | 1    |      |  |  |  |                       |
| 19       | 90447-07013        | .HOSE, COVER (L: 700MM)<br>.MANGUERA DE CUBIERTA (L:700MM) | 1    |      |  |  |  |                       |
| 20       | 60V-42629-00       | .SEAL<br>.SELLO 2  | 1    |      |  |  |  |                       |
| 21       | 97095-06016        | .BOLT<br>.PERNO  | 1    |      |  |  |  |                       |
| 22       | 92995-06600        | .WASHER<br>.ARANDELA                                       | 1    |      |  |  |  |                       |
| 23       | 63P-8A4L0-00       | SENSOR, MODULE<br>SENSOR COMP.                             |      | 1    |  |  |  |                       |
| 24       | 6AW-8366B-00       | .SENSOR, WATER PRESSURE<br>.SENSOR DE PRESION AGUA         |      | 1    |  |  |  |                       |
| 25       | 63P-8366C-00       | .ADAPTOR, INPUT<br>.CONECTOR BANJO 2                       |      | 1    |  |  |  |                       |
| 26       | 90430-14115        | .GASKET<br>.JUNTA  |      | 1    |  |  |  |                       |



6CB3110-L370

FIG. 45 REPAIR KIT 1

ESTUCHE REPARATION 1

| REF. NO. | PART NO. CODIGO Nº | DESCRIPTION DESCRIPCION                                      | 6CE4 | 6CF4 | REMARKS OBSERVACIONES |
|----------|--------------------|--|------|------|-----------------------|
| 1        | 6CB-W0001-02       | POWER HEAD GASKET KIT<br>JUEGO DE EMPAQUE DE MOTOR           | 1    | 1    |                       |
| 2        | 6CB-11181-00       | .GASKET, CYLINDER HEAD 1<br>.JUNTA, DE CULATA 1              | 2    | 2    |                       |
| 3        | 6CB-11193-00       | .GASKET, HEAD COVER 1<br>.EMPAQUE                            | 1    | 1    |                       |
| 4        | 6CB-11194-00       | .GASKET, HEAD COVER 2<br>.EMPAQUE DE TAPA DE CULATA 2        | 1    | 1    |                       |
| 5        | 6CB-1242F-00       | .GASKET, FILTER<br>.EMPAQUE DE FILTRO                        | 2    | 2    |                       |
| 6        | 93210-26658        | .O-RING<br>.ANILLO O   | 2    | 2    |                       |
| 7        | 6CB-15451-00       | .GASKET, CRANKCASE COVER 1<br>.EMPAQUE DE CUBIERTA DE CARTER | 2    | 2    |                       |
| 8        | 6CB-12427-10       | .GASKET, HOUSING COVER 1<br>.EMPAQUE DE TAPA                 | 2    | 2    |                       |
| 9        | 6CB-11351-00       | .GASKET, CYLINDER<br>.JUNTA, DE CILINDRO                     | 1    | 1    |                       |
| 10       | 93102-85008        | .OIL SEAL<br>.SELLO ACEITE                                   | 1    | 1    |                       |
| 11       | 93102-38008        | .OIL SEAL<br>.SELLO ACEITE                                   | 4    | 4    |                       |
| 12       | 6CB-13556-00       | .GASKET, MANIFOLD<br>.EMPAQUE                                | 1    | 1    |                       |
| 13       | 6CB-11355-00       | .SEAL, CYLINDER 1<br>.RETEN ACEITE CILINDRO 1                | 1    | 1    |                       |
| 14       | 93210-26658        | .O-RING<br>.ANILLO O   | 2    | 2    |                       |
| 15       | 6CB-13473-00       | .O-RING<br>.ANILLO O   | 1    | 1    |                       |
| 16       | 6CB-13477-00       | .GASKET<br>.EMPAQUE  | 1    | 1    |                       |
| 17       | 93210-24M79        | .O-RING<br>.ANILLO O   | 1    | 1    |                       |
| 18       | 93210-27370        | .O-RING<br>.ANILLO O   | 1    | 1    |                       |
| 19       | 6CB-1131B-00       | .GASKET, COVER<br>.EMPAQUE DE CUBIERTA                       | 1    | 1    |                       |

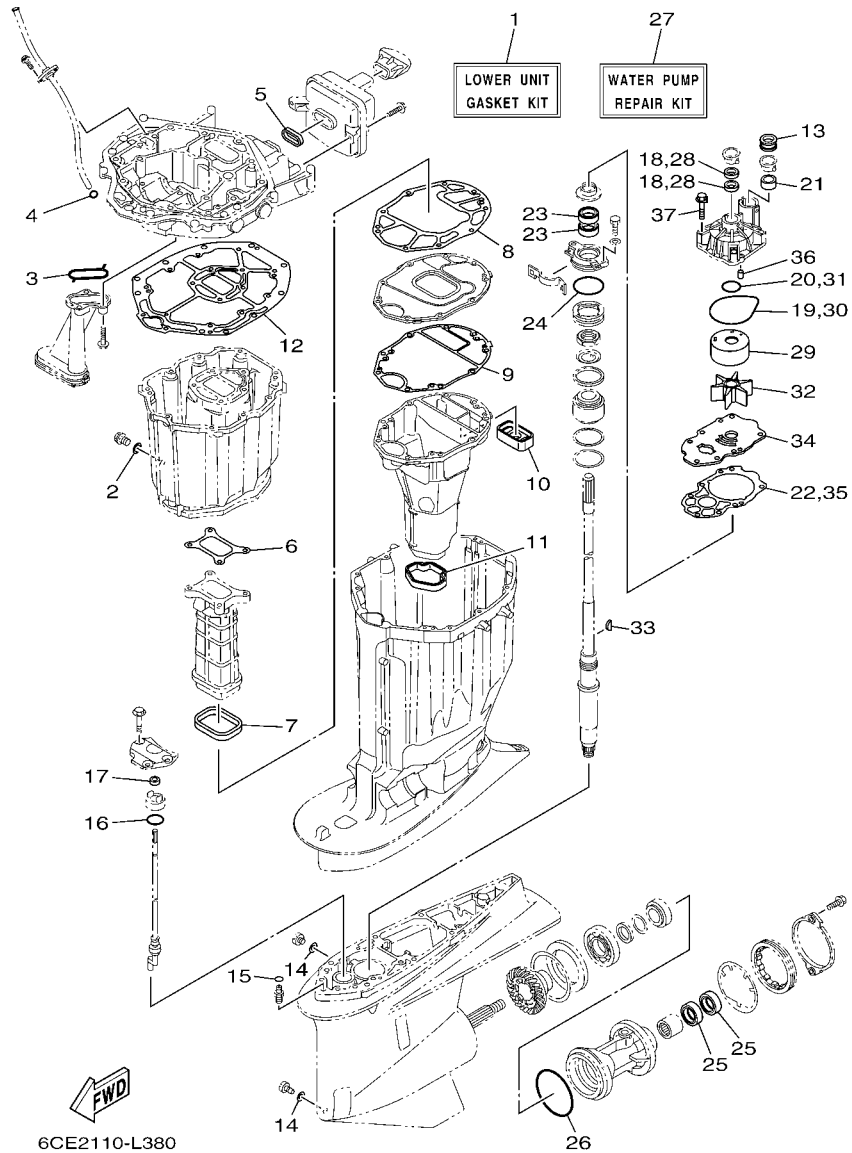


FIG. 46 REPAIR KIT 2

ESTUCHE REPARATION 2

| REF. NO. | PART NO. CODIGO Nº | DESCRIPTION DESCRIPCION                                 | 6CE4 | 6CF4 | REMARKS OBSERVACIONES |
|----------|--------------------|---|------|------|-----------------------|
| 1        | 6CE-W0001-20       | LOWER UNIT GASKET KIT<br>JUEGO DE EMPAQUE UNIDAD INFER. | 1    | 1    |                       |
| 2        | 90430-14M09        | .GASKET<br>.JUNTA                                       | 1    | 1    |                       |
| 3        | 6AW-13415-00       | .SEAL, OIL STRAINER<br>.SELLO COLADOR ACEITE            | 1    | 1    |                       |
| 4        | 93210-19MJ3        | .O-RING<br>.ANILLO O                                    | 1    | 1    |                       |
| 5        | 6CB-14755-00       | .GASKET, SILENCER<br>.EMPAQUE DE SILENCIADOR            | 1    | 1    |                       |
| 6        | 6CB-41134-00       | .GASKET, EXHAUST MANIFOLD<br>.EMPAQUE                   | 1    | 1    |                       |
| 7        | 6CB-41138-00       | .SEAL, EXT. 1<br>.SELLO, ESCAPE 1                       | 1    | 1    |                       |
| 8        | 6CB-41135-00       | .GASKET, EXHAUST MANIFOLD<br>.EMPAQUE                   | 1    | 1    |                       |
| 9        | 6CE-41136-00       | .GASKET, EXHAUST MANIFOLD 4<br>.EMPAQUE                 | 1    | 1    |                       |
| 10       | 6CE-45127-00       | .SEAL<br>.SELLO DE GOMA                                 | 1    | 1    |                       |
| 11       | 6CE-45123-00       | .GASKET, MUFFLER<br>.EMPAQUE SILENCIADOR                | 1    | 1    |                       |
| 12       | 6CB-45113-00       | .GASKET, UPPER CASING<br>.EMPAQUE                       | 1    | 1    |                       |
| 13       | 6AW-44366-00       | .DAMPER, WATER SEAL 2<br>.GOMA DEL SELLO DE AGUA 2      | 1    | 1    |                       |
| 14       | 90430-08020        | .GASKET<br>.JUNTA                                       | 2    | 2    |                       |
| 15       | 93210-07003        | .O-RING<br>.ANILLO O                                    | 1    | 1    |                       |
| 16       | 93210-33M49        | .O-RING<br>.ANILLO O                                    | 1    | 1    |                       |
| 17       | 93106-09014        | .OIL SEAL<br>.SELLO ACEITE                              | 1    | 1    |                       |
| 18       | 93104-22M07        | .OIL SEAL<br>.SELLO ACEITE                              | 2    | 2    |                       |
| 19       | 93210-94003        | .O-RING<br>.ANILLO O                                    | 1    | 1    |                       |
| 20       | 93210-37160        | .O-RING<br>.ANILLO O                                    | 1    | 1    |                       |
| 21       | 6AW-44365-00       | .DAMPER, WATER SEAL 1<br>.HULE DE SELLO DE AGUA 1       | 1    | 1    |                       |
| 22       | 6CE-44315-00       | .GASKET, WATER PUMP<br>.EMPAQUE                         | 1    | 1    |                       |
| 23       | 93101-28M16        | .OIL SEAL<br>.SELLO ACEITE                              | 2    | 2    |                       |
| 24       | 93210-64488        | .O-RING<br>.ANILLO O                                    | 1    | 1    |                       |
| 25       | 93101-30M17        | .OIL SEAL<br>.SELLO ACEITE                              | 2    | 2    |                       |
| 26       | 93211-02001        | .O-RING<br>.ANILLO O                                    | 1    | 1    |                       |
| 27       | 6CE-W0078-00       | WATER PUMP REPAIR KIT<br>ESTUCHE REPARACION BOMBA AGUA  | 1    | 1    |                       |



NUMERICAL INDEX  
INDICE NUMERICO

| PART NO.<br>CODIGO N° | REF.<br>NO. | PART NO.<br>CODIGO N° | REF.<br>NO. | PART NO.<br>CODIGO N° | REF.<br>NO. | PART NO.<br>CODIGO N° | REF.<br>NO. | PART NO.<br>CODIGO N° | REF.<br>NO. | PART NO.<br>CODIGO N° | REF.<br>NO. |
|-----------------------|-------------|-----------------------|-------------|-----------------------|-------------|-----------------------|-------------|-----------------------|-------------|-----------------------|-------------|
| 6CE-11110-00-9S       | 5 - 2       | 6CB-11478-00          | 4 - 2       | 6P2-12623-00          | 8 - 23      | 6CB-13782-00          | 10 - 15     | 6AW-15142-00          | 5 - 38      | 68V-24379-10          | 13 - 11     |
| 6CE-11120-00-9S       | 5 - 12      | 6CB-11567-00          | 8 - 17      | 6CB-12645-01          | 8 - 19      | 6AW-13784-00          | 13 - 35     | 6CB-15142-00          | 6 - 8       | 6CB-24410-00          | 13 - 27     |
| 6S5-11133-10          | 5 - 3       | 6CB-11590-01          | 8 - 28      | 6CB-1264A-01          | 8 - 22      | 6CB-13898-00          | 11 - 9      | 6CB-15187-00          | 3 - 5       | 6CB-24452-10          | 13 - 18     |
|                       | 5 - 13      | 6CB-11603-00          | 4 - 12      | 6P2-12663-00          | 8 - 21      | 6CB-13898-10          | 11 - 10     | 6CB-15311-00-CA       | 33 - 1      | 4SV-24453-00          | 13 - 38     |
| 6CB-11181-00          | 5 - 25      | 6CE-11631-00          | 4 - 11      |                       | 8 - 24      | 6CB-13906-01          | 13 - 8      | 6BB-15316-00          | 32 - 30     | 6CB-24460-00          | 13 - 4      |
|                       | 45 - 2      | 6CB-11633-00          | 4 - 13      | 6CB-13016-00          | 1 - 10      | 6CB-13907-10          | 13 - 23     | 6CB-15319-00          | 3 - 43      | 6CB-24461-00          | 14 - 1      |
| 6CB-11191-02          | 5 - 30      | 6CB-11654-00          | 4 - 10      |                       | 13 - 5      | 63P-13915-00          | 1 - 11      | 6CB-15362-00          | 33 - 18     | 6P3-24469-00          | 15 - 10     |
| 6CB-11192-02          | 5 - 34      | 6CB-11656-00          | 4 - 14      | 6AW-13119-00          | 33 - 11     |                       | 13 - 24     | 6G8-15363-00          | 3 - 41      | 6CB-24482-00          | 13 - 20     |
| 6CB-11193-00          | 5 - 31      | 6CB-11656-10          | 4 - 14      | 6AW-13132-00          | 13 - 32     | 6CB-13971-01          | 14 - 10     | 6CB-15373-00          | 9 - 8       | 6CB-24491-00          | 13 - 30     |
|                       | 45 - 3      | 6CB-11656-20          | 4 - 14      | 6CB-13161-00          | 12 - 1      | 6CB-13972-00          | 14 - 12     | 6CB-15377-00          | 33 - 19     | 6CB-24492-00          | 13 - 28     |
| 6CB-11194-00          | 5 - 35      | 6CB-11998-00          | 5 - 42      | 6CB-13171-00          | 12 - 5      | 6CB-13974-01          | 14 - 11     | 6CE-15411-00-9S       | 3 - 14      | 6CB-24501-01          | 1 - 9       |
|                       | 45 - 4      | 6CB-11999-00          | 5 - 43      | 6CB-13300-00          | 33 - 9      | 6AW-1410B-00          | 12 - 3      | 6CE-15421-10-9S       | 3 - 15      |                       | 13 - 3      |
| 67F-11301-00          | 5 - 19      | 6CB-12111-00          | 8 - 1       | 6CB-13329-00          | 33 - 10     |                       | 12 - 7      | 6CB-15451-00          | 3 - 17      | 6P3-24519-00          | 15 - 9      |
| 6CB-1131B-00          | 3 - 12      | 6CB-12113-00          | 8 - 4       | 6CB-13411-00          | 33 - 6      | 69J-14137-00          | 14 - 3      |                       | 45 - 7      | 6P3-24560-22          | 15 - 7      |
|                       | 45 - 19     | 51Y-12119-00          | 8 - 7       | 6AW-13415-00          | 33 - 7      | 6CB-14146-00          | 13 - 10     | 6CB-15481-00          | 3 - 6       | 6P3-24562-21          | 15 - 8      |
| 6CE-1131C-00-9S       | 3 - 9       | 6CB-12121-00          | 8 - 2       |                       | 46 - 3      | 6P2-14149-00          | 14 - 2      | 6CB-15512-00          | 8 - 29      | 6P3-24563-01          | 1 - 14      |
| 68T-11325-00          | 1 - 4       | 6CB-12171-00          | 8 - 9       | 67F-13434-20          | 2 - 25      | 6CB-14180-05          | 13 - 1      | 6CB-15544-00          | 6 - 4       |                       | 15 - 12     |
|                       | 3 - 32      | 6CB-12172-00          | 8 - 13      | 6CE-13437-60          | 17 - 16     | 6CB-14181-01          | 13 - 15     | 6CB-2134V-00          | 5 - 40      | 6P3-24564-00          | 1 - 13      |
| 63P-11325-01          | 1 - 1       | 6CB-12181-00          | 8 - 11      | N26-13440-00          | 1 - 6       | 6CB-14182-02          | 13 - 2      | 69J-2134X-00          | 9 - 16      |                       | 15 - 11     |
|                       | 3 - 10      | 6CB-12182-00          | 8 - 15      |                       | 3 - 36      | 6P2-14191-00          | 13 - 16     | 6E5-21744-00          | 10 - 23     | 6CB-24566-00          | 15 - 13     |
|                       | 3 - 19      | 6CE-12411-00          | 1 - 2       | 6CE-13446-10-9S       | 3 - 38      | 68V-14216-00          | 13 - 12     | 6CB-2416A-00          | 10 - 5      | 6CB-24592-00          | 13 - 29     |
| 67F-11325-01          | 1 - 7       |                       | 3 - 21      | 6CB-13473-00          | 33 - 17     | 6CB-14216-00          | 13 - 6      | 69J-24170-00          | 9 - 14      | 6CB-24596-01          | 15 - 20     |
|                       | 5 - 20      | 67F-12412-00          | 3 - 22      |                       | 45 - 15     | 6CB-14239-00          | 13 - 17     | 69J-2419A-01          | 9 - 15      | 69J-28100-01          | 15 - 22     |
| 63P-11325-11          | 1 - 16      | 6CE-12413-00-9S       | 3 - 24      | 6CB-13477-00          | 3 - 39      | 6P2-14386-00          | 13 - 37     | 6CB-24217-00          | 13 - 7      | 67F-28100-10          | 15 - 22     |
|                       | 32 - 2      | 6CE-12413-10-9S       | 3 - 23      |                       | 45 - 16     | 6AW-1441J-00          | 9 - 11      | 60E-24300-01          | 14 - 9      | 67F-2812A-00          | 20 - 32     |
| 67F-11328-00          | 5 - 21      | 6CB-12422-10-9S       | 3 - 25      | 6CB-13490-00          | 33 - 16     | 6CB-14429-01          | 13 - 19     | 6Y2-24307-50          | 16 - 1      | 6CB-41132-00-9S       | 32 - 14     |
| 6AW-1132N-01          | 1 - 5       | 6CB-12427-10          | 3 - 26      | 6CB-13532-10          | 10 - 2      | 63P-14435-00          | 21 - 31     | 6CB-24313-00          | 15 - 18     | 6CB-41134-00          | 32 - 15     |
|                       | 3 - 34      |                       | 45 - 8      | 6CB-13533-00          | 10 - 1      | 6CB-14440-01          | 9 - 9       | 6CB-24313-10          | 15 - 18     |                       | 46 - 6      |
| 6AW-1132P-00          | 1 - 3       | 6CB-1242F-00          | 6 - 2       | 6CB-13545-00          | 10 - 17     | 6CB-1447B-00          | 13 - 33     | 6CB-24314-01          | 15 - 2      | 6CB-41135-00          | 32 - 18     |
|                       | 3 - 30      |                       | 45 - 5      | 6CB-13546-00          | 10 - 21     | 6CB-14546-00          | 13 - 26     | 6CB-24314-11          | 15 - 2      |                       | 46 - 8      |
| 6CB-11351-00          | 3 - 29      | 6CB-1243E-00          | 7 - 14      | 6CB-13547-00          | 10 - 22     | 6CB-14564-00          | 13 - 9      | 6CB-24315-00          | 25 - 13     | 6CE-41136-00          | 32 - 20     |
|                       | 45 - 9      | 6CE-1244G-00          | 7 - 11      | 6CB-13548-00          | 10 - 24     | 63P-14567-00          | 13 - 36     | 6CB-24317-00          | 14 - 6      |                       | 46 - 9      |
| 6CB-11355-00          | 33 - 13     | 6CE-1244H-00          | 7 - 13      | 6CB-13556-00          | 11 - 3      | 6CE-14711-00-9S       | 32 - 21     | 6CB-24323-00          | 14 - 7      | 6CE-41137-00-CA       | 32 - 1      |
|                       | 45 - 13     | 6CE-12481-10          | 18 - 23     |                       | 45 - 12     | 6CB-14750-00          | 32 - 10     | 6CB-24324-00          | 14 - 5      | 6CB-41138-00          | 32 - 17     |
| 6CB-1135A-00          | 6 - 6       | 6CE-12482-10          | 10 - 8      | 68V-13577-00          | 14 - 4      | 6CB-14755-00          | 32 - 12     | 6E5-24351-51          | 15 - 3      |                       | 46 - 7      |
| 6CB-11410-00          | 4 - 1       | 6CB-12483-00          | 10 - 25     | 6CB-13577-00          | 12 - 4      |                       | 46 - 5      |                       | 16 - 3      | 6CB-42134-00          | 2 - 14      |
| 6CB-11416-00          | 4 - 5       | 6CE-12483-00          | 18 - 18     |                       | 12 - 8      | 6CB-1475A-00          | 10 - 26     | 6AW-24360-01          | 16 - 6      | 6AW-42169-00          | 25 - 15     |
| 6CB-11416-10          | 4 - 5       | 6CB-12484-00          | 10 - 10     | 6CB-13593-00          | 13 - 22     | 6CB-1475F-00          | 10 - 27     | 6Y2-24360-60          | 16 - 5      | 6CE-42195-00          | 27 - 6      |
| 6CB-11416-20          | 4 - 5       | 6CE-12485-00          | 18 - 25     | 69J-13631-00          | 33 - 12     | 6CB-1475G-00          | 10 - 30     | 6CE-24376-00          | 18 - 26     | 6BG-42384-00          | 25 - 2      |
| 6CB-11416-30          | 4 - 5       | 6CE-1248A-00          | 18 - 16     | 6CE-13641-00          | 9 - 5       | 6CB-1475H-00          | 13 - 13     | 6G8-24376-00          | 10 - 28     | 6CE-42510-00-8D       | 29 - 5      |
| 6CB-11416-40          | 4 - 5       | 6AW-12572-00          | 25 - 18     | 6CB-13645-00          | 9 - 6       | 6CB-1475J-00          | 13 - 14     | 6CE-24377-00          | 18 - 17     | 6CE-42610-00          | 2 - 1       |
| 6CB-11417-00          | 4 - 6       | 6CB-12576-10          | 7 - 3       | 6CB-13646-00          | 9 - 7       | 6CE-14872-00          | 18 - 24     | 6AW-24377-01          | 15 - 4      | 6CE-42613-00          | 2 - 27      |
| 6CB-11417-10          | 4 - 6       | 6CB-12577-00          | 7 - 7       | 6CB-13711-00          | 11 - 2      |                       | 18 - 27     | 688-24378-00          | 7 - 2       | 6CB-42615-00          | 24 - 5      |
| 6CB-11417-20          | 4 - 6       | 6R3-12581-00          | 25 - 19     | 69J-13716-00          | 13 - 21     | 6CB-14984-00          | 1 - 12      |                       | 10 - 20     | 6BG-42617-00          | 21 - 8      |
| 6CB-11417-30          | 4 - 6       | 6AW-12582-00          | 25 - 20     | 6CB-13751-00          | 11 - 1      |                       | 13 - 31     |                       | 10 - 34     | 6CB-42617-00          | 21 - 9      |
| 6CB-11417-40          | 4 - 6       | 6R3-12583-00          | 25 - 21     | 6AW-13761-00          | 12 - 2      | 6CB-14985-00          | 13 - 25     |                       | 18 - 29     | 6CB-42628-00          | 2 - 17      |
| 6CB-11426-01          | 4 - 7       | 6P2-12615-00          | 8 - 25      |                       | 12 - 6      | 6CB-14989-00          | 10 - 29     | 6CE-24378-00          | 7 - 12      | 60V-42629-00          | 44 - 8      |
| 6CB-11427-00          | 4 - 8       | 6P2-12623-00          | 8 - 20      | 6AW-13781-00          | 13 - 34     | 6CE-15100-10          | 3 - 2       | 6E5-24378-00          | 14 - 8      |                       | 44 - 20     |

NUMERICAL INDEX  
INDICE NUMERICO

| PART NO.<br>CODIGO N° | REF.<br>NO. | PART NO.<br>CODIGO N° | REF.<br>NO. | PART NO.<br>CODIGO N° | REF.<br>NO. | PART NO.<br>CODIGO N° | REF.<br>NO. | PART NO.<br>CODIGO N° | REF.<br>NO. | PART NO.<br>CODIGO N° | REF.<br>NO. |
|-----------------------|-------------|-----------------------|-------------|-----------------------|-------------|-----------------------|-------------|-----------------------|-------------|-----------------------|-------------|
| 6CB-42629-00          | 21 - 10     | 6CB-42818-00          | 24 - 13     | 69J-4384G-00          | 30 - 58     | 6CE-44120-10          | 27 - 16     | 6G5-44526-00          | 28 - 3      | 6AW-45344-00          | 36 - 36     |
| 6CE-42635-00          | 2 - 4       | 6CB-42819-00          | 24 - 14     | 6H1-4384G-11          | 30 - 54     | 6CE-44121-00          | 27 - 12     | 6CE-44532-00          | 29 - 25     | 6CE-45361-10          | 34 - 80     |
| 6CB-42643-00          | 25 - 29     | 69J-43111-02-8D       | 28 - 1      | 69J-4384H-00          | 30 - 10     | 6CE-44122-00          | 27 - 7      | 6CE-44533-00          | 29 - 30     |                       | 36 - 76     |
| 6CB-42644-00          | 25 - 30     | 69J-43112-01-8D       | 28 - 14     | 61A-4384H-10          | 30 - 74     | 6CE-44142-10          | 27 - 4      | 6CE-44536-00          | 29 - 24     | 61A-45371-00          | 1 - 19      |
| 6CB-42647-00          | 2 - 7       | 6E5-43126-10          | 28 - 43     | 6CJ-4384M-00          | 30 - 38     | 6CE-44150-00          | 34 - 12     | 6CE-44551-00-CA       | 29 - 10     |                       | 35 - 18     |
| 6CB-42662-00          | 5 - 44      | 6R3-43131-00          | 28 - 21     | 69J-43851-00          | 30 - 49     | 6CF-44150-00          | 36 - 12     | 6CE-44552-00-CA       | 29 - 20     |                       | 37 - 18     |
| 6AW-42663-00          | 2 - 13      | 61A-43132-00          | 28 - 12     | 69J-43853-00          | 30 - 45     | 6CE-44311-01          | 34 - 14     | 6CE-44555-00-94       | 29 - 14     | 6CE-45375-00          | 34 - 8      |
| 6CE-42675-01          | 2 - 19      | 61A-43133-00          | 28 - 15     | 69J-43854-00          | 30 - 57     |                       | 36 - 14     | 6CE-44574-00          | 29 - 12     |                       | 36 - 8      |
| 6CE-42676-01          | 2 - 20      | 66T-43144-00          | 24 - 17     | 69J-43855-00          | 30 - 52     | 6AW-44312-00          | 34 - 20     | 6CE-44575-00-94       | 29 - 13     | 663-45376-00          | 34 - 7      |
| 6CE-42677-00          | 2 - 21      | 6G5-43144-00          | 28 - 33     | 6H1-43856-10          | 30 - 56     |                       | 36 - 20     | 6CE-45111-00-8D       | 32 - 26     |                       | 36 - 7      |
| 6CE-42678-00          | 2 - 18      | 6E5-43145-01          | 38 - 8      | 61A-43861-00          | 30 - 14     | 6CB-44312-00          | 34 - 28     | 6CB-45113-00          | 32 - 27     | 63P-45378-00          | 35 - 20     |
| 6CE-42681-01          | 2 - 22      | 6G5-43148-00          | 28 - 38     |                       | 30 - 16     |                       | 36 - 28     |                       | 46 - 12     |                       | 37 - 20     |
| 6CE-42682-01          | 2 - 23      | 61A-43181-01          | 28 - 35     |                       | 30 - 67     | 6CE-44315-00          | 34 - 24     | 6CE-45123-00          | 32 - 25     | 63P-45379-00          | 32 - 43     |
| 6AW-42697-10          | 2 - 24      | 6G5-43185-02          | 28 - 36     | 69J-43861-00          | 31 - 6      |                       | 36 - 24     |                       | 46 - 11     | 6CB-45383-00          | 34 - 78     |
| 6CB-42711-01-8D       | 24 - 1      | 61A-43311-22-8D       | 28 - 30     | 6H1-43861-00          | 30 - 6      |                       | 46 - 22     | 6CE-45127-00          | 32 - 24     |                       | 36 - 74     |
| 6CB-42716-00          | 24 - 6      | 61A-43376-00          | 29 - 3      | 6D8-43863-00          | 30 - 27     |                       | 46 - 35     |                       | 46 - 10     | 6CB-45384-00          | 34 - 79     |
| 69J-42717-00          | 25 - 11     | 69J-43800-05-8D       | 30 - 1      | 61A-43864-00          | 30 - 73     | 6AW-44322-00          | 34 - 16     | 6BB-45152-01          | 32 - 31     |                       | 36 - 75     |
| 6D0-42717-00          | 24 - 22     | 69J-43801-01          | 30 - 4      | 60V-4386A-00          | 30 - 44     |                       | 36 - 16     | 61A-45155-00          | 32 - 35     | 6CE-45501-00          | 34 - 43     |
| 69J-42723-01          | 21 - 25     | 69J-43804-00          | 31 - 5      | 69J-4386K-00          | 31 - 10     |                       | 46 - 29     | 6CE-45181-00-9S       | 32 - 19     |                       | 36 - 43     |
| 6E5-42724-00          | 32 - 9      | 69J-43805-00          | 31 - 4      | 61A-43871-00          | 30 - 15     | 6CE-44323-00          | 34 - 23     | 6CE-45211-00-8D       | 32 - 45     | 6CE-45501-10          | 34 - 43     |
| 6CE-42725-02          | 24 - 2      | 6CE-4380P-00          | 30 - 12     | 61A-43871-00          | 30 - 62     |                       | 36 - 23     | 6P2-45214-00          | 35 - 10     |                       | 36 - 43     |
| 6H4-42726-00          | 25 - 4      | 6CE-43810-00          | 30 - 3      | 6H1-43872-00          | 30 - 7      |                       | 46 - 34     |                       | 37 - 10     | 6CE-45539-00          | 34 - 42     |
| 6H1-42726-21          | 25 - 1      | 61A-43811-00          | 30 - 9      | 61A-43874-00          | 30 - 72     | 6CE-44352-00          | 34 - 21     | 6P2-45215-00          | 35 - 11     |                       | 36 - 42     |
| 61A-42727-00          | 25 - 5      | 61A-43813-01          | 30 - 18     | 6H1-43875-00          | 30 - 29     |                       | 36 - 21     |                       | 37 - 11     | 6CE-45550-00          | 34 - 44     |
| 64G-42727-00          | 25 - 6      | 6H1-43814-00          | 30 - 17     | 6T4-43875-01          | 30 - 68     |                       | 46 - 32     | 6CE-45224-00          | 35 - 14     | 6CF-45550-00          | 36 - 44     |
| 6CE-42733-00          | 25 - 7      | 69J-43816-00          | 30 - 63     | 61A-43875-10          | 30 - 75     | 6CE-44361-00          | 35 - 3      |                       | 37 - 14     | 6CF-45560-00          | 36 - 47     |
| 6CE-42734-00          | 25 - 8      | 69J-43817-00          | 31 - 13     | 61A-43876-00          | 30 - 26     |                       | 37 - 3      | 6CE-45225-00          | 35 - 15     | 676-45567-00          | 34 - 76     |
| 6CE-42741-01-8D       | 26 - 1      | 61A-43818-00          | 30 - 25     | CS3-4387G-00          | 30 - 59     | 6CE-44361-10          | 35 - 3      |                       | 37 - 15     | 6CB-45567-00          | 34 - 54     |
| 6CB-42743-00          | 24 - 25     | 69J-4381C-00          | 30 - 30     | 69J-43880-01          | 31 - 1      |                       | 37 - 3      | 6CE-45244-00          | 34 - 41     |                       | 36 - 52     |
| 6CB-42744-00          | 25 - 35     |                       | 30 - 35     | 69J-43881-01          | 31 - 11     | 6D0-44362-01          | 35 - 23     |                       | 36 - 41     | 676-45567-10          | 34 - 76     |
| 6H4-42748-00          | 24 - 23     | 69J-4381J-00          | 30 - 64     | 69J-43882-00          | 31 - 8      |                       | 37 - 23     | 6G5-45251-02          | 1 - 15      | 6CB-45567-10          | 34 - 54     |
| 68F-42753-00          | 24 - 31     | 69J-43820-01          | 30 - 71     | 6H1-43883-00          | 30 - 43     | 6AW-44365-00          | 34 - 19     |                       | 28 - 2      |                       | 36 - 52     |
| 6CB-42756-00          | 24 - 29     | 61A-43821-01          | 30 - 70     | 69J-43886-00          | 31 - 7      |                       | 35 - 1      | 6CE-45300-00-8D       | 34 - 1      | 676-45567-20          | 34 - 76     |
| 69M-42758-01          | 18 - 5      | 61A-43822-00          | 30 - 69     | 69J-43888-00          | 31 - 17     |                       | 36 - 19     | 6CF-45300-00-8D       | 36 - 1      | 6CB-45567-20          | 34 - 54     |
|                       | 20 - 10     | 69J-43828-00          | 31 - 16     | 69J-4388E-01          | 30 - 23     |                       | 37 - 1      | 6CE-45300-10-8D       | 34 - 1      |                       | 36 - 52     |
| 6CB-42761-00          | 24 - 3      | 6H1-43829-00          | 31 - 19     | 69J-4388F-00          | 31 - 14     |                       | 46 - 21     | 6CF-45300-10-8D       | 36 - 1      | 676-45567-30          | 34 - 76     |
| 6CB-42766-00          | 24 - 27     | 69J-4382E-00          | 30 - 11     | 69J-4388H-00          | 31 - 12     | 6AW-44366-00          | 32 - 46     | 6CE-45301-00-8D       | 34 - 2      | 6CB-45567-30          | 34 - 54     |
| 6CB-42769-01          | 32 - 13     | 69J-43830-01          | 30 - 33     | 69J-4388J-00          | 30 - 20     |                       | 35 - 2      |                       | 36 - 2      |                       | 36 - 52     |
| 6CE-42771-01-8D       | 26 - 2      | 69J-43831-00          | 30 - 66     | 69J-43891-00          | 31 - 9      |                       | 37 - 2      | 69J-45318-01          | 32 - 33     | 676-45567-40          | 34 - 76     |
| 6CE-42774-00          | 26 - 15     | 69J-43833-00          | 30 - 21     | 6CJ-43893-00          | 30 - 46     |                       | 46 - 13     | 65N-45321-00          | 34 - 9      | 6CB-45567-40          | 34 - 54     |
| 6AW-42785-00          | 25 - 17     | 61A-43835-01          | 30 - 19     | 69J-43894-00          | 30 - 41     | 6D0-44366-00          | 35 - 24     |                       | 36 - 9      |                       | 36 - 52     |
| 6CE-42786-00          | 25 - 9      | 6CE-43840-00          | 30 - 2      | 69J-43899-01          | 30 - 31     |                       | 37 - 24     | 6CB-45332-00-CA       | 34 - 66     | 676-45567-50          | 34 - 76     |
| 6CE-42787-00          | 25 - 10     | 6CJ-43841-00          | 30 - 42     | 61A-4389H-01          | 30 - 8      | 6D0-44367-00          | 35 - 22     | 6CF-45332-00-CA       | 36 - 64     | 6CB-45567-50          | 34 - 54     |
| 6AH-42794-40          | 24 - 33     | 6CJ-43843-00          | 30 - 53     | 69J-4389J-00          | 30 - 32     |                       | 37 - 22     | 6CE-45335-00-9S       | 34 - 30     |                       | 36 - 52     |
| 6AH-42794-50          | 24 - 34     | 6CJ-43844-00          | 30 - 50     |                       | 30 - 36     | 6P2-44391-00          | 24 - 24     |                       | 36 - 30     | 6CE-45571-00          | 34 - 68     |
| 6CB-42815-01-8D       | 24 - 7      | 6H1-43844-10          | 30 - 55     | 6CE-44100-00          | 27 - 10     | 6CE-44511-00-94       | 29 - 31     | 688-45341-10          | 34 - 5      | 6CB-45576-00          | 34 - 69     |
| 6CB-42816-01-8D       | 24 - 8      | 69J-43845-00          | 30 - 28     | 6CE-44118-00-94       | 27 - 14     | 6CE-44514-00-94       | 29 - 22     |                       | 36 - 5      | 6CF-45576-00          | 36 - 66     |
| 6CB-42817-01-8D       | 24 - 9      | 69A-4384F-00          | 30 - 39     | 6CE-44120-00          | 27 - 16     | 6CE-44526-00          | 29 - 23     | 6AW-45344-00          | 34 - 36     | 6CB-45577-00          | 34 - 73     |

NUMERICAL INDEX  
INDICE NUMERICO

| PART NO.<br>CODIGO N° | REF.<br>NO. | PART NO.<br>CODIGO N° | REF.<br>NO. | PART NO.<br>CODIGO N° | REF.<br>NO. | PART NO.<br>CODIGO N° | REF.<br>NO. | PART NO.<br>CODIGO N° | REF.<br>NO. | PART NO.<br>CODIGO N° | REF.<br>NO. |
|-----------------------|-------------|-----------------------|-------------|-----------------------|-------------|-----------------------|-------------|-----------------------|-------------|-----------------------|-------------|
| 6CB-45577-00          | 36 - 70     | 6CB-45824-00          | 34 - 48     | 6CB-81639-00          | 20 - 28     | 6P2-82113-00          | 20 - 31     | 6CE-82590-01          | 21 - 1      | 6CB-85580-00          | 17 - 4      |
| 6CB-45577-10          | 34 - 73     |                       | 36 - 49     | 6CE-81800-00          | 23 - 1      | 69J-82147-00          | 28 - 32     | 6CB-82594-00          | 21 - 3      | 6CE-85592-00          | 17 - 9      |
|                       | 36 - 70     | 6CE-45930-00          | 35 - 30     | 6CE-81801-00          | 23 - 5      | 6E5-82148-00          | 28 - 9      | 6X6-8259E-20          | 41 - 11     | 6P2-85780-00          | 6 - 10      |
| 6CB-45577-20          | 34 - 73     | 6CF-45930-00          | 37 - 30     | 6CE-81807-00          | 23 - 8      | 6H1-82148-00          | 28 - 6      | 6CE-8259M-00          | 22 - 14     | 6CB-85790-00          | 21 - 18     |
|                       | 36 - 70     | 6CE-45970-10          | 35 - 30     | 6CB-81809-00          | 23 - 14     | 6AW-82149-00          | 29 - 16     | 6X6-82716-00          | 41 - 12     | 63P-85886-00          | 21 - 30     |
| 6CB-45577-30          | 34 - 73     | 6CF-45970-10          | 37 - 30     | 6CE-81810-00          | 23 - 3      | 67F-82151-00          | 20 - 26     | 68F-82846-00          | 20 - 30     | 6P2-85896-00          | 19 - 5      |
|                       | 36 - 70     | 6D0-45970-10          | 35 - 34     | 67F-81813-00          | 23 - 6      | 6CE-82151-00          | 20 - 22     | 6Y8-83363-00          | 42 - 19     | 6CE-8591A-02          | 18 - 1      |
| 6CB-45577-40          | 34 - 73     | 6D1-45970-10          | 37 - 34     | 6CE-81820-00          | 23 - 7      | 6G1-82151-00          | 42 - 5      |                       | 42 - 22     | 6C5-86120-00          | 10 - 3      |
|                       | 36 - 70     | 6CE-45972-10          | 35 - 30     | 6CE-81821-00          | 23 - 11     | 67F-82151-10          | 20 - 27     |                       | 43 - 5      | 6CB-86120-00          | 6 - 1       |
| 6CB-45577-50          | 34 - 73     | 6CF-45972-10          | 37 - 30     | 6CB-81822-02          | 22 - 5      | 67F-82151-40          | 20 - 24     | 703-83383-A0          | 40 - 7      | 6Y9-87278-00          | 42 - 11     |
|                       | 36 - 70     | 6CE-45974-00          | 35 - 30     | 6CB-81823-00          | 22 - 9      | 67F-82151-50          | 20 - 25     |                       | 41 - 7      | 63P-8A4L0-00          | 44 - 23     |
| 6CB-45577-60          | 34 - 73     | 6CF-45974-00          | 37 - 30     | 6CB-81826-00          | 23 - 22     | 6CE-82170-00          | 20 - 21     | 6Y8-83500-01          | 42 - 18     | 60V-8A4L1-11          | 44 - 1      |
|                       | 36 - 70     | 6CE-45976-00          | 35 - 30     | 69J-81828-00          | 23 - 23     | 6CB-82310-00          | 19 - 1      | 6Y8-8350T-01          | 42 - 21     | 63P-8A4L2-00          | 44 - 11     |
| 6K1-45578-01          | 36 - 72     | 6CF-45976-00          | 37 - 30     | 6CE-81830-00          | 23 - 16     | 6CB-82314-00          | 19 - 3      |                       | 43 - 4      | K0F-A3233-00          | 4 - 15      |
| 6K1-45578-10          | 36 - 72     | 6CE-45978-00          | 35 - 30     | 6CB-81832-00          | 23 - 9      | 6CB-82316-01          | 18 - 3      | 6Y9-83512-00          | 42 - 10     | K0F-A3741-00          | 8 - 5       |
| 6K1-45578-20          | 36 - 72     | 6CF-45978-00          | 37 - 30     | 6CB-81836-00          | 23 - 10     | 6P2-82380-00          | 11 - 5      | 6Y9-83553-00          | 42 - 13     | K0F-A3742-00          | 8 - 6       |
| 6K1-45578-30          | 36 - 72     | 6D0-45978-00          | 35 - 34     | 6CE-81839-00          | 23 - 19     | 6CB-82388-00          | 21 - 16     | 6Y8-83553-01          | 42 - 4      | K0F-A3743-00          | 8 - 3       |
| 6K1-45578-40          | 36 - 72     | 6D1-45978-00          | 37 - 34     | 67F-8183R-00          | 23 - 13     | 6X6-82510-01          | 40 - 3      | 6Y9-83553-40          | 42 - 14     | K0F-A3751-00          | 8 - 8       |
| 6K1-45578-50          | 36 - 72     | 69J-45987-00          | 35 - 25     | 60V-8183T-00          | 23 - 17     | 6X6-82510-10          | 41 - 3      | 6E5-83558-00          | 32 - 37     | K0F-A3751-10          | 8 - 8       |
| 6K1-45578-60          | 36 - 72     |                       | 37 - 25     | 6P2-8183X-00          | 20 - 19     | 6Y8-82521-11          | 42 - 16     | 6Y8-8356N-01          | 42 - 24     | K0F-A3751-20          | 8 - 8       |
| 6CE-45587-00          | 34 - 34     | 6CE-45997-00          | 35 - 26     | 6CE-81840-00          | 23 - 4      |                       | 43 - 2      | K0F-A3751-01          | 42 - 12     | K0F-A3751-30          | 8 - 8       |
|                       | 36 - 34     |                       | 37 - 26     | 67F-81841-00          | 23 - 12     | 6Y8-82521-31          | 42 - 7      | 6Y9-8356N-10          | 42 - 15     | K0F-A3751-40          | 8 - 8       |
| 6CE-45587-10          | 34 - 34     | 688-45997-01          | 35 - 26     | 6CE-81842-00          | 23 - 18     |                       | 43 - 3      | 63P-83614-01          | 21 - 27     | K0F-A3751-50          | 8 - 8       |
|                       | 36 - 34     |                       | 37 - 26     | 6BR-81845-00          | 18 - 7      | 703-82532-00          | 40 - 4      |                       | 21 - 28     | K0F-A3751-60          | 8 - 8       |
| 6CE-45587-20          | 34 - 34     | 6CE-45B70-00          | 35 - 32     | 67F-81846-00          | 23 - 24     |                       | 41 - 4      | 6AW-83651-00          | 21 - 23     | K0F-A3751-70          | 8 - 8       |
|                       | 36 - 34     | 6CF-45B70-00          | 37 - 32     | 6CE-81850-00          | 23 - 2      | 6Y8-82553-01          | 42 - 1      | 6AW-8366B-00          | 44 - 2      | K0F-A3751-80          | 8 - 8       |
| 6CE-45587-30          | 34 - 34     | 6CE-45B72-00          | 35 - 32     | 6CE-81869-00          | 23 - 21     |                       | 43 - 9      |                       | 44 - 12     | K0F-A3751-90          | 8 - 8       |
|                       | 36 - 34     | 6CF-45B72-00          | 37 - 32     | 67F-81891-00          | 23 - 15     | 682-82556-00          | 40 - 6      |                       | 44 - 24     | K0F-A3751-A0          | 8 - 8       |
| 6CE-45587-40          | 34 - 34     | 6CE-45B74-00          | 35 - 32     | 6CE-81919-20          | 20 - 37     |                       | 41 - 6      | 63P-8366C-00          | 44 - 13     | K0F-A3751-B0          | 8 - 8       |
|                       | 36 - 34     | 6CF-45B74-00          | 37 - 32     | 6Y8-81920-01          | 42 - 2      | 6P2-82560-01          | 21 - 19     |                       | 44 - 25     | K0F-A3751-C0          | 8 - 8       |
| 6CE-45587-50          | 34 - 34     | 6CE-45C81-00          | 35 - 31     |                       | 43 - 7      | 6BR-82563-00          | 21 - 24     | 60V-8366D-00          | 44 - 3      | K0F-A3751-D0          | 8 - 8       |
|                       | 36 - 34     |                       | 35 - 33     | 6CB-81923-00          | 20 - 38     | 6X6-82570-31          | 40 - 1      |                       | 44 - 15     | K0F-A3751-E0          | 8 - 8       |
| 6CE-45587-60          | 34 - 34     |                       | 37 - 31     | 6P2-81925-01          | 20 - 1      | 6X6-82570-40          | 41 - 1      | 69J-83672-11          | 29 - 1      | K0F-A3751-F0          | 8 - 8       |
|                       | 36 - 34     |                       | 37 - 33     | 6CB-81929-00          | 20 - 4      | 6X6-82570-60          | 41 - 9      | 6Y9-83710-10          | 42 - 9      | K0F-A3751-G0          | 8 - 8       |
| 6CB-45611-00          | 34 - 55     | 6CE-4820A-01          | 27 - 1      | 6C5-81941-00          | 23 - 20     | 6X6-82571-00          | 40 - 2      | 6Y8-84383-00          | 42 - 20     | K0F-A3751-H0          | 8 - 8       |
| 6CF-45611-00          | 36 - 53     | 6E5-61301-01          | 39 - 1      | 6CB-81948-01          | 20 - 8      | 6X6-82571-10          | 41 - 2      |                       | 42 - 23     | K0F-A3751-J0          | 8 - 8       |
| 6CE-45631-00          | 34 - 64     | 6E5-61303-00          | 39 - 5      | 6CE-81949-00          | 22 - 15     | 6X6-82571-20          | 41 - 10     |                       | 43 - 6      | K0F-A3751-K0          | 8 - 8       |
|                       | 36 - 62     | 6E5-61311-11          | 39 - 3      | 6AW-81950-00          | 20 - 15     | 688-82575-10          | 40 - 5      | 6P2-85075-00          | 19 - 6      | K0F-A3751-L0          | 8 - 8       |
| 6E5-45633-01          | 34 - 65     | 6E5-61313-00          | 39 - 2      | 6CB-81952-00          | 21 - 33     | 6X6-82575-10          | 41 - 5      | 6Y8-85371-01          | 42 - 3      | K0F-A3751-M0          | 8 - 8       |
|                       | 36 - 63     | 6E5-61315-00          | 39 - 4      | 68F-8195A-00          | 20 - 23     | 6Y8-82582-01          | 43 - 10     |                       | 42 - 17     | K0F-A3751-N0          | 8 - 8       |
| 6CB-45634-00          | 34 - 56     | 6E5-61350-02          | 38 - 1      | 6CE-81960-00          | 18 - 11     | 6Y8-82582-11          | 42 - 8      |                       | 43 - 8      | K0F-A3751-P0          | 8 - 8       |
|                       | 36 - 54     | 6E5-61351-01          | 38 - 2      | 6CE-81972-00-9S       | 18 - 12     |                       | 43 - 11     | 64J-85516-00          | 18 - 4      | K0F-A3751-R0          | 8 - 8       |
| 61A-45635-00          | 34 - 60     | 6E5-61355-00          | 38 - 5      | 6CE-81975-00          | 18 - 13     | 69J-82587-00          | 21 - 26     |                       | 20 - 9      | K0F-A3751-S0          | 8 - 8       |
|                       | 36 - 58     | 6CE-68303-00          | 27 - 23     | 6X6-81980-00          | 41 - 8      | 6CE-82588-00          | 20 - 6      | 6CB-85516-00          | 17 - 15     | K0F-A3751-T0          | 8 - 8       |
| 6H1-45668-00          | 34 - 59     | 6P2-81336-00          | 20 - 34     | 6AH-81994-40          | 17 - 17     | 6E9-82588-00          | 21 - 20     | 6CB-85544-00          | 20 - 29     | K0F-A3753-00          | 8 - 8       |
|                       | 36 - 57     | 6CB-81337-00          | 17 - 13     | 6AH-81994-50          | 17 - 18     | 6CB-82589-01          | 21 - 7      | 689-85547-00          | 15 - 1      | K0F-A3753-10          | 8 - 8       |
| 6AW-45723-00          | 34 - 27     | 6CE-81410-00          | 17 - 3      | 6AH-81996-00          | 24 - 35     | 6X6-8258A-30          | 42 - 6      | 6CB-85547-00          | 9 - 10      | K0F-A3753-20          | 8 - 8       |
|                       | 36 - 27     | 6CB-81443-00          | 22 - 7      | 6CB-82105-00          | 20 - 41     | 6X6-8258A-40          | 43 - 1      | 6CB-85561-00          | 17 - 5      | K0F-A3753-30          | 8 - 8       |



NUMERICAL INDEX  
INDICE NUMERICO

| PART NO.<br>CODIGO N° | REF.<br>NO. | PART NO.<br>CODIGO N° | REF.<br>NO. | PART NO.<br>CODIGO N° | REF.<br>NO. | PART NO.<br>CODIGO N° | REF.<br>NO. | PART NO.<br>CODIGO N° | REF.<br>NO. | PART NO.<br>CODIGO N° | REF.<br>NO. |
|-----------------------|-------------|-----------------------|-------------|-----------------------|-------------|-----------------------|-------------|-----------------------|-------------|-----------------------|-------------|
| K0F-A3753-40          | 8 - 8       | 90110-05039           | 37 - 17     | 90159-06053           | 26 - 11     | 90201-62008           | 34 - 33     | 90430-08020           | 46 - 14     | 90464-13249           | 9 - 22      |
| K0F-A3753-50          | 8 - 8       | 90111-06142           | 26 - 4      | 90170-09M05           | 39 - 10     |                       | 36 - 33     | 90430-14115           | 5 - 10      |                       | 18 - 9      |
| K0F-A3753-60          | 8 - 8       |                       | 26 - 7      | 90170-10009           | 35 - 7      | 90202-40M47           | 29 - 9      |                       | 44 - 14     |                       | 20 - 12     |
| K0F-A3753-70          | 8 - 8       | 90111-06144           | 26 - 3      |                       | 37 - 7      | 90206-14N50           | 31 - 2      |                       | 44 - 26     | 90464-16001           | 25 - 28     |
| 6CB-W0001-02          | 45 - 1      |                       | 26 - 8      | 90170-14M06           | 39 - 6      | 90206-15M18           | 24 - 12     | 90430-14M09           | 1 - 17      | 90464-18004           | 22 - 13     |
| 6CE-W0001-20          | 46 - 1      | 90111-08078           | 2 - 8       | 90170-16M19           | 34 - 45     | 90214-30003           | 34 - 39     |                       | 33 - 5      | 90464-18246           | 21 - 13     |
| 6CE-W0078-00          | 1 - 20      | 90116-10041           | 35 - 5      |                       | 36 - 45     |                       | 36 - 39     |                       | 46 - 2      | 90464-20181           | 9 - 23      |
|                       | 46 - 27     |                       | 37 - 5      | 90170-30M18           | 34 - 40     | 90249-06M19           | 28 - 39     | 90430-18130           | 5 - 8       |                       | 10 - 18     |
| 6CE-W009A-00-9S       | 5 - 1       | 90119-06M17           | 9 - 21      |                       | 36 - 40     | 90250-08M07           | 34 - 63     |                       | 5 - 18      |                       | 18 - 10     |
| 6CE-W009B-04-9S       | 3 - 1       |                       | 15 - 14     | 90171-18M04           | 35 - 28     |                       | 36 - 61     | 90445-07017           | 44 - 6      |                       | 20 - 14     |
| 6CE-W009C-00-9S       | 5 - 11      | 90119-06M18           | 32 - 44     |                       | 37 - 28     | 90280-04002           | 34 - 22     |                       | 44 - 18     |                       | 21 - 2      |
| 6CB-W1165-00          | 4 - 9       | 90119-06M24           | 9 - 2       | 90173-06001           | 26 - 9      |                       | 36 - 22     | 90445-07032           | 32 - 39     |                       | 21 - 15     |
| 6CB-W4624-00          | 8 - 27      | 90119-06M56           | 18 - 6      | 90179-06M28           | 2 - 3       |                       | 46 - 33     | 90445-07033           | 32 - 39     | 90464-20258           | 24 - 32     |
| 6CE-W8145-01          | 17 - 1      |                       | 20 - 11     |                       | 5 - 41      | 90282-05008           | 34 - 77     | 90445-09068           | 18 - 28     | 90464-23001           | 10 - 6      |
| 6AW-W9011-00          | 17 - 2      | 90119-06M61           | 25 - 33     | 90179-08003           | 22 - 3      |                       | 36 - 73     | 90445-09220           | 7 - 1       | 90464-26002           | 7 - 8       |
| 90101-09M70           | 39 - 9      | 90119-06MA3           | 18 - 14     | 90183-02M03           | 34 - 62     | 90340-08002           | 34 - 4      | 90445-096H2           | 7 - 9       |                       | 10 - 13     |
| 90101-12047           | 28 - 47     | 90119-07001           | 5 - 5       |                       | 36 - 60     |                       | 36 - 4      | 90445-097F7           | 10 - 9      |                       | 18 - 22     |
| 90101-12M05           | 28 - 47     |                       | 5 - 15      | 90183-061A6           | 26 - 10     | 90340-14M06           | 5 - 9       | 90445-107A5           | 18 - 19     | 90464-99004           | 9 - 12      |
|                       | 28 - 47     | 90119-07234           | 5 - 6       | 90185-05002           | 35 - 13     |                       | 33 - 4      | 90445-13M01           | 16 - 2      | 90465-08M83           | 28 - 18     |
| 90101-14004           | 29 - 17     |                       | 5 - 16      |                       | 35 - 16     | 90340-18M09           | 5 - 7       | 90445-14019           | 25 - 23     |                       | 28 - 26     |
| 90105-06035           | 6 - 3       | 90119-08020           | 9 - 3       |                       | 37 - 13     |                       | 5 - 17      | 90445-14021           | 25 - 14     | 90465-11M10           | 7 - 10      |
|                       | 9 - 4       | 90119-08102           | 32 - 4      |                       | 37 - 16     | 90386-08008           | 27 - 2      | 90445-16015           | 25 - 16     |                       | 10 - 7      |
| 90105-06037           | 3 - 28      | 90119-08M14           | 34 - 26     | 90185-06M07           | 5 - 45      | 90386-10001           | 27 - 21     | 90446-15003           | 20 - 20     |                       | 10 - 11     |
|                       | 3 - 45      |                       | 36 - 26     | 90185-09M01           | 38 - 6      | 90386-10M16           | 28 - 37     |                       | 29 - 33     |                       | 15 - 6      |
|                       | 6 - 7       |                       | 46 - 37     |                       | 39 - 11     | 90386-11001           | 27 - 18     | 90447-07013           | 44 - 7      |                       | 15 - 19     |
| 90105-06039           | 25 - 34     | 90119-08M22           | 24 - 21     | 90185-14M00           | 29 - 18     | 90386-15M73           | 24 - 10     |                       | 44 - 19     |                       | 17 - 10     |
| 90105-06151           | 3 - 18      | 90119-08M32           | 34 - 29     |                       | 29 - 28     | 90386-18M14           | 28 - 45     | 90462-06013           | 18 - 20     |                       | 18 - 30     |
|                       | 3 - 40      |                       | 36 - 29     | 90185-22M11           | 28 - 24     |                       | 30 - 24     | 90462-10061           | 32 - 42     |                       | 25 - 3      |
|                       | 22 - 11     | 90119-10007           | 32 - 28     | 90201-02M00           | 34 - 61     | 90386-18M63           | 28 - 44     | 90464-06001           | 21 - 5      |                       | 25 - 24     |
| 90105-06M07           | 3 - 13      | 90119-10008           | 35 - 9      |                       | 36 - 59     | 90386-25M31           | 28 - 22     | 90464-07209           | 10 - 19     |                       | 28 - 25     |
|                       | 5 - 22      |                       | 37 - 9      | 90201-06M02           | 32 - 41     | 90386-39M89           | 29 - 7      | 90464-08004           | 11 - 11     |                       | 29 - 34     |
| 90105-06M08           | 12 - 9      | 90119-10009           | 35 - 8      | 90201-08M09           | 27 - 8      | 90387-06M03           | 25 - 32     | 90464-09013           | 7 - 5       |                       | 32 - 38     |
| 90105-08175           | 3 - 7       |                       | 37 - 8      | 90201-10048           | 35 - 6      | 90387-06M43           | 26 - 13     |                       | 10 - 14     |                       | 44 - 5      |
|                       | 5 - 28      | 90119-10024           | 28 - 29     |                       | 37 - 6      | 90387-06M60           | 9 - 20      | 90464-09129           | 21 - 32     |                       | 44 - 17     |
| 90105-08178           | 6 - 5       |                       | 29 - 21     | 90201-10M01           | 8 - 32      |                       | 15 - 16     | 90464-10011           | 10 - 33     | 90465-11M59           | 7 - 15      |
| 90105-08220           | 5 - 29      |                       | 29 - 32     | 90201-10M20           | 38 - 7      | 90387-07028           | 26 - 6      | 90464-10M59           | 7 - 4       | 90465-13M24           | 21 - 6      |
| 90105-08M61           | 34 - 81     | 90119-10038           | 35 - 5      | 90201-10M76           | 39 - 8      | 90387-08M37           | 24 - 20     | 90464-11012           | 10 - 31     | 90465-14M66           | 14 - 13     |
|                       | 36 - 77     |                       | 37 - 5      | 90201-11008           | 27 - 20     | 90387-08M45           | 2 - 11      | 90464-11121           | 21 - 12     |                       | 21 - 22     |
| 90105-08M87           | 22 - 6      | 90119-10050           | 8 - 18      | 90201-12426           | 28 - 49     | 90387-10094           | 2 - 9       | 90464-12009           | 14 - 14     | 90467-130A5           | 25 - 25     |
| 90105-10M00           | 35 - 19     | 90119-10M07           | 8 - 31      | 90201-13M01           | 28 - 48     | 90387-10M05           | 28 - 40     | 90464-12010           | 7 - 6       | 90467-140A8           | 25 - 26     |
|                       | 37 - 19     | 90151-05M05           | 3 - 33      | 90201-156J2           | 24 - 11     | 90387-10M61           | 38 - 3      |                       | 10 - 12     | 90467-140A9           | 25 - 27     |
| 90105-14005           | 29 - 27     | 90151-06M02           | 3 - 11      | 90201-16032           | 29 - 15     | 90387-11005           | 5 - 26      |                       | 10 - 32     | 90468-18008           | 27 - 9      |
| 90109-06277           | 5 - 33      |                       | 3 - 20      | 90201-16M00           | 34 - 46     | 90387-28013           | 29 - 26     | 90464-12012           | 14 - 15     |                       | 27 - 13     |
|                       | 5 - 37      |                       | 32 - 3      |                       | 36 - 46     | 90401-19001           | 3 - 37      |                       | 14 - 16     | 90480-06M19           | 16 - 4      |
| 90109-06M80           | 26 - 14     | 90152-05M08           | 35 - 12     | 90201-26M59           | 28 - 23     | 90430-06M03           | 5 - 23      |                       | 15 - 5      | 90480-10M23           | 9 - 19      |
| 90109-06M81           | 44 - 4      |                       | 37 - 12     | 90201-32008           | 34 - 75     | 90430-08020           | 1 - 18      | 90464-12183           | 20 - 13     |                       | 15 - 15     |
|                       | 44 - 16     | 90155-11002           | 5 - 27      | 90201-40M00           | 29 - 6      |                       | 34 - 6      |                       | 21 - 14     | 90480-12314           | 17 - 14     |
| 90110-05039           | 35 - 17     | 90159-04005           | 22 - 4      | 90201-41008           | 34 - 51     |                       | 36 - 6      | 90464-13227           | 22 - 12     |                       | 19 - 4      |

NUMERICAL INDEX  
INDICE NUMERICO

| PART NO.<br>CODIGO N° | REF.<br>NO. | PART NO.<br>CODIGO N° | REF.<br>NO. | PART NO.<br>CODIGO N° | REF.<br>NO. | PART NO.<br>CODIGO N° | REF.<br>NO. | PART NO.<br>CODIGO N° | REF.<br>NO. | PART NO.<br>CODIGO N° | REF.<br>NO. |
|-----------------------|-------------|-----------------------|-------------|-----------------------|-------------|-----------------------|-------------|-----------------------|-------------|-----------------------|-------------|
| 90480-13M24           | 26 - 12     | 93102-38008           | 8 - 26      | 93211-02001           | 36 - 69     | 93608-16M16           | 36 - 50     | 95895-06020           | 18 - 2      | 98780-06550           | 3 - 35      |
| 90480-14029           | 25 - 31     |                       | 45 - 11     |                       | 46 - 26     |                       | 37 - 4      |                       | 20 - 5      | 99001-08600           | 34 - 13     |
| 90480-16009           | 26 - 5      | 93102-85008           | 4 - 4       | 93306-209U0           | 34 - 67     | 93700-06M03           | 28 - 17     |                       | 21 - 11     |                       | 36 - 13     |
| 90480-22M81           | 24 - 19     |                       | 45 - 10     | 93311-83280           | 34 - 3      |                       | 28 - 31     | 95895-06025           | 18 - 15     | 99002-03600           | 30 - 40     |
| 90501-10M77           | 34 - 57     | 93104-22M07           | 34 - 15     |                       | 36 - 3      | 94702-00400           | 1 - 8       |                       | 19 - 2      | 99009-47500           | 34 - 52     |
|                       | 36 - 55     |                       | 36 - 15     | 93311-85894           | 34 - 47     |                       | 5 - 46      | 95895-06030           | 5 - 32      | 99530-08012           | 17 - 6      |
| 90506-16003           | 28 - 42     |                       | 46 - 18     |                       | 36 - 48     | 95022-06035           | 17 - 11     |                       | 5 - 36      | 99530-14016           | 8 - 30      |
| 90506-22001           | 24 - 16     |                       | 46 - 28     | 93315-43061           | 34 - 70     | 95023-06012           | 18 - 21     |                       | 17 - 12     |                       |             |
| 90560-12M01           | 38 - 4      | 93106-09014           | 34 - 11     |                       | 36 - 67     | 95027-06025           | 3 - 27      | 95895-08016           | 20 - 2      |                       |             |
| 91318-05025           | 30 - 60     |                       | 36 - 11     | 93332-00048           | 36 - 65     | 95380-06600           | 2 - 16      |                       | 20 - 39     |                       |             |
| 91318-05040           | 30 - 65     |                       | 46 - 17     | 93332-000A4           | 34 - 50     |                       | 10 - 4      |                       | 20 - 40     |                       |             |
| 91490-40030           | 35 - 29     | 93106-19N50           | 30 - 5      | 93332-000A5           | 34 - 74     | 95380-08600           | 27 - 5      | 97013-06020           | 20 - 17     |                       |             |
|                       | 37 - 29     | 93210-064A5           | 30 - 51     | 93340-67011           | 34 - 53     | 95380-12600           | 28 - 50     | 97013-08045           | 22 - 1      |                       |             |
| 91690-30020           | 28 - 41     | 93210-07003           | 35 - 21     |                       | 36 - 51     | 95380-14700           | 39 - 7      | 97075-06020           | 11 - 6      |                       |             |
| 91690-40010           | 3 - 16      |                       | 37 - 21     | 93341-440U5           | 36 - 71     | 95780-08300           | 2 - 12      | 97075-10045           | 32 - 5      |                       |             |
| 91809-08006           | 5 - 4       |                       | 46 - 15     | 93399-99966           | 34 - 32     | 95780-10300           | 29 - 4      | 97095-05020           | 17 - 7      |                       |             |
|                       | 5 - 14      | 93210-08391           | 30 - 48     |                       | 36 - 32     | 95812-06025           | 33 - 8      | 97095-06010           | 28 - 7      |                       |             |
| 92903-06600           | 20 - 18     | 93210-09165           | 27 - 17     | 93399-999T6           | 31 - 3      | 95814-08020           | 20 - 3      |                       | 28 - 34     |                       |             |
| 92903-08600           | 22 - 2      |                       | 31 - 18     | 93410-10082           | 27 - 22     | 95875-06016           | 33 - 21     |                       | 32 - 40     |                       |             |
| 92990-06100           | 2 - 15      | 93210-16275           | 38 - 9      | 93410-18M05           | 28 - 46     | 95875-06020           | 32 - 11     | 97095-06012           | 32 - 32     |                       |             |
| 92990-06200           | 2 - 6       | 93210-17239           | 30 - 22     | 93410-37M04           | 29 - 11     | 95875-06025           | 27 - 19     | 97095-06014           | 28 - 27     |                       |             |
| 92990-08600           | 2 - 10      | 93210-19MJ3           | 33 - 20     | 93420-36M01           | 32 - 34     |                       | 27 - 24     | 97095-06016           | 9 - 17      |                       |             |
| 92990-18200           | 35 - 27     |                       | 46 - 4      | 93501-04011           | 34 - 58     | 95875-06040           | 33 - 14     |                       | 20 - 35     |                       |             |
|                       | 37 - 27     | 93210-24M79           | 3 - 42      |                       | 36 - 56     | 95875-08030           | 9 - 1       |                       | 44 - 9      |                       |             |
| 92995-05600           | 17 - 8      |                       | 45 - 17     | 93501-08001           | 30 - 47     | 95875-08060           | 11 - 4      |                       | 44 - 21     |                       |             |
| 92995-06100           | 11 - 7      | 93210-26658           | 3 - 8       | 93503-16003           | 30 - 37     | 95880-08012           | 24 - 15     | 97095-06020           | 19 - 7      |                       |             |
| 92995-06600           | 9 - 18      |                       | 33 - 15     | 93505-32038           | 30 - 13     | 95885-06014           | 5 - 39      | 97095-06025           | 28 - 4      |                       |             |
|                       | 11 - 8      |                       | 45 - 6      |                       | 30 - 34     |                       | 6 - 9       | 97095-08020           | 34 - 37     |                       |             |
|                       | 19 - 8      |                       | 45 - 14     | 93604-07M13           | 27 - 15     | 95885-08025           | 5 - 24      |                       | 36 - 37     |                       |             |
|                       | 20 - 36     | 93210-27370           | 3 - 44      | 93604-35236           | 30 - 61     | 95895-06010           | 32 - 36     | 97575-06525           | 27 - 11     |                       |             |
|                       | 28 - 5      |                       | 45 - 18     | 93605-10108           | 8 - 10      | 95895-06012           | 18 - 8      | 97575-08535           | 32 - 22     |                       |             |
|                       | 28 - 8      | 93210-33M49           | 34 - 10     |                       | 8 - 12      |                       | 21 - 4      |                       | 33 - 2      |                       |             |
|                       | 28 - 11     |                       | 36 - 10     |                       | 8 - 14      |                       | 21 - 21     | 97575-08555           | 27 - 3      |                       |             |
|                       | 28 - 20     |                       | 46 - 16     |                       | 8 - 16      |                       | 21 - 29     | 97575-08560           | 32 - 16     |                       |             |
|                       | 28 - 28     | 93210-35321           | 29 - 8      | 93606-12019           | 3 - 3       |                       | 24 - 18     | 97575-10535           | 32 - 7      |                       |             |
|                       | 44 - 10     | 93210-37160           | 34 - 18     |                       | 3 - 4       |                       | 24 - 26     | 97575-10570           | 35 - 9      |                       |             |
|                       | 44 - 22     |                       | 36 - 18     |                       | 4 - 3       |                       | 24 - 28     |                       | 37 - 9      |                       |             |
| 92995-08600           | 34 - 38     |                       | 46 - 20     |                       | 22 - 10     |                       | 24 - 30     | 97595-06610           | 20 - 16     |                       |             |
|                       | 36 - 38     |                       | 46 - 31     |                       | 34 - 25     | 95895-06014           | 15 - 21     | 97780-50620           | 20 - 33     |                       |             |
| 92995-10600           | 32 - 6      | 93210-64488           | 34 - 35     |                       | 36 - 25     |                       | 24 - 4      | 97780-60516           | 2 - 5       |                       |             |
| 92995-14600           | 29 - 19     |                       | 36 - 35     |                       | 46 - 36     | 95895-06016           | 10 - 16     | 97780-60520           | 25 - 22     |                       |             |
|                       | 29 - 29     |                       | 46 - 24     | 93606-19M23           | 32 - 23     |                       | 15 - 17     | 97885-06010           | 28 - 13     |                       |             |
| 93101-28M16           | 34 - 31     | 93210-66001           | 31 - 15     | 93608-16M16           | 32 - 8      |                       | 20 - 7      |                       | 28 - 16     |                       |             |
|                       | 36 - 31     | 93210-94003           | 34 - 17     |                       | 32 - 29     |                       | 21 - 17     | 97885-06012           | 28 - 10     |                       |             |
|                       | 46 - 23     |                       | 36 - 17     |                       | 32 - 47     |                       | 21 - 34     |                       | 28 - 19     |                       |             |
| 93101-30M17           | 34 - 71     |                       | 46 - 19     |                       | 33 - 3      |                       | 22 - 8      | 97985-06216           | 29 - 2      |                       |             |
|                       | 36 - 68     |                       | 46 - 30     |                       | 34 - 49     |                       | 25 - 12     | 98507-04008           | 13 - 39     |                       |             |
|                       | 46 - 25     | 93211-02001           | 34 - 72     |                       | 35 - 4      | 95895-06020           | 9 - 13      | 98780-06530           | 3 - 31      |                       |             |