



**PARTS  
CATALOGUE  
CATALOGO  
DE REPUESTOS**

**F100B'13 (60CE)**

---



1M60C-200S1

( )

F100B  
PARTS CATALOGUE  
©2013 by Yamaha Motor Co., Ltd.  
1st edition, June 2013  
All rights reserved.  
Any reprinting or unauthorized use  
without the written permission of  
Yamaha Motor Co., Ltd.  
is expressly prohibited.  
Printed in Japan.

F100B  
CATALOGO DE REPUESTOS  
©2013 por Yamaha Motor Co., Ltd.  
1ª edición, junio 2013  
Todos los derechos reservados.  
Toda reproducción o uso no autorizado  
sin el consentimiento escrito de  
Yamaha Motor Co., Ltd.  
quedan expresamente prohibidos  
Impreso en Japón.

# FOREWORD

This Parts Catalogue is related to the parts for the model(s) on the cover page. When you are ordering replacement parts, please refer to this Parts Catalogue and quote both part numbers and part names correctly.

1. Modifications or additions which have been made after the issue of the Parts Catalogue will be announced in the Parts News.  
It is advisable that you make the necessary corrections to the Parts Catalogue according to the Parts News.

2. Abbreviations

The following abbreviations are used in this Parts Catalogue.

“UR” Use specified parts number.

“UN” Use as many as needed.

“AP” Alternate Parts

“LM” Locally Made (Parts need to be ordered locally)

“F#” Frame No. (Applicable machine No.)

“O/S” Over Size

3. The number of components for assembly

- Parts, which are to be supplied in an assembly, are listed with a dot (.) in front of the part name as shown below.
- The numeral appearing to the right of each component part indicates the quantity of parts for each assembly unit.

PART NO.	DESCRIPTION	Q'TY	REMARKS
2F5-83310-60	FRONT FLASHER LIGHT ASSY	2	
115-83311-60	.BULB (6V-18W)	1	

4. Applicable colours of graphics are represented in the “REMARKS” as shown below.

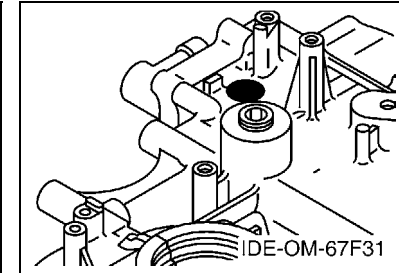
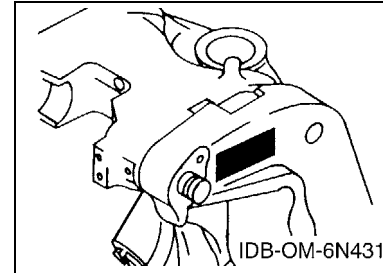
PART NO.	DESCRIPTION	Q'TY	REMARKS
2N4-24110-00-X5	FUEL TANK COMP.	2	MXR
3J1-24240-10	.GRAPHIC, FUEL TANK	1	FOR MXR

5. Note that the illustrations for reference in finding parts numbers are not to be used for assembling. When assembling, please use the applicable service manual.

6. The asterisk (\*) before a reference number indicates modified items after the first edition.

7. Applicable Serial No.

Engine Serial No.



8. Applicable Engine Starting Serial No.

Model	Serial No.	Model	Serial No.
F100B	60C-1008242		

9. Applicable Colour Code

Abbreviation	Colour Name	Colour Code
DBN1	DARK BLUISH GRAY 1	008D

10. Quantity Column Information

Column No.	Name Of Q'ty Column	Applicable Model
1	ET	F100BET
2	EHT	F100BEHT
3	EHD	F100BEHD

# PROLOGO

Este catálogo de repuestos corresponde a las piezas para el o los modelos que figuran en la página de portada. Al formular el pedido de repuestos, se ruega citar este catálogo y especificar correctamente el número y el nombre de las piezas.

- Las modificaciones y agregados que se hayan realizado después de la edición de este Catálogo de Repuestos, serán anunciados en las Informaciones de Recambios. Es recomendable que se hagan las correcciones necesarias en el Catálogo de Repuestos de acuerdo con las Informaciones de Recambios.

## 2. Abreviaciones

En este. Catálogo de Repuestos se emplean las siguientes abreviaciones.

“UR” Usar el número de partes especificado

“UN” Usar la cantidad necesaria

“AP” Piezas sustitutivas

“LM” Fabricación local (Hay que pedir los repuestos en las cercanías)

“F#” N° de bastidor (N° aplicable a la máquina)

“O/S” Sobredimensionado

## 3. La cantidad de componentes para el montaje

- Los componentes, suministrados como conjunto, se describen con un punto (.) que precede al nombre del parte como se indica a continuación.
- La numeración que aparece a la derecha de cada descripción indica la cantidad de partes por cada unidad de conjunto.

CODIGO N°	DESCRIPCION	CANT.	OBSERVACIONES
2F5-83310-60	ENSAMBLAJE DE LA LUZ	2	
115-83311-60	.BOMBILLA (6V-18W)	1	

## 4. Los colores de los componentes se indican como sigue en la columna de “OBSERVACIONES”.

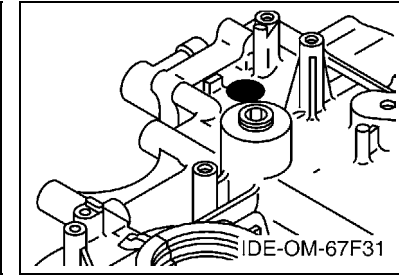
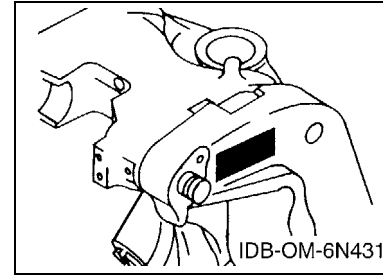
CODIGO N°	DESCRIPCION	CANT.	OBSERVACIONES
2N4-24110-00-X5	COMP. DEL TANQUE	2	MXR
3J1-24240-10	.GRAFICO, DEL TANQUE	1	PARA MXR

- Debe tenerse en cuenta que las ilustraciones sirven como guía para la búsqueda de los números de partes y no deben usarse para el montaje. Durante el montaje, se recomienda usar el manual de taller correspondiente.

- EL asterisco (\*) antes del número de referencia indica los elementos modificados después de la primera edición.

## 7. Números de serie

N° de Serie del motor



## 8. Números de serie del motor

Modelo	N° de serie	Modelo	N° de serie
F100B	60C-1008242		

## 9. Códigos de color aplicables

Abreviatura	Nombre de color	Código de color
DBN1	DARK BLUISH GRAY 1	008D

## 10. Información para la columna de cantidades

Columna N°	Nombre de la columna de cantidades	Modelo aplicable
1	ET	F100BET
2	EHT	F100BEHT
3	EHD	F100BEHD

# CONTENTS

SCHEDULED SERVICE PARTS .....	1
TOP COWLING .....	2
CYLINDER & CRANKCASE 1 .....	3
CRANKSHAFT & PISTON .....	5
CYLINDER & CRANKCASE 2 .....	6
VALVE .....	8
INTAKE .....	10
CARBURETOR 1 .....	11
CARBURETOR 2 .....	13
FUEL 1 .....	14
FUEL 2 .....	16
GENERATOR .....	17
ELECTRICAL 1 .....	18
ELECTRICAL 2 .....	20
ELECTRICAL 3 .....	22
ELECTRICAL 4 .....	24
ELECTRICAL 5 .....	26
STARTING MOTOR .....	27
BOTTOM COWLING .....	29
STEERING 1 .....	32
STEERING 2 .....	35
STEERING 3 .....	36
STEERING FRICTION .....	37
CONTROL .....	38
BRACKET 1 .....	40
BRACKET 2 .....	42
BRACKET 3 .....	44
BRACKET 4 .....	45
POWER TRIM & TILT ASSY 1 .....	47
POWER TRIM & TILT ASSY 2 .....	49
UPPER CASING .....	51
OIL PAN .....	53
LOWER CASING & DRIVE 1 .....	54
LOWER CASING & DRIVE 2 .....	58
STEERING GUIDE .....	60
REMOTE CONTROL BOX .....	61
REMOTE CONTROL ASSY .....	62
METER .....	65
OPTIONAL PARTS 1 .....	66
OPTIONAL PARTS 2 .....	67
REPAIR KIT 1 .....	68

REPAIR KIT 2 .....	69
REPAIR KIT 3 .....	70

## INDEX

NUMERICAL INDEX .....	72
-----------------------	----

# CONTENIDO

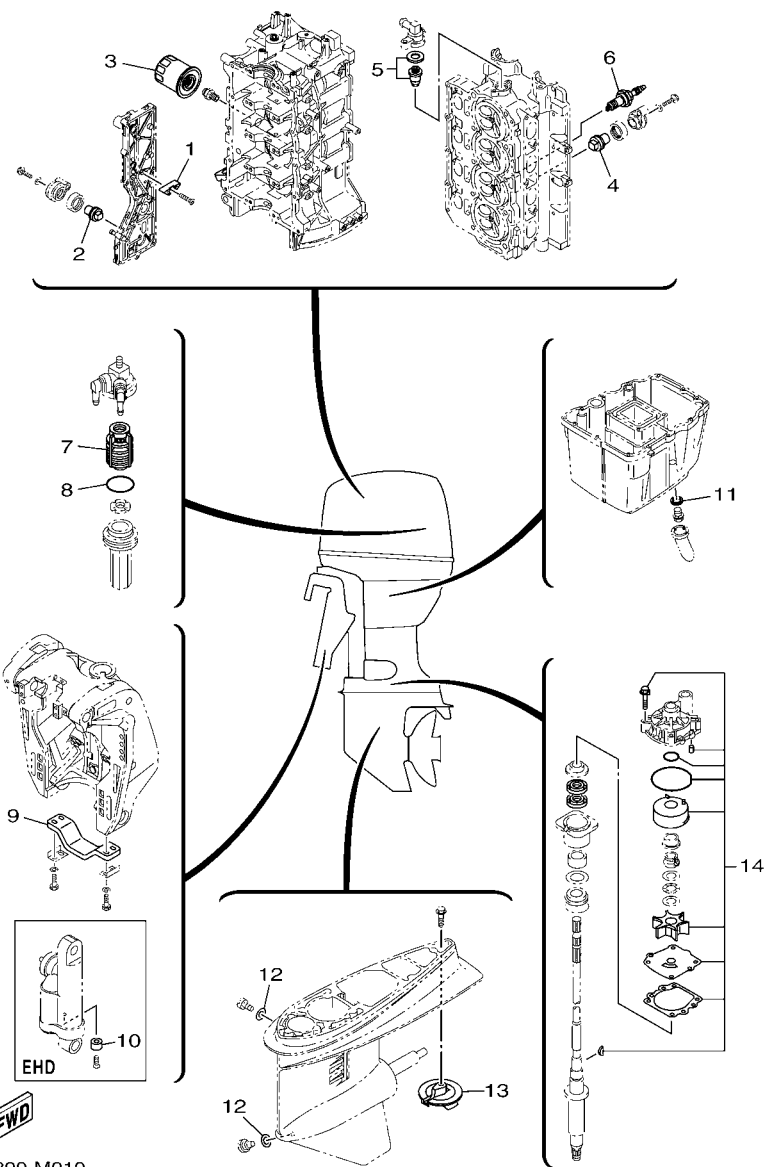
PARTES DE REPUESTO TEMPORALES .....	1
SOPORTE SUPERIOR .....	2
CILINDRO & CARTER 1 .....	3
CIGUENAL & PISTON .....	5
CILINDRO & CARTER 2 .....	6
VALVULA .....	8
ADMISION .....	10
CARBURADOR 1 .....	11
CARBURADOR 2 .....	13
COMBUSTIBLE 1 .....	14
COMBUSTIBLE 2 .....	16
GENERADOR .....	17
EQUIPO ELECTRICO 1 .....	18
EQUIPO ELECTRICO 2 .....	20
EQUIPO ELECTRICO 3 .....	22
EQUIPO ELECTRICO 4 .....	24
EQUIPO ELECTRICO 5 .....	26
MOTOR DE ARRANQUE .....	27
CUBIERTA INFERIOR .....	29
DIRECCION 1 .....	32
DIRECCION 2 .....	35
DIRECCION 3 .....	36
FRICCION DE DIRECCION .....	37
CONTROL .....	38
SOPORTE 1 .....	40
SOPORTE 2 .....	42
SOPORTE 3 .....	44
SOPORTE 4 .....	45
COMPONER Y PODER VARILLA 1 .....	47
COMPONER Y PODER VARILLA 2 .....	49
FUNDA SUPERIOR .....	51
OIL PAN .....	53
IMPULSOR E INFERIOR 1 .....	54
IMPULSOR E INFERIOR 2 .....	58
DIRECCIONGUIAR .....	60
CONTROL REMOTO COMPLETO .....	61
CONTROL REMOTO COMPL .....	62
MEDIDOR .....	65
PARTES OPCIONALES 1 .....	66
PARTES OPCIONALES 2 .....	67
ESTUCHE REPARATION 1 .....	68

ESTUCHE REPARATION 2 .....	69
ESTUCHE REPARATION 3 .....	70

## INDICE

INDICE NUMERICO .....	72
-----------------------	----

**FIG. 1 SCHEDULED SERVICE PARTS PARTES DE REPUESTO TEMPORALES**



60CE200-M010

REF. NO.	PART NO. CODIGO Nº	DESCRIPTION DESCRIPCION	ET	EHT	EHD	REMARKS OBSERVACIONES
1	6E5-11325-00	ANODE ANODO	3	3	3	
2	67F-11325-01	ANODE ANODO	1	1	1	
3	5GH-13440-30	ELEMENT ASSY, OIL CLEANER ELEMENTO FILTRO DE ACEITE	1	1	1	
4	67F-11325-01	ANODE ANODO	2	2	2	
5	67F-12411-01	THERMOSTAT TERMOSTAT	1	1	1	
6	94702-00391	PLUG, SPARK (NGK LFR5A-11) BUJIA (NGK LFR5A-11)	4	4	4	
7	61N-24563-10	ELEMENT, FILTER ELEMENTO DEL FILTRO	1	1	1	
8	93210-32738	O-RING ANILLO O	1	1	1	
9	6G5-45251-02	ANODE CATODE	1	1	1	
10	663-45251-00	ANODE CATODE			1	
11	90430-14M09	GASKET JUNTA	1	1	1	
12	90430-08020	GASKET JUNTA	2	2	2	
13	6E5-45371-01	TAB-TRIM QUILLA ESTABILIZADOR	1	1	1	
14	60C-W0078-00	WATER PUMP REPAIR KIT ESTUCHE REPARACION BOMBA AGUA	1	1	1	
-----						
-----						
-----						
-----						
-----						
-----						
-----						

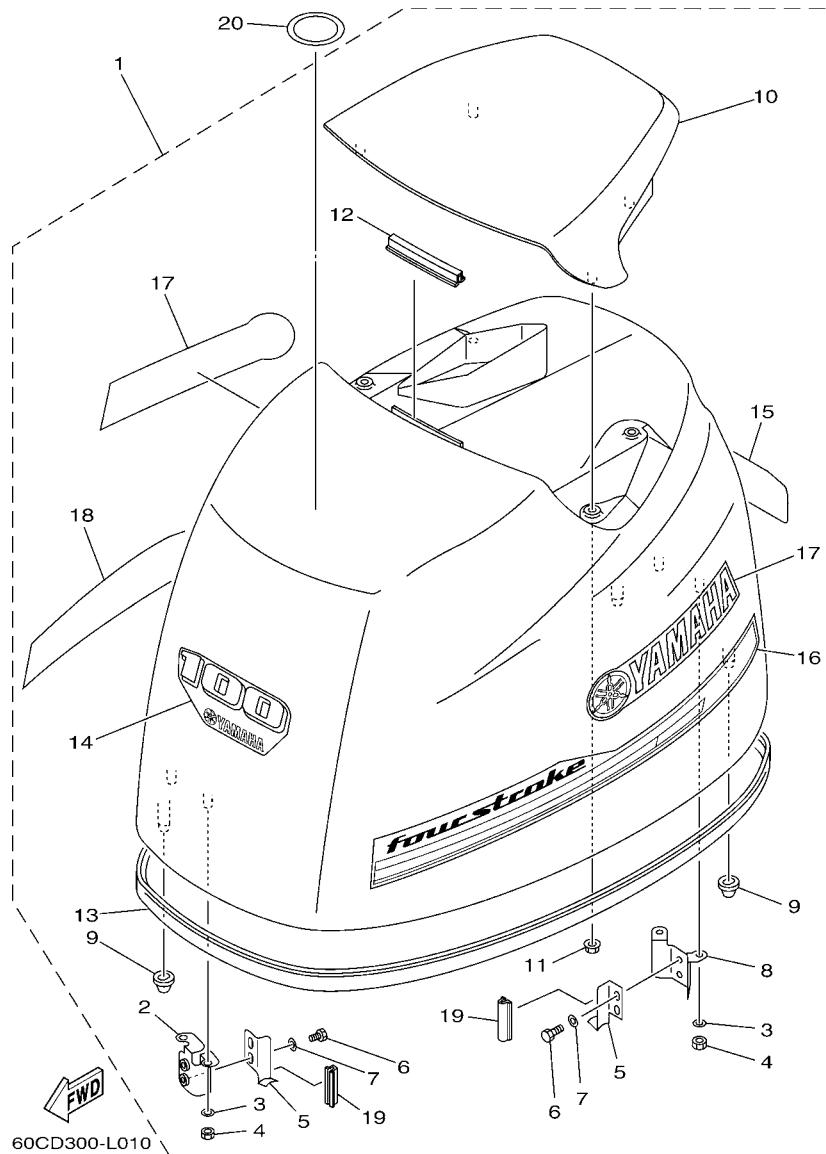
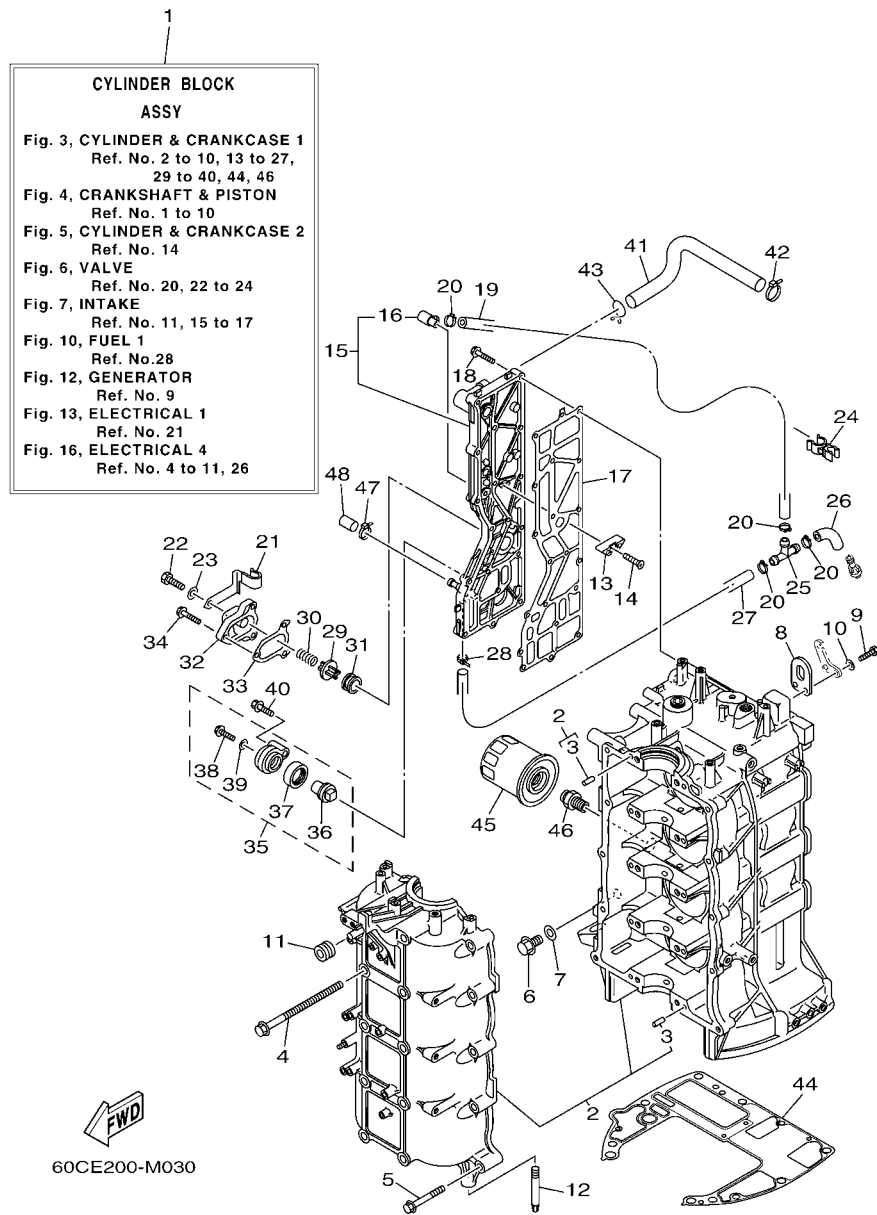


FIG. 2 TOP COWLING

SOPORTE SUPERIOR

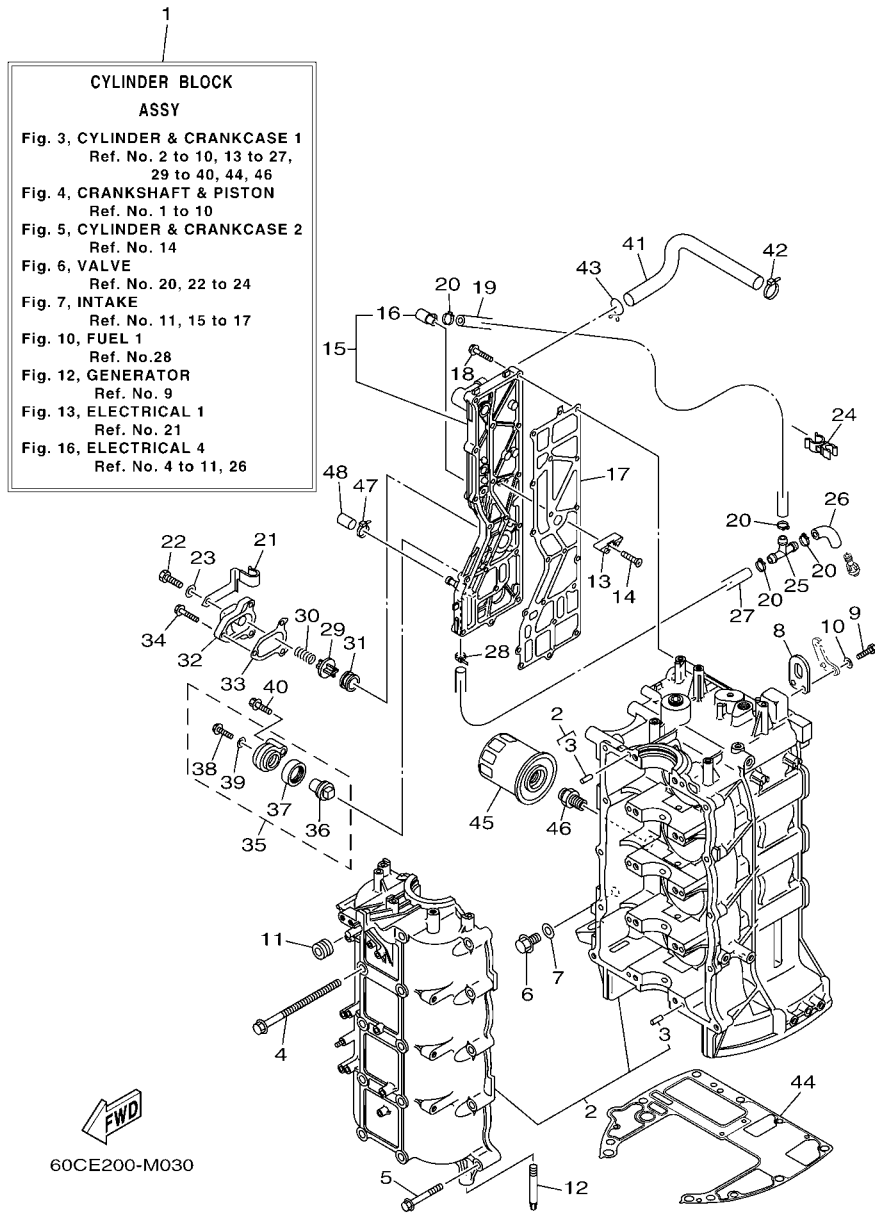
REF. NO.	PART NO. CODIGO Nº	DESCRIPTION DESCRIPCION	ET	EHT	EHD	REMARKS OBSERVACIONES
1	60C-42610-20	TOP COWLING ASSY SOPORTE SUPERIOR COMPL.	1	1		
	60C-42610-30	TOP COWLING ASSY SOPORTE SUPERIOR COMPL.			1	
2	67F-42647-00	.HOLDER, CLAMP BAND .MORDAZA DE ABRAZADERA	1	1	1	
3	92990-06100	.WASHER, SPRING .ARANDELA PLANA	4	4	4	
4	95380-06600	.NUT, HEXAGON .TUERCA	4	4	4	
5	68V-42652-00	.HOOK .GANCHO	2	2	2	
6	97095-06012	.BOLT .PERNO	4	4	4	
7	92995-06600	.WASHER .ARANDELA	4	4	4	
8	67F-42649-00	.HOLDER, CLAMP BAND .MORDAZA DE ABRAZADERA	1	1	1	
9	67F-42662-00	.DAMPER .AMORTIGUADOR	3	3	3	
10	67F-42613-00-8D	.MOLDING, AIR DUCT .MOLDURA CONDUCTO AIRE	1	1	1	
11	90179-06M24	.NUT .TUERCA	4	4	4	
12	61N-42628-00	.SEAL .SELLO DE GOMA	1	1	1	
13	67F-42615-00	.SEAL .SELLO	1	1	1	
14	60C-42677-10	.GRAPHIC, FRONT .CALCAMONIA FRONTAL	1	1	1	
15	60C-42678-10	.GRAPHIC, REAR .CALCAMONIA TRASERA	1	1		
	60C-42678-20	.GRAPHIC, REAR .CALCAMONIA TRASERA			1	
16	6D6-42675-00	.GRAPHIC, SIDE 1 .CALCAMONIA LATERAL 1	1	1	1	
17	6D6-42681-00	.MARK, COWLING .MARCA DE CUBIERTA	2	2	2	
18	6D6-42676-00	.GRAPHIC, SIDE 2 .CALCAMONIA LATERAL 2	1	1	1	
19	67F-42628-00	.SEAL .SELLO DE GOMA	2	2	2	
20	67F-13434-20	LABEL, CAUTION ETIQUETA DE PRECAUCION	1	1	1	





**FIG. 3 CYLINDER & CRANKCASE 1 CILINDRO & CARTER 1**

REF. NO.	PART NO. CODIGO Nº	DESCRIPTION DESCRIPCION	ET	EHT	EHD	REMARKS OBSERVACIONES
1	60C-W009B-08-9S	CYLINDER BLOCK ASSY CILINDRO BLOQUE COMPLETO	1	1	1	
2	67F-15100-04	CRANKCASE ASSY CARTER COMPLETO	1	1	1	
3	93606-12019	.PIN, DOWEL .PASADOR DE CLAVIJA	10	10	10	
4	90119-10M88	BOLT, WITH WASHER TORNILLO CON ARANDELA	10	10	10	
5	90119-08M66	BOLT, WITH WASHER TORNILLO CON ARANDELA	10	10	10	
6	90340-14M06	PLUG, STRAIGHT SCREW TORNILLO, DE DRENAJE	1	1	1	
7	90430-14115	GASKET JUNTA	1	1	1	
8	62Y-11119-00	HANGER, ENGINE SOPORTE DEL MOTOR	2	2	2	
9	97095-06020	BOLT PERNO	4	4	4	
10	92995-06600	WASHER ARANDELA	4	4	4	
11	90480-12314	GROMMET TAPON	1	1	1	
12	67F-15142-00	GUIDE 1 GUIA 1.	2	2	2	
13	6E5-11325-00	ANODE ANODO	3	3	3	
14	98780-04016	SCREW, FLAT HEAD TORNILLO CABEZA PLANA	3	3	3	
15	67F-41113-50-9S	OUTER COVER, EXHAUST CUBOERTA EXTERIOR DE ESCAPE	1	1	1	
16	676-11372-00	.NIPPLE, HOSE .NIPLE DE MANGUERA	1	1	1	
17	67F-41114-A2	GASKET, EXHAUST OUTER COVER EMPAQUE	1	1	1	
18	90119-06MA4	BOLT, WITH WASHER TORNILLO CON ARANDELA	18	18	18	
19	90445-10024	HOSE (L360) TUBO (L360)	1	1	1	
20	90465-11M10	CLAMP BRIDA	4	4	4	
21	90462-10060	CLAMP BRIDA	1	1	1	
22	97095-06012	BOLT PERNO	1	1	1	
23	92995-06600	WASHER ARANDELA	1	1	1	
24	90464-10010	CLAMP BRIDA	1	1	1	
25	688-24378-00	PIPE, JOINT 3 TUBO DE UNION 3	1	1	1	
26	61A-24316-00	PIPE 6 TUBO 6	1	1	1	
27	90445-10016	HOSE (L280) TUBO (L280)	1	1	1	

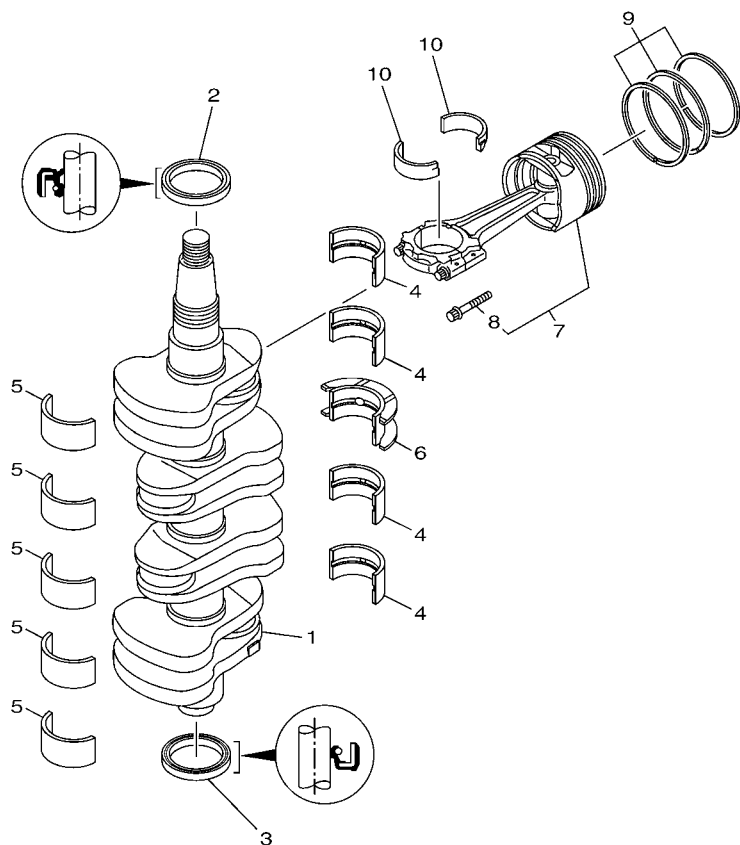


**FIG. 3 CYLINDER & CRANKCASE 1 CILINDRO & CARTER 1**

REF. NO.	PART NO. CODIGO Nº	DESCRIPTION DESCRIPCION	ET	EHT	EHD	REMARKS OBSERVACIONES
28	90465-11M10	CLAMP BRIDA	2	2	2	
29	6G5-12416-00	VALVE, PRESSURE CONTROL VALVULA DE CONTROL DE PRESION	1	1	1	
30	90501-16M11	SPRING, COMPRESSION RESORTE DE COMPRESION	1	1	1	
31	90480-20M05	GROMMET TAPON	1	1	1	
32	67F-1246A-01-9S	COVER 1 CUBIERTA 1	1	1	1	
33	67F-12435-A0	GASKET EMPAQUE	1	1	1	
34	90119-06MA2	BOLT, WITH WASHER TORNILLO CON ARANDELA	3	3	3	
35	69J-11301-00	ANODE COVER ASSY CONJUNTO CUBIERTA DE ANODO	1	1	1	
36	67F-11325-01	.ANODE .ANODO	1	1	1	
37	67F-11328-00	.GROMMET, ANODE .TAPON	1	1	1	
38	90105-06M07	.BOLT, FLANGE .TORNILLO	1	1	1	
39	90430-06M03	.GASKET .JUNTA	1	1	1	
40	97575-08540	BOLT, WITH WASHER PERNO CON ARANDELA	1	1	1	
41	67F-1243A-00	HOSE 1 TUBO 1	1	1	1	
42	90465-11M59	CLAMP BRIDA	1	1	1	
43	90467-20M15	CLIP PRESILLA	1	1	1	
44	68V-11351-00	GASKET, CYLINDER JUNTA, DE CILINDRO	1	1	1	
45	5GH-13440-30	ELEMENT ASSY, OIL CLEANER ELEMENTO FILTRO DE ACEITE	1	1	1	
46	90401-20007	BOLT, UNION PERNO DE UNION	1	1	1	
47	90465-11M10	CLAMP BRIDA	1	1		EXCEPT FLUSHING KIT
48	67F-13448-00	CAP TAPA	1	1		EXCEPT FLUSHING KIT

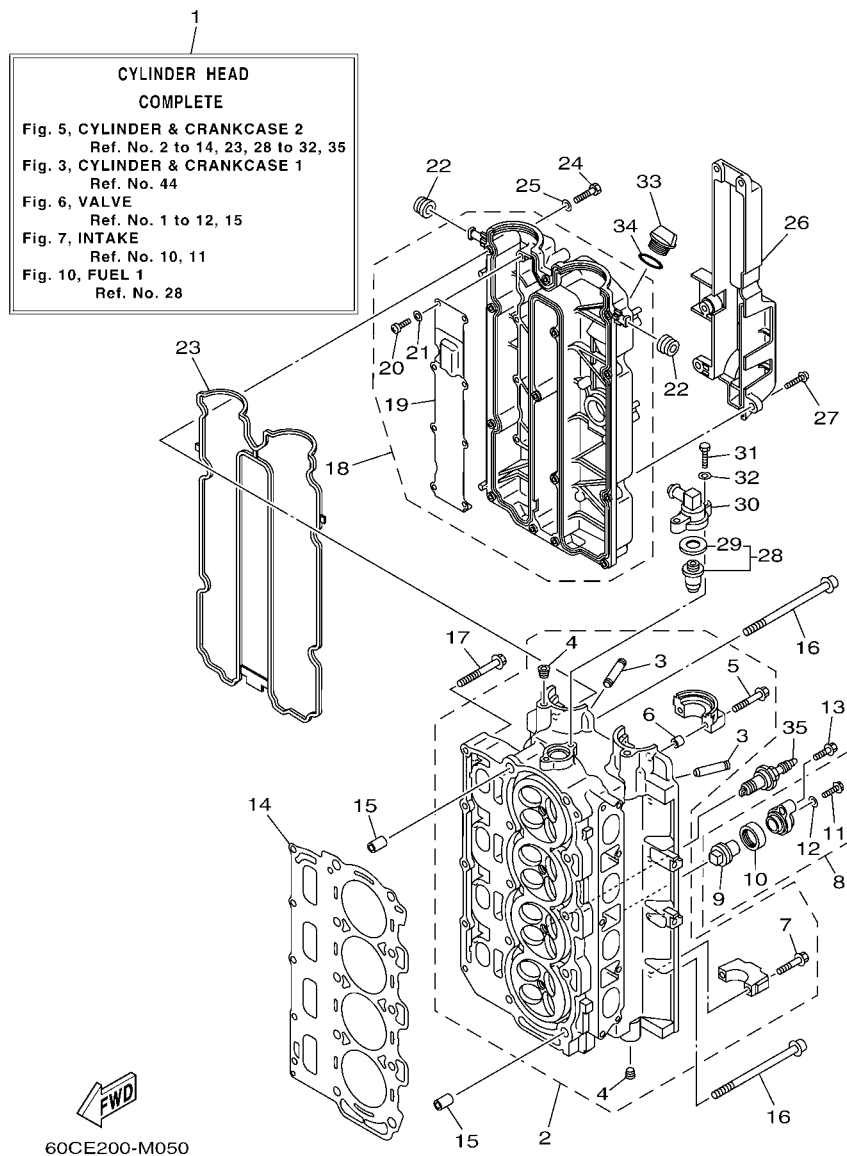
FIG. 4 CRANKSHAFT & PISTON

CIGUENAL & PISTON



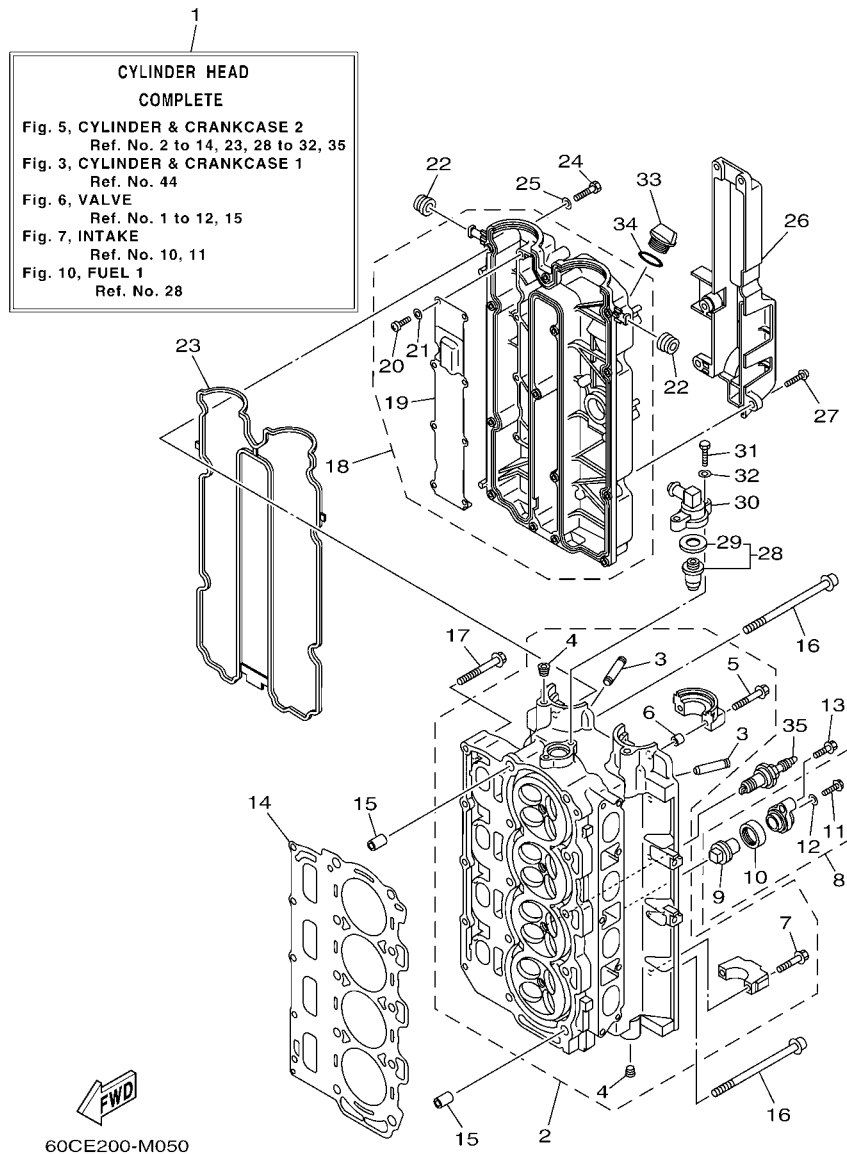
  
60CB300-K030

REF. NO.	PART NO. CODIGO Nº	DESCRIPTION DESCRIPCION	ET	EHT	EHD	REMARKS OBSERVACIONES
1	6D8-11411-01	CRANKSHAFT CIGUENAL	1	1	1	
2	93102-48008	OIL SEAL SELLO ACEITE	1	1	1	
3	93101-48001	OIL SEAL SELLO ACEITE	1	1	1	
4	6D8-11416-00	PLANE BEARING, CRANKSHAFT 1 COJINETE PLANO 1	4	4	4	UR GREEN UR GREEN
	6D8-11416-10	PLANE BEARING, CRANKSHAFT 1 COJINETE PLANO 1	4	4	4	UR BLUE UR BLUE
---	6D8-11416-20	PLANE BEARING, CRANKSHAFT 1 COJINETE PLANO 1	4	4	4	UR RED UR RED
5	6D8-11417-00	PLANE BEARING, CRANKSHAFT 2 COJINETE PLANO 2	5	5	5	UR YELLOW UR YELLOW
	6D8-11417-10	PLANE BEARING, CRANKSHAFT 2 COJINETE PLANO 2	5	5	5	UR GREEN UR GREEN
	6D8-11417-20	PLANE BEARING, CRANKSHAFT 2 COJINETE PLANO 2	5	5	5	UR BLUE UR BLUE
	6D8-11417-30	PLANE BEARING, CRANKSHAFT 2 COJINETE PLANO 2	5	5	5	UR RED UR RED
6	6D8-11418-00	PLANE BEARING, CRANKSHAFT 3 COJINETE PLANO 3	1	1	1	UR GREEN UR GREEN
	6D8-11418-10	PLANE BEARING, CRANKSHAFT 3 COJINETE PLANO 3	1	1	1	UR BLUE UR BLUE
	6D8-11418-20	PLANE BEARING, CRANKSHAFT 3 COJINETE PLANO 3	1	1	1	UR RED UR RED
7	60C-W1164-20	PISTON/CON-ROD ASSY(STD) PISTON/BIELA COMPLETA(NORMA)	4	4	4	
	60C-W1164-30	PISTON/CON-ROD ASSY(0.25MM OS) PISTON/BIELA COMP. (0:25MM OS)	4	4	4	AP AP
8	K1C-A3275-00	.BOLT, CONNECTING ROD .TORNILLO DE BIELA	2	2	2	
9	60C-11603-10	PISTON RING SET (STD) JUEGO DE ANILLOS (NORMA)	4	4	4	
	60C-11604-10	PISTON RING SET (0.25MM O/S) JUEGO DE ANILLOS (0.25MM O/S)	4	4	4	AP AP
10	6D8-11656-00	PLANE BEARING, CONNECTING ROD COJINETE PLANO	8	8	8	UR YELLOW UR YELLOW
	6D8-11656-10	PLANE BEARING, CONNECTING ROD COJINETE PLANO	8	8	8	UR GREEN UR GREEN
---	6D8-11656-20	PLANE BEARING, CONNECTING ROD COJINETE PLANO	8	8	8	UR BLUE UR BLUE
	6D8-11656-30	PLANE BEARING, CONNECTING ROD COJINETE PLANO	8	8	8	UR RED UR RED



**FIG. 5 CYLINDER & CRANKCASE 2 CILINDRO & CARTER 2**

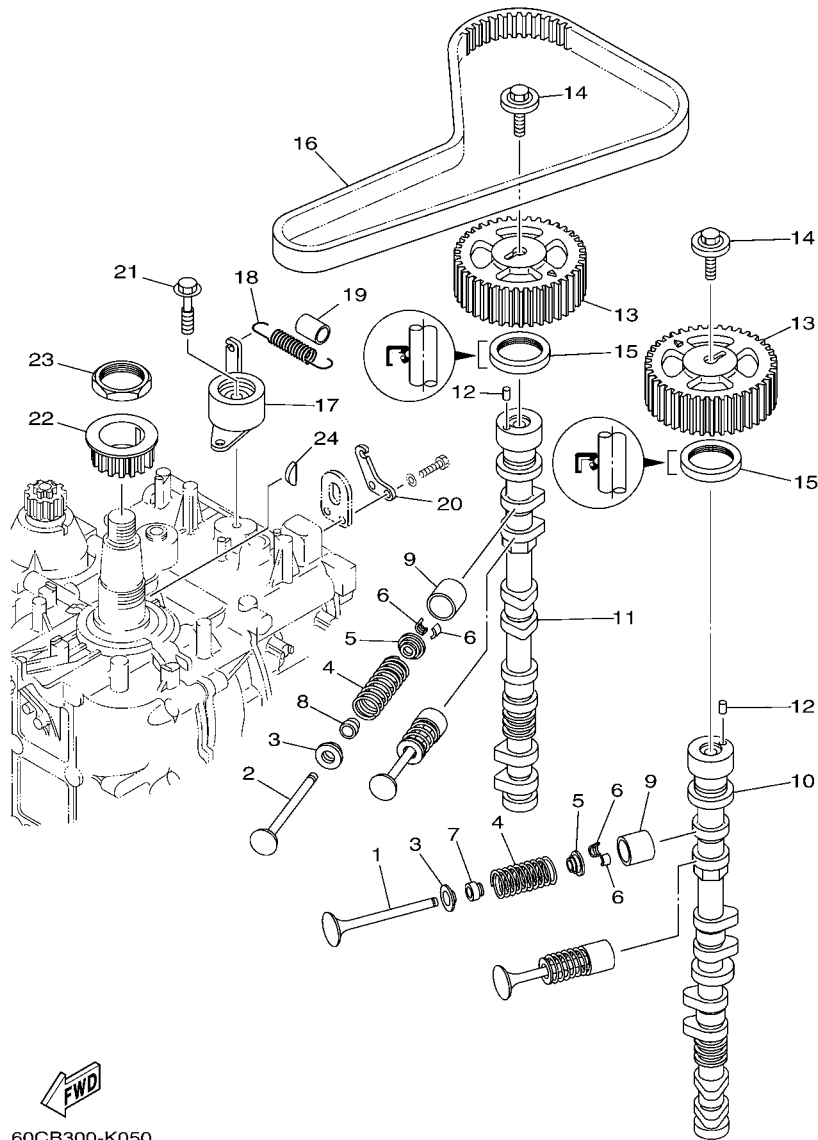
REF. NO.	PART NO. CODIGO Nº	DESCRIPTION DESCRIPCION	ET	EHT	EHD	REMARKS OBSERVACIONES
1	67F-W009A-25-9S	CYLINDER HEAD COMPLETE CILINDRO CULATA COMPLETO	1	1	1	
2	6D8-11110-20-9S	CYLINDER HEAD ASSY CULATA DE CILINDRO COMPLETA	1	1	1	
3	67F-11133-10	.GUIDE, VALVE 1 .GUIA DE VALVULA 1	16	16	16	
4	90344-51019	.PLUG, TAPER SCREW .TAPON DE TORNILLO AHUSADO	4	4	4	
5	90119-07235	.BOLT/WASHER-CAM CAPS .TORNILLO CON ARANDELA	4	4	4	
6	91809-08006	.PIN, DOWEL .PASADOR DE CLAVIJA	4	4	4	
7	90119-07234	.BOLT, WITH WASHER .TORNILLO CON ARANDELA	16	16	16	
8	69J-11301-00	ANODE COVER ASSY CONJUNTO CUBIERTA DE ANODO	2	2	2	
9	67F-11325-01	.ANODE .ANODO	1	1	1	
10	67F-11328-00	.GROMMET, ANODE .TAPON	1	1	1	
11	90105-06M07	.BOLT, FLANGE .TORNILLO	1	1	1	
12	90430-06M03	.GASKET .JUNTA	1	1	1	
13	97575-08540	BOLT, WITH WASHER PERNO CON ARANDELA	2	2	2	
14	67F-11181-03	GASKET, CYLINDER HEAD 1 JUNTA, DE CULATA 1	1	1	1	
15	99530-14016	PIN, DOWEL PASADOR, DE ESPIGA	2	2	2	
16	90155-10005	SCREW, FLAT FILLISTER TORNILLO CABEZA PLANA RAN.	10	10	10	
17	90119-08M91	BOLT, WITH WASHER TORNILLO CON ARANDELA	5	5	5	
18	6D8-11191-01-9S	COVER, CYLINDER HEAD 1 TAPA CULATA DE CILINDRO 1	1	1	1	
19	67F-11168-00	.COVER, BREATHER .CUBIERTA RESPIRADERO	1	1	1	
20	98507-04008	.SCREW, PAN HEAD .TORNILLO DE CABEZA CON PLANA	8	8	8	
21	92907-04600	.WASHER .ARANDELA	8	8	8	
22	90480-12072	GROMMET TAPON	2	2	2	
23	6D8-11356-01	SEAL, CYLINDER 2 RETEN ACEITE CILINDRO 2	1	1	1	
24	97095-06030	BOLT PERNO	14	14	14	
25	92995-06600	WASHER ARANDELA	14	14	14	
26	67F-11192-01	COVER, CYLINDER HEAD 2 TAPA CULATA DE CILINDRO 2	1	1	1	
27	90119-06M79	BOLT, WITH WASHER TORNILLO CON ARANDELA	5	5	5	



60CE200-M050

FIG. 5 CYLINDER & CRANKCASE 2 CILINDRO & CARTER 2

REF. NO.	PART NO. CODIGO Nº	DESCRIPTION DESCRIPCION	ET	EHT	EHD	REMARKS OBSERVACIONES
28	67F-12411-01	THERMOSTAT TERMOSTAT	1	1	1	
29	67F-12412-00	.SEAL, THERMOSTAT .SELLO TERMOSTATO	1	1	1	
30	68V-12413-00-9S	COVER, THERMOSTAT CUBIERTA TERMOSTATO	1	1	1	
31	97095-06025	BOLT PERNO	2	2	2	
32	92995-06600	WASHER ARANDELA	2	2	2	
33	6G8-15363-00	PLUG, OIL TAPON DE ACEITE	1	1	1	
34	93210-24M79	O-RING ANILLO O	1	1	1	
35	94702-00391	PLUG, SPARK (NGK LFR5A-11) BUJIA (NGK LFR5A-11)	4	4	4	



60CB300-K050

FIG. 6 VALVE

VALVULA

REF. NO.	PART NO. CODIGO Nº	DESCRIPTION DESCRIPCION	ET	EHT	EHD	REMARKS OBSERVACIONES
1	6D8-12111-00	VALVE, INTAKE VALVULA DE ADMISION	8	8	8	
2	6D8-12121-10	VALVE, EXHAUST VALVULA DE ESCAPE	8	8	8	
3	6D8-12116-00	SEAT, VALVE SPRING ASIENTO RESORTE DE VALVULA	16	16	16	
4	6D8-12113-00	SPRING, VALVE INNER RESORTE VALVULA INTERNA	16	16	16	
5	26H-12117-00	RETAINER, VALVE SPRING RETEN RESORTE DE VALVULA	16	16	16	
6	4G0-12118-00	LOCK, VALVE SPRING RETAINER SEGURO DE VALVULA	32	32	32	
7	K0A-A3721-00	SEAL, VALVE STEM SELLO DE ACEITE VALVULA	8	8	8	
8	K0A-A3722-00	SEAL, VALVE STEM 2 SELLO DE ACEITE VALVULA 2	8	8	8	
9	6D8-12153-00	LIFTER, VALVE (12) LEVANTADOR DE VALVULA (12)	16	16	16	UR
	6D8-12153-10	LIFTER, VALVE (14) LEVANTADOR DE VALVULA (14)	16	16	16	UR
	6D8-12153-20	LIFTER, VALVE (16) LEVANTADOR DE VALVULA (16)	16	16	16	UR
	6D8-12153-30	LIFTER, VALVE (18) LEVANTADOR DE VALVULA (18)	16	16	16	UR
	6D8-12153-40	LIFTER, VALVE (20) LEVANTADOR DE VALVULA (20)	16	16	16	UR
	6D8-12153-50	LIFTER, VALVE (22) LEVANTADOR DE VALVULA (22)	16	16	16	UR
	6D8-12153-60	LIFTER, VALVE (24) LEVANTADOR DE VALVULA (24)	16	16	16	UR
	6D8-12153-70	LIFTER, VALVE (26) LEVANTADOR DE VALVULA (26)	16	16	16	UR
	6D8-12153-80	LIFTER, VALVE (28) LEVANTADOR DE VALVULA (28)	16	16	16	UR
	6D8-12153-90	LIFTER, VALVE (30) LEVANTADOR DE VALVULA (30)	16	16	16	UR
	6D8-12153-A0	LIFTER, VALVE (32) LEVANTADOR DE VALVULA (32)	16	16	16	UR
	6D8-12153-B0	LIFTER, VALVE (34) LEVANTADOR DE VALVULA (34)	16	16	16	UR
	6D8-12153-C0	LIFTER, VALVE (36) LEVANTADOR DE VALVULA (36)	16	16	16	UR
	6D8-12153-D0	LIFTER, VALVE (38) LEVANTADOR DE VALVULA (38)	16	16	16	UR
	6D8-12153-E0	LIFTER, VALVE (40) LEVANTADOR DE VALVULA (40)	16	16	16	UR
	6D8-12153-F0	LIFTER, VALVE (42) LEVANTADOR DE VALVULA (42)	16	16	16	UR
	6D8-12153-G0	LIFTER, VALVE (44) LEVANTADOR DE VALVULA (44)	16	16	16	UR
	6D8-12153-H0	LIFTER, VALVE (46) LEVANTADOR DE VALVULA (46)	16	16	16	UR
	6D8-12153-J0	LIFTER, VALVE (48) LEVANTADOR DE VALVULA (48)	16	16	16	UR



60CB300-K050

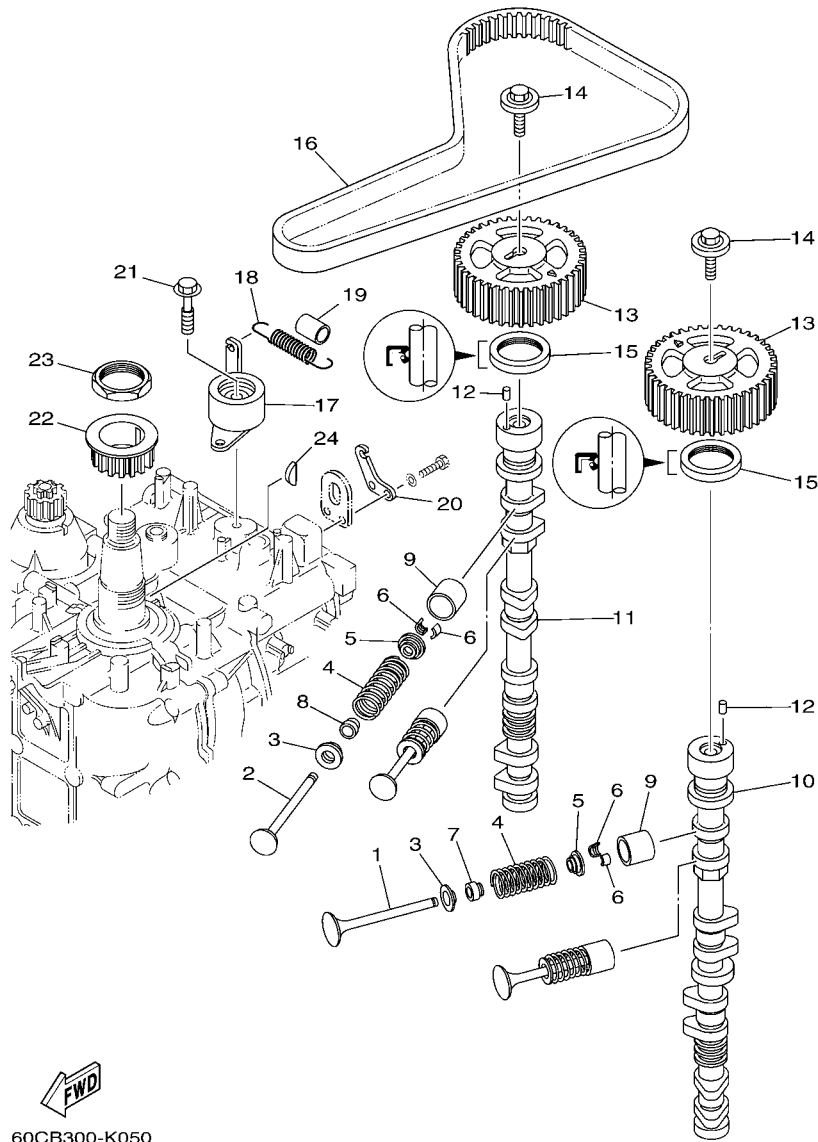
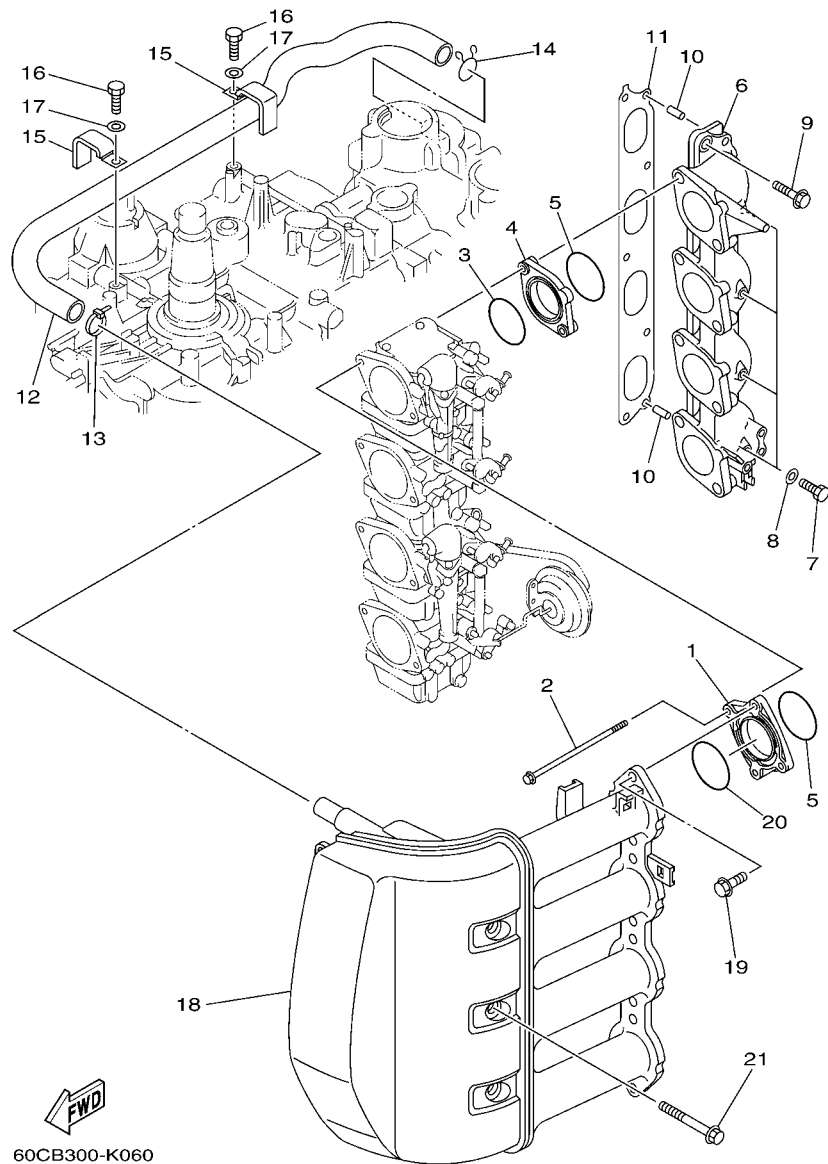


FIG. 6 VALVE

VALVULA

REF. NO.	PART NO. CODIGO Nº	DESCRIPTION DESCRIPCION	ET	EHT	EHD	REMARKS OBSERVACIONES
9	6D8-12153-K0	LIFTER, VALVE (50) LEVANTADOR DE VALVULA (50)	16	16	16	UR UR
	6D8-12153-L0	LIFTER, VALVE (52) LEVANTADOR DE VALVULA (52)	16	16	16	UR UR
	6D8-12153-M0	LIFTER, VALVE (54) LEVANTADOR DE VALVULA (54)	16	16	16	UR UR
	6D8-12153-N0	LIFTER, VALVE (56) LEVANTADOR DE VALVULA (56)	16	16	16	UR UR
	6D8-12153-P0	LIFTER, VALVE (58) LEVANTADOR DE VALVULA (58)	16	16	16	UR UR
	6D8-12153-R0	LIFTER, VALVE (60) LEVANTADOR DE VALVULA (60)	16	16	16	UR UR
	6D8-12153-S0	LIFTER, VALVE (62) LEVANTADOR DE VALVULA (62)	16	16	16	UR UR
	6D8-12153-T0	LIFTER, VALVE (64) LEVANTADOR DE VALVULA (64)	16	16	16	UR UR
	6D8-12153-U0	LIFTER, VALVE (66) LEVANTADOR DE VALVULA (66)	16	16	16	UR UR
	6D8-12153-V0	LIFTER, VALVE (68) LEVANTADOR DE VALVULA (68)	16	16	16	UR UR
10	6D9-12171-00	CAMSHAFT 1 ARBOL DE LEVAS 1	1	1	1	
11	6D8-12181-00	CAMSHAFT 2 ARBOL DE LEVAS 2	1	1	1	
12	93605-10108	PIN, DOWEL PASADOR DE CLAVIJA	2	2	2	
13	67F-11537-00	GEAR, DRIVEN ENGRANAJE TRACCION	2	2	2	
14	90119-10050	BOLT, WITH WASHER TORNILLO CON ARANDELA	2	2	2	
15	93102-38008	OIL SEAL SELLO ACEITE	2	2	2	
16	67F-46241-00	BELT CORREA	1	1	1	
17	67F-11590-00	TENSIONER ASSY TENSOR COMPLET	1	1	1	
18	90506-16M39	SPRING, TENSION RESORTE DE TENSION	1	1	1	
19	90445-15M03	HOSE (L23) TUBO (L23)	1	1	1	
20	67F-11595-00	PLATE, VALVE PLACA DE VALVULA	1	1	1	
21	90119-10M72	BOLT, WITH WASHER TORNILLO CON ARANDELA	1	1	1	
22	6D8-11536-01	GEAR, DRIVE ENGRANAJE TRACCION	1	1	1	
23	90170-40008	NUT TUERCA	1	1	1	
24	90280-04008	KEY, WOODRUFF CUNA WOODRUFF	1	1	1	



60CB300-K060

FIG. 7 INTAKE

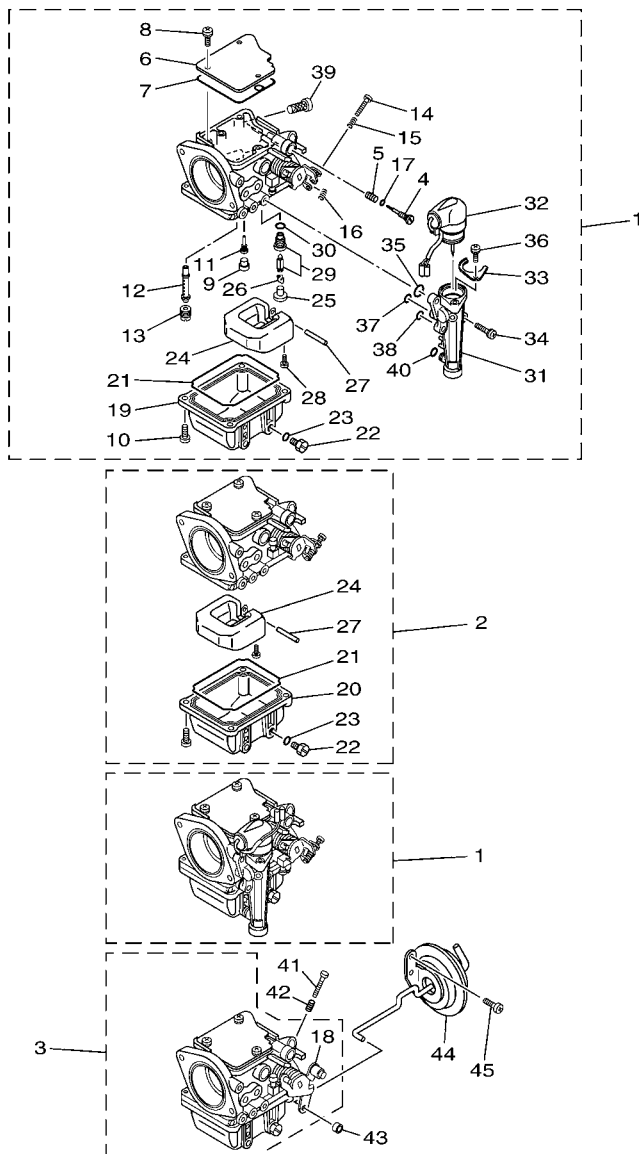
ADMISION

REF. NO.	PART NO. CODIGO Nº	DESCRIPTION DESCRIPCION	ET	EHT	EHD	REMARKS OBSERVACIONES
1	67F-14243-00	PLATE PLACA	4	4	4	
2	67F-14216-00	BOLT PERNO	8	8	8	
3	67F-14239-00	SEAL SELLO	4	4	4	
4	67F-14271-00	INSULATOR AISLANTE	4	4	4	
5	93210-40M10	O-RING ANILLO O	8	8	8	
6	67F-13641-00-94	MANIFOLD, INTAKE 1 CONECTOR DE ADMISION 1	1	1	1	
7	97095-06010	BOLT PERNO	4	4	4	
8	90430-06014	GASKET JUNTA	4	4	4	
9	97575-08535	BOLT, WITH WASHER PERNO CON ARANDELA	5	5	5	
10	91690-50014	PIN, SPRING PASADOR DE RESORTE	2	2	2	
11	67F-13645-00	GASKET, MANIFOLD 1 EMPAQUE	1	1	1	
12	67F-15373-00	PIPE, BREATHER MANGUELA DE RESPIRADERO	1	1	1	
13	90465-11M59	CLAMP BRIDA	1	1	1	
14	90467-20M15	CLIP PRESILLA	1	1	1	
15	90465-12M03	CLAMP BRIDA	2	2	2	
16	97095-06012	BOLT PERNO	2	2	2	
17	92995-06600	WASHER ARANDELA	2	2	2	
18	67F-14440-00	SILENCER ASSY, INTAKE SILENCIADOR COMPL. DE ADMISION	1	1	1	
19	90119-06M82	BOLT, WITH WASHER TORNILLO CON ARANDELA	8	8	8	
20	93210-41MJ2	O-RING ANILLO O	4	4	4	
21	90119-08M59	BOLT, WITH WASHER TORNILLO CON ARANDELA	3	3	3	



FIG. 8 CARBURETOR 1

CARBURADOR 1

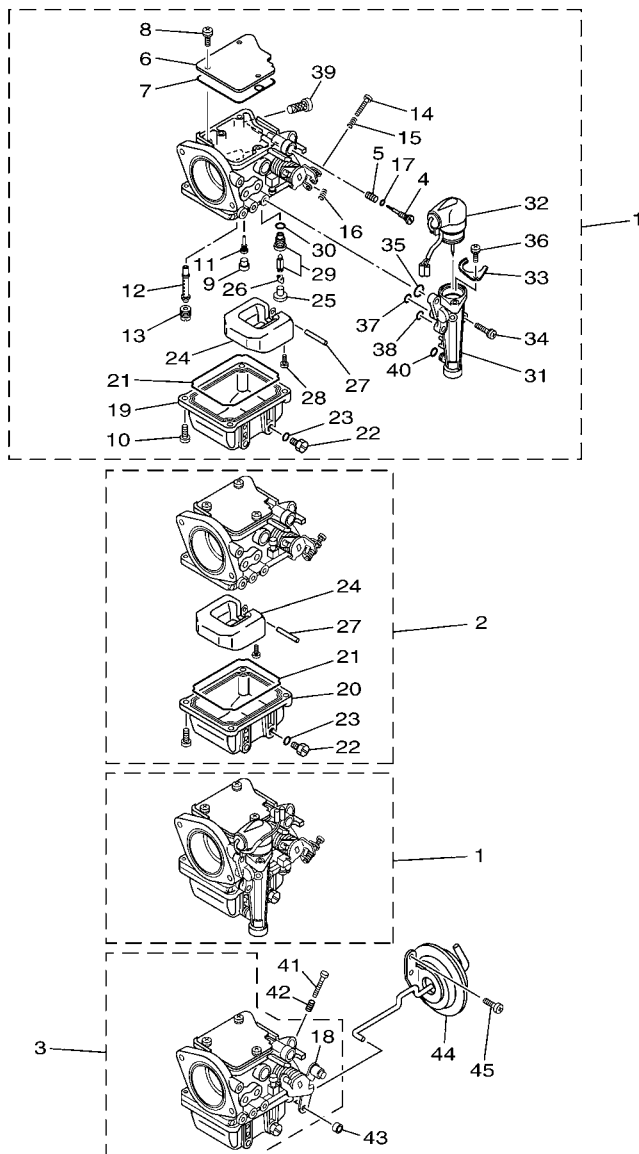


60CB300-K070

REF. NO.	PART NO. CODIGO Nº	DESCRIPTION DESCRIPCION	ET	EHT	EHD	REMARKS OBSERVACIONES
1	60C-14901-00	CARBURETOR ASSY 1 CARBURADOR COMPLETO 1	2	2	2	#1,3 #1,3
2	60C-14902-00	CARBURETOR ASSY 2 CARBURADOR COMPLETO 2	1	1	1	#2 #2
3	60C-14904-00	CARBURETOR ASSY 4 CARBURADOR COMPLETO 4	1	1	1	#4 #4
4	67F-14923-00	.SCREW, PILOT .TORNILLO DE AJUSTE	4	4	4	
5	697-14555-00	.SPRING .RESORTE	4	4	4	
6	67F-14146-00	.PLATE .PLACA SOPORTE	4	4	4	
7	67F-14147-00	.O-RING .ANILLO O	4	4	4	
8	97803-04010	.SCREW, PAN HEAD .TORNILLO CABEZA ABULTADA	12	12	12	
9	676-14966-00	.CAP .TAPA	4	4	4	
10	97980-04114	.SCREW, WITH WASHER .TORNILLO CON ARANDELA	16	16	16	
11	67F-14948-04	.JET (#42) .INYECTOR (#42)	4	4	4	
12	67F-14947-00	.JET, NEEDLE .INYECTOR DE AGUJA	4	4	4	
13	67F-14943-83	.JET, MAIN (#128) .INYECTOR PRINCIPAL (#128)	4	4	4	
14	67F-14567-00	.SCREW .TORNILLO	3	3	3	#1,2,3 #1,2,3
15	67F-14555-00	.SPRING .RESORTE	3	3	3	#1,2,3 #1,2,3
16	67F-14556-00	.SPRING .RESORTE	3	3	3	#1,2,3 #1,2,3
17	67F-14397-00	.O-RING .ANILLO O	4	4	4	
18	6H2-14578-00	.COLLAR .COLLAR	1	1	1	#4 #4
19	67F-14980-00	.BODY, FLOAT CHAMBER .CUERPO CAMARA DE BOIA	2	2	2	#1,3 #1,3
20	67F-14980-10	.BODY, FLOAT CHAMBER .CUERPO CAMARA DE BOIA	2	2	2	#2,4 #2,4
21	67F-14984-00	.GASKET, FLOAT CHAMBER .EMPAQUE CAMARA DE BOIA	4	4	4	
22	6H3-14992-00	.SCREW, DRAIN .TORNILLO, SEGURO	4	4	4	
23	93210-04230	.O-RING .ANILLO O	4	4	4	
24	6H4-14985-01	.FLOAT .BOIA	4	4	4	
25	676-14186-00	.PIN, FLOAT .PASADOR DE LA BOYA	4	4	4	
26	67F-14159-00	.CLIP .PRESILLA	4	4	4	
27	6H4-14548-00	.PIN, FLOAT ARM .PASADOR DE BRAZO DE BOIA	4	4	4	

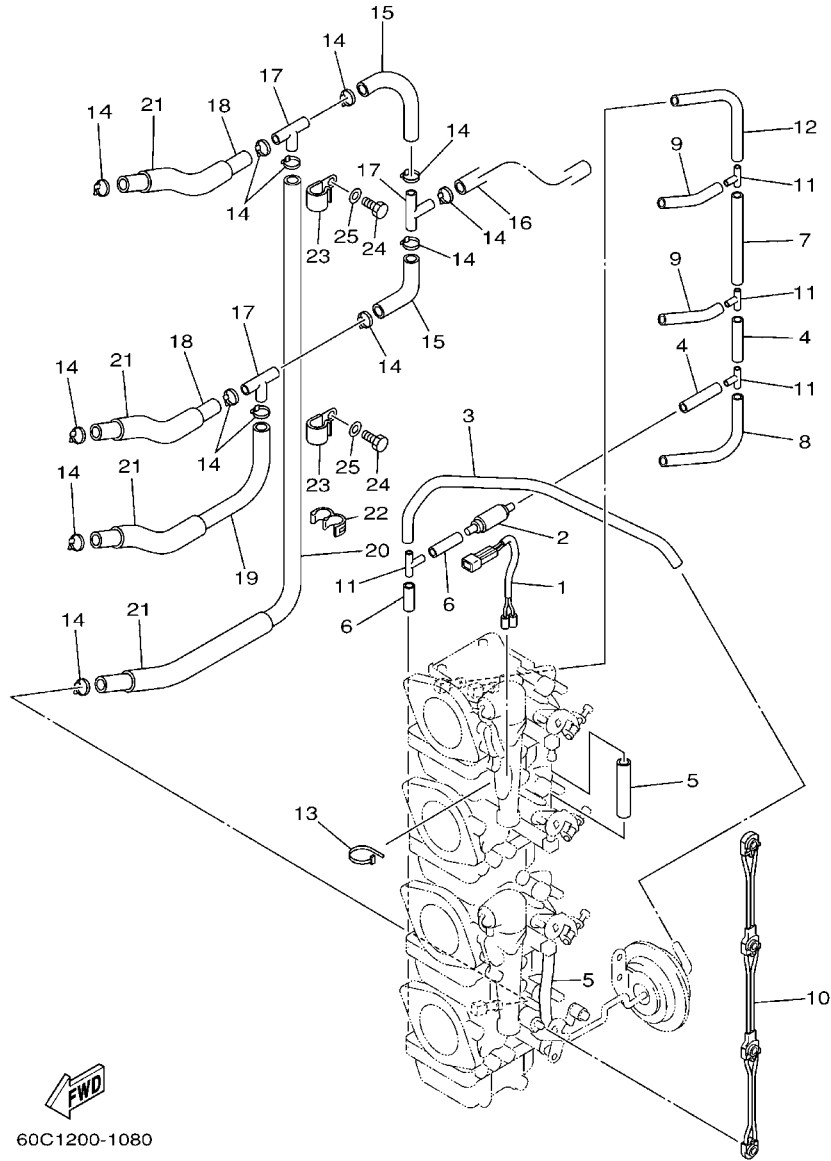
FIG. 8 CARBURETOR 1

CARBURADOR 1



60CB300-K070

REF. NO.	PART NO. CODIGO Nº	DESCRIPTION DESCRIPCION	ET	EHT	EHD	REMARKS OBSERVACIONES
28	98580-04008	.SCREW, PAN HEAD .TORNILLO DE CABEZA CRUZADA	4	4	4	
29	60C-14590-02	.NEEDLE VALVE ASSY .VALVULA DE AGUJA COMPLETA	4	4	4	
30	93210-04228	.O-RING .ANILLO O	4	4	4	
31	67F-14378-00	.BODY, STARTER .CUERPO CAMARA DE ARRANQUE	2	2	2	#1,3
32	67F-14380-01	.PRIME STARTER ASSY .JUEGO DE VALVULA DE ARRANQUE	2	2	2	#1,3
33	67F-14178-00	.PLATE, STARTER LEVER .PLACA DE PALANCA DE ARRANQUE	2	2	2	#1,3
34	67F-14592-00	.SCREW .TORNILLO	6	6	6	#1,3
35	67F-14398-00	.O-RING .ANILLO O	2	2	2	#1,3
36	67F-14565-00	.SCREW .TORNILLO	2	2	2	#1,3
37	67F-14398-10	.O-RING .ANILLO O	2	2	2	#1,3
38	67F-14398-20	.O-RING .ANILLO O	2	2	2	#1,3
39	67F-14371-01	.ELEMENT, FILTER .ELEMENTO DEL FILTRO	4	4	4	
40	67F-14398-30	.O-RING .ANILLO O	2	2	2	#1,3
41	63V-14523-00	.SCREW, STOP .TORNILLO DE TOPE	1	1	1	#4
42	90501-10326	.SPRING, COMPRESSION .RESORTE DE COMPRESION	1	1	1	#4
43	67F-14998-00	.BUSH .BUJE	1	1	1	#4
44	67F-14369-00	.DIAPHRAGM ASSY 2 .DIAFRAGMA COMPLETO 2	1	1	1	#4
45	67F-14325-00	.SCREW, PAN HEAD .TORNILLO CABEZA REDONDA	2	2	2	#4

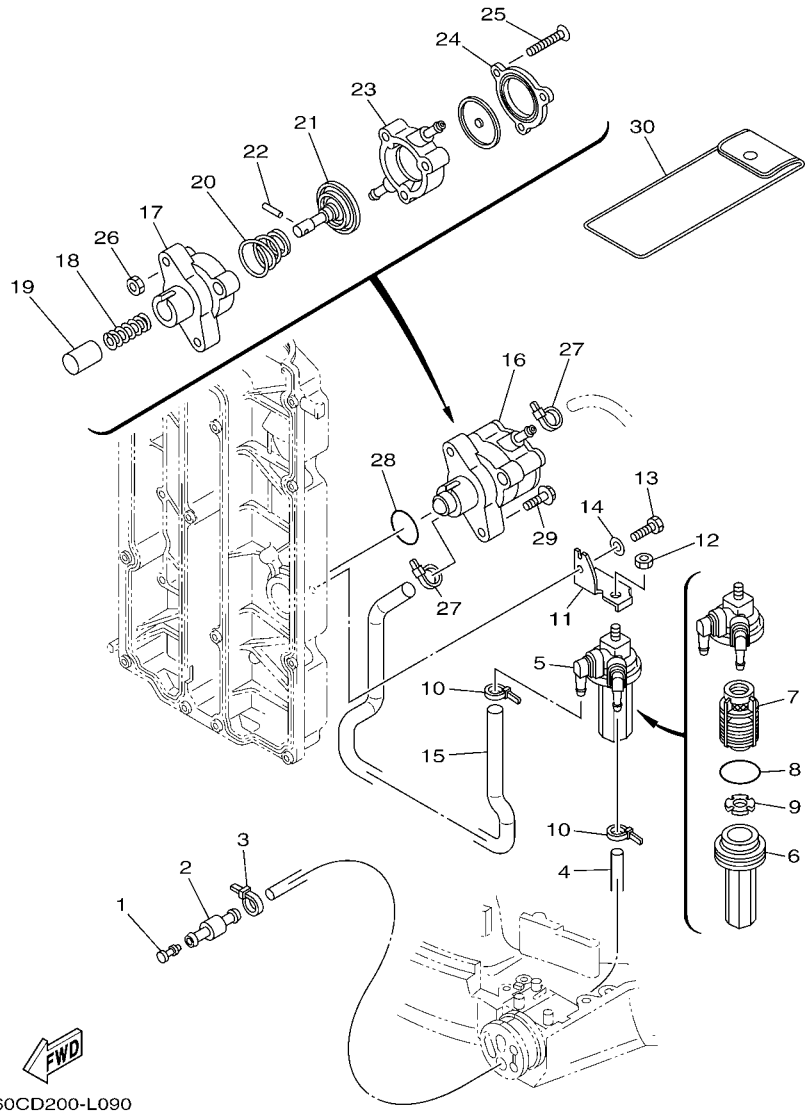


60C1200-1080

FIG. 9 CARBURETOR 2

CARBURADOR 2

REF. NO.	PART NO. CODIGO Nº	DESCRIPTION DESCRIPCION	ET	EHT	EHD	REMARKS OBSERVACIONES
1	67F-1412A-00	WIRE HARNESS ASSY CONJUNTO DE CABLES	1	1	1	
2	67F-13183-00	VALVE, CHECK VALVULA DE RETENTION	1	1	1	
3	67F-14349-00	PIPE TUBO	1	1	1	
4	67F-14349-10	PIPE TUBO	2	2	2	
5	67F-14349-20	PIPE TUBO	2	2	2	
6	67F-14349-30	PIPE TUBO	2	2	2	
7	67F-14349-40	PIPE TUBO	1	1	1	
8	67F-14349-50	PIPE TUBO	1	1	1	
9	67F-14349-60	PIPE TUBO	2	2	2	
10	67F-14585-00	ROD, CHOKE VARILLA DE CEBADOR	1	1	1	
11	67F-14189-00	CONNECTOR CONECTOR	4	4	4	
12	67F-14349-70	PIPE TUBO	1	1	1	
13	90465-11M59	CLAMP BRIDA	1	1	1	
14	68F-24356-00	CLIP, PIPE 1 PRESILLA DE TUBO 1	13	13	13	
15	60C-14294-00	HOSE MANGUERA	2	2	2	
16	60C-14298-00	PIPE TUBO	1	1	1	
17	688-24378-00	PIPE, JOINT 3 TUBO DE UNION 3	3	3	3	
18	90445-10M16	HOSE (L120) TUBO (L120)	2	2	2	
19	90445-10MG6	HOSE (L180) TUBO (L180)	1	1	1	
20	90445-10MG7	HOSE (L350) TUBO (L350)	1	1	1	
21	90445-16M07	HOSE (L80) TUBO (L80)	4	4	4	
22	90464-10M57	CLAMP BRIDA	1	1	1	
23	90465-08M83	CLAMP BRIDA	2	2	2	
24	97095-06012	BOLT PERNO	2	2	2	
25	92995-06600	WASHER ARANDELA	2	2	2	



60CD200-L090

FIG. 10 FUEL 1

COMBUSTIBLE 1

REF. NO.	PART NO. CODIGO Nº	DESCRIPTION DESCRIPCION	ET	EHT	EHD	REMARKS OBSERVACIONES
1	689-85547-00	DAMPER AMORTIGUADOR	1	1	1	
2	6R3-24377-00	PIPE, JOINT 2 TUBO DE UNION 2	1	1	1	
3	90465-11M10	CLAMP BRIDA	1	1	1	
4	90445-13M27	HOSE (L950) TUBO (L950)	1	1	1	
5	60C-24560-01	FILTER ASSY FILTRO COMPLETO	1	1	1	
6	68V-24521-01	.CUP, FILTER .COPA DE FILTRO	1	1	1	
7	61N-24563-10	.ELEMENT, FILTER .ELEMENTO DEL FILTRO	1	1	1	
8	93210-32738	.O-RING .ANILLO O	1	1	1	
9	68V-24469-01	.FLOAT, WATER LEVEL .BOIA	1	1	1	
10	90465-11M10	CLAMP BRIDA	2	2	2	
11	60C-24566-00	BRACKET, FILTER SOPORTE DEL FILTRO	1	1	1	
12	95380-08600	NUT TUERCA	1	1	1	
13	97095-06016	BOLT PERNO	1	1	1	
14	92995-06600	WASHER ARANDELA	1	1	1	
15	6D8-24311-00	PIPE, FUEL 1 TUBO DE COMBUSTIBLE 1	1	1	1	
16	6D8-24410-10	FUEL PUMP ASSY BOMBA DE COMBUSTIBLE COMPLETA	1	1	1	
17	68V-24412-00	.BODY 1 .CUERPO 1	1	1	1	
18	68V-24454-00	.SPRING .RESORTE	1	1	1	
19	63P-13131-00	.PLUNGER .ESPACIADOR	1	1	1	
20	68V-24423-00	.SPRING, DIAPHRAGM .RESORTE DE DIAFRAGMA	1	1	1	
21	68V-24411-00	.DIAPHRAGM .DIAFRAGMA	1	1	1	
22	68V-24374-00	.PIN .PASADOR	1	1	1	
23	68V-24413-10	.BODY 2 .CUERPO 2	1	1	1	
24	6D8-24414-00	.BODY 3 .CUERPO 3	1	1	1	
25	68V-24444-00	.SCREW .TORNILLO	3	3	3	
26	68V-24149-00	.NUT .TUERCA	3	3	3	
27	90465-11M10	CLAMP BRIDA	2	2	2	

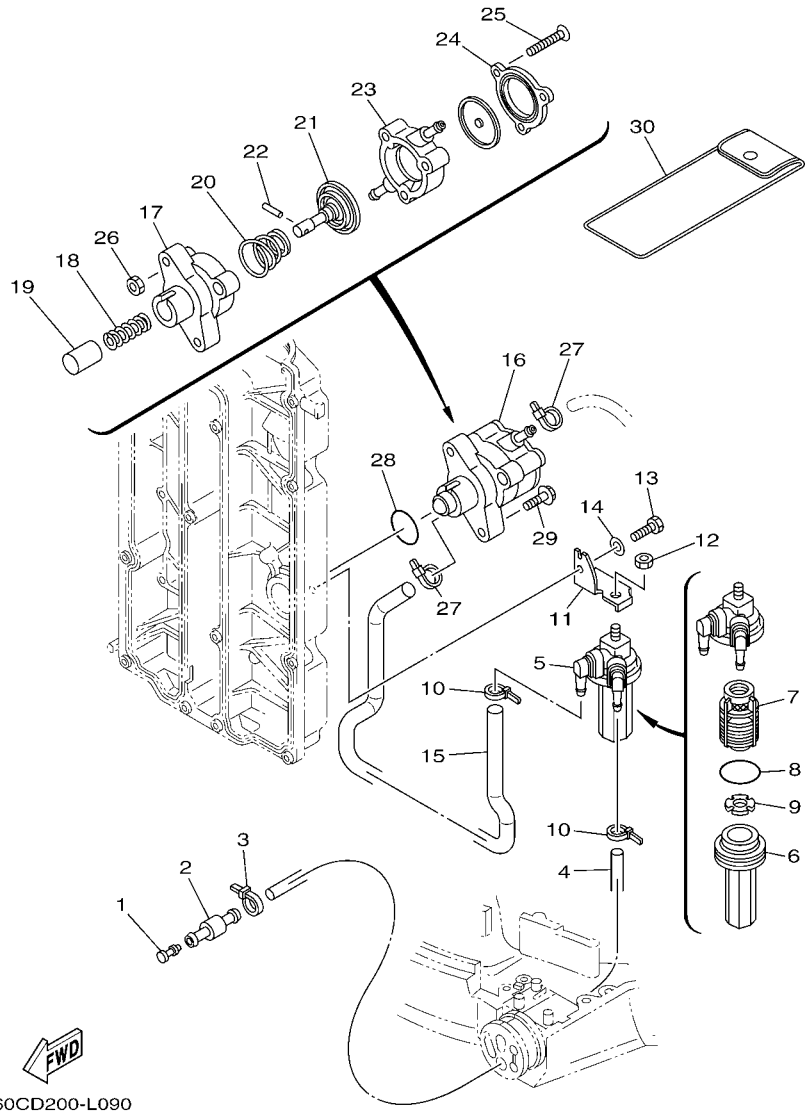


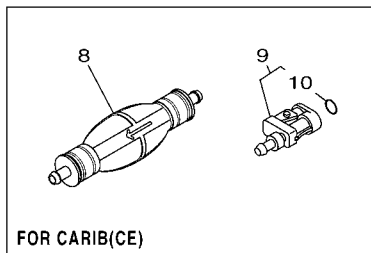
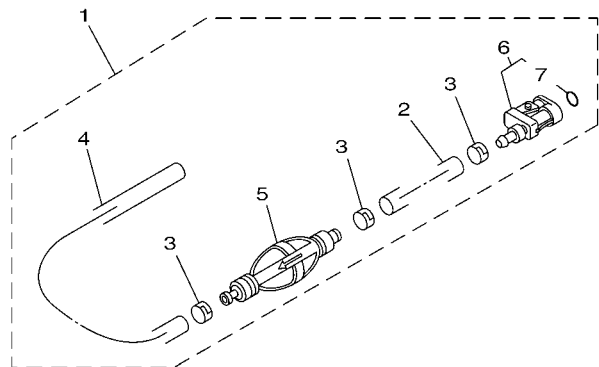
FIG. 10 FUEL 1

COMBUSTIBLE 1

REF. NO.	PART NO. CODIGO Nº	DESCRIPTION DESCRIPCION	ET	EHT	EHD	REMARKS OBSERVACIONES
28	93210-30682	O-RING ANILLO O	1	1	1	
29	90119-06M83	BOLT, WITH WASHER TORNILLO CON ARANDELA	2	2	2	
30	67F-28100-01	TOOL KIT JUEGO DE HERRAMIENTAS	1	1	1	UR
	67F-28100-10	TOOL KIT JUEGO DE HERRAMIENTAS	1	1	1	UR
-----						
-----						
-----						
-----						
-----						
-----						
-----						
-----						

FIG. 11 FUEL 2

COMBUSTIBLE 2



REF. NO.	PART NO. CODIGO Nº	DESCRIPTION DESCRIPCION	ET	EHT	EHD	REMARKS OBSERVACIONES
1	6Y2-24306-45	FUEL PIPE COMP. 1 TUBO COMBUST. COMPL 1	1	1	1	AP EXCEPT CAR(CE) AP EXCEPT CAR(CE)
2	90445-13M01	.HOSE (L2050) .MANGUERA (L2050)	1	1	1	
3	6E5-24351-51	.BAND 1 .ABRAZADERA 1	3	3	3	
4	90445-13M35	.HOSE (L250) .MANGUERA (L250)	1	1	1	
5	6Y2-24360-60	.PRIMER PUMP ASSY .SOPORTE BOMBA	1	1	1	
6	6Y2-24305-06	.FUEL PIPE JOINT COMP. 2 .CONECTOR MANGUERA COMBUST. 2	1	1	1	
7	93210-08287	..O-RING ..ANILLO O	1	1	1	
8	6Y2-24360-60	PRIMER PUMP ASSY SOPORTE BOMBA	1			AP FOR CAR(CE) AP FOR CAR(CE)
9	6Y2-24305-06	FUEL PIPE JOINT COMP. 2 CONECTOR MANGUERA COMBUST. 2	1			AP FOR CAR(CE) AP FOR CAR(CE)
10	93210-08287	.O-RING .ANILLO O	1			

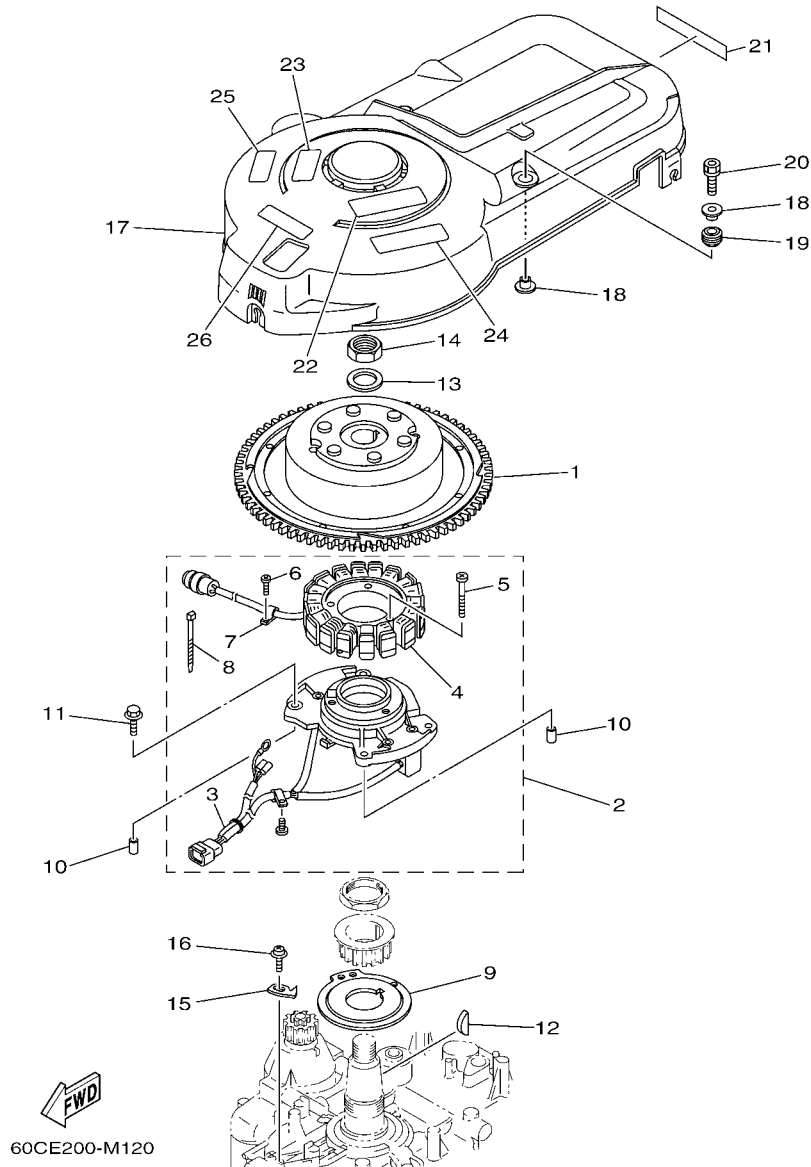


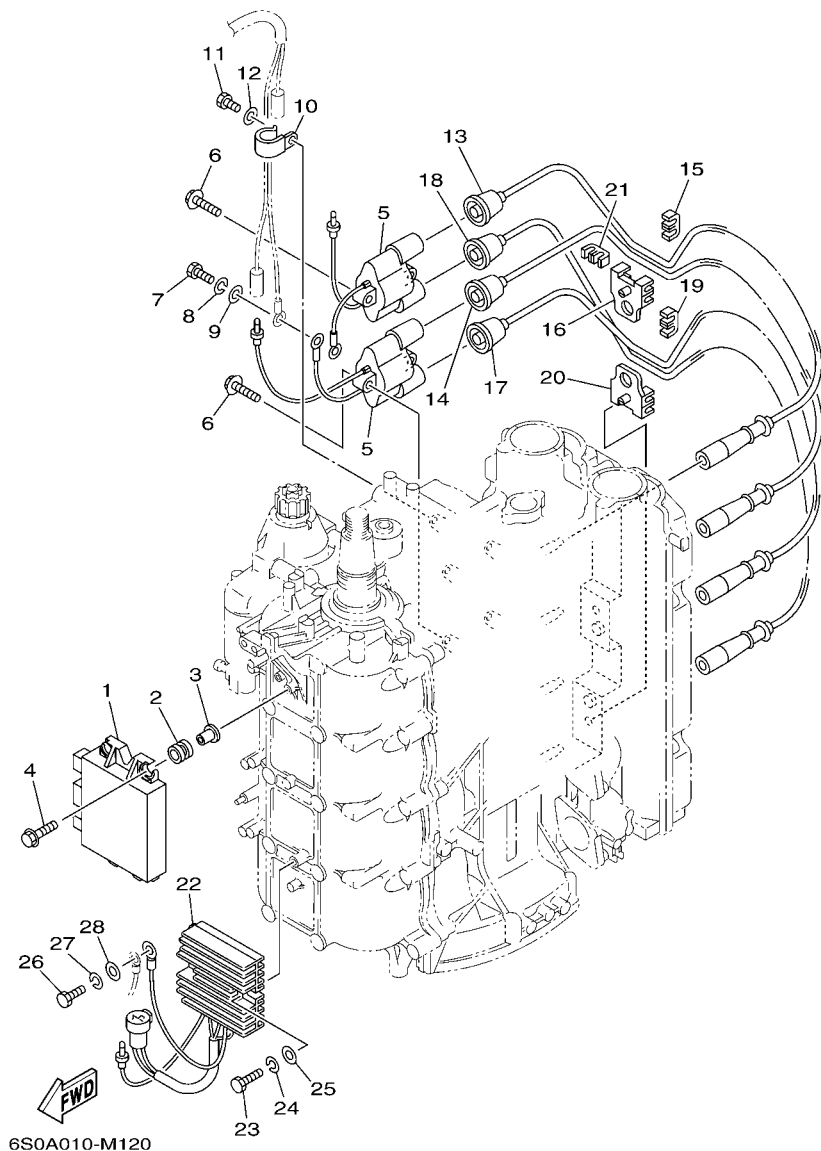
FIG. 12 GENERATOR

GENERADOR

REF. NO.	PART NO. CODIGO Nº	DESCRIPTION DESCRIPCION	ET	EHT	EHD	REMARKS OBSERVACIONES
1	67F-85550-00	ROTOR ASSY ROTOR COMPLETO	1	1	1	
2	67F-85560-01	BASE ASSY CONJUNTO BASE	1	1	1	
3	67F-85580-00	.COIL, PULSER .BOBINA DE PULSACION	1	1	1	
4	67F-85510-01	.STATOR ASSY .ESTATOR COMPLETO	1	1	1	
5	63D-81345-20	.SCREW, WITH WASHER (M6X30) .TORNILLO, CON ARANDELA (M6X30)	3	3	3	
6	97607-04110	.SCREW, WITH WASHER .TORNILLO CAB CON PLANA C/ARAN	1	1	1	
7	445-81328-20	.CLAMP .GRAMPA	1	1	1	
8	66T-81328-00	.CLAMP .GRAMPA	1	1	1	
9	67F-81673-10	ROTOR ROTOR	1	1	1	
10	99530-08012	PIN, DOWEL PASADOR, DE ESPIGA	2	2	2	
11	97595-06630	BOLT, WITH WASHER PERNO CON ARANDELA	4	4	4	
12	90280-05015	KEY, WOODRUFF CUNA WOODRUFF	1	1	1	
13	90201-24014	WASHER, PLATE ARANDELA PLANA	1	1	1	
14	90179-24002	NUT TUERCA	1	1	1	
15	6D8-81332-00	PLATE, TIMING PLACA REGULADOR DE TIEMPO	1	1	1	
16	97985-06210	SCREW, WITH WASHER TORNILLO, CON ARANDELA	1	1	1	
17	67F-81337-01	COVER, FLYWHEEL CUBIERTA DE VOLANTE	1	1	1	
18	90387-06M71	COLLAR ESPACIADOR	4	4	4	
19	90480-15M31	GROMMET TAPON	2	2	2	
20	90119-06M92	BOLT, WITH WASHER TORNILLO CON ARANDELA	2	2	2	
21	68V-13437-62	MARK, CAUTION MARKER	1	1	1	
22	6AH-81995-40	LABEL, WARNING ETIQUETA DE PRECAUCION	1	1	1	
23	6AH-81995-50	LABEL, WARNING ETIQUETA DE PRECAUCION	1			FOR CAR(CE) FOR CAR(CE)
24	6AH-81994-40	LABEL, SAFETY ETIQUETA DE SEGURIDAD	1	1	1	
25	6AH-81994-50	LABEL, SAFETY ETIQUETA DE SEGURIDAD	1			FOR CAR(CE) FOR CAR(CE)
26	6AG-81996-00	MARK MARCA	1			

FIG. 13 ELECTRICAL 1

EQUIPO ELECTRICO 1

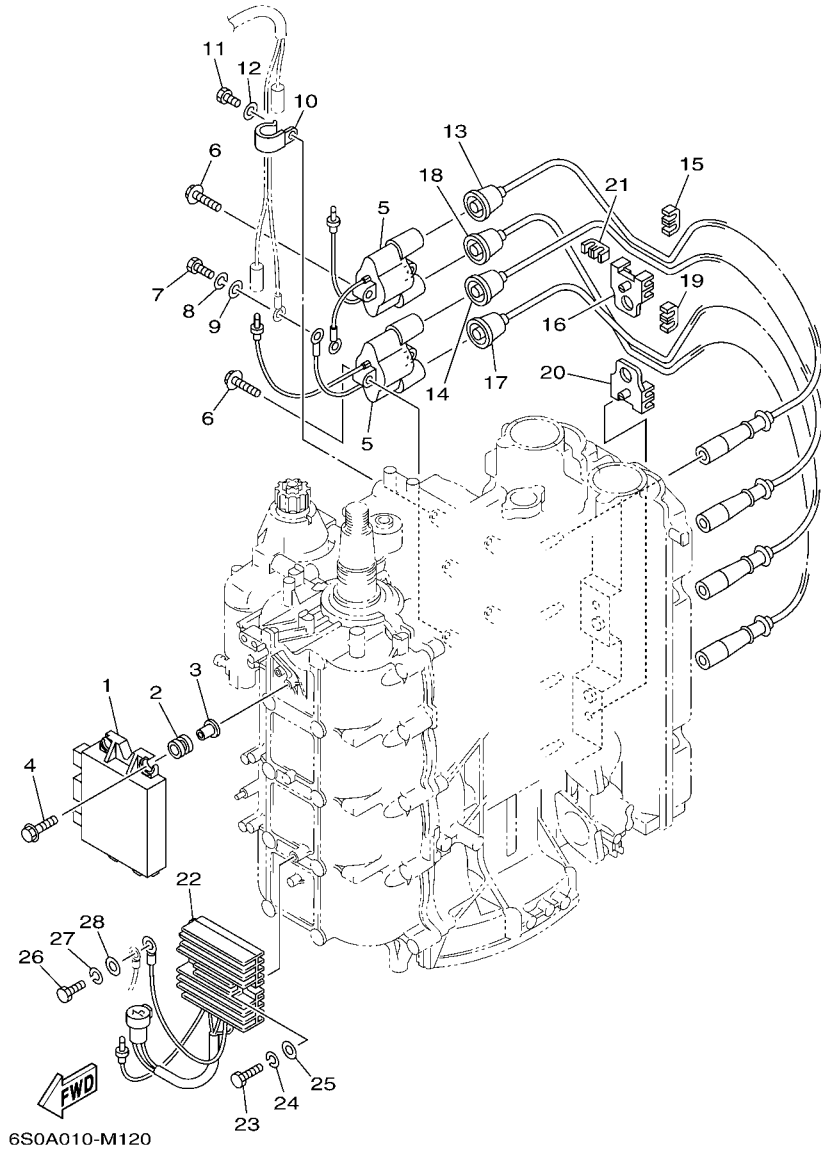


REF. NO.	PART NO. CODIGO Nº	DESCRIPTION DESCRIPCION	ET	EHT	EHD	REMARKS OBSERVACIONES
1	67F-85540-03	C.D.I. UNIT ASSY UNIDAD C.D.I. COMPLETA	1	1	1	
2	68V-82317-00	DAMPER, IGNITION COIL AMORTIGUADOR BOBINA ENCENDIDO	4	4	4	
3	90387-06119	COLLAR ESPACIADOR	4	4	4	
4	90119-06M59	BOLT, WITH WASHER TORNILLO CON ARANDELA	4	4	4	
5	67F-85570-00	IGNITION COIL ASSY BOBINA DE IGNICION COMPLETO	2	2	2	
6	97595-06630	BOLT, WITH WASHER PERNO CON ARANDELA	4	4	4	
7	97095-06020	BOLT PERNO	1	1	1	
8	92995-06100	WASHER, SPRING ARANDELA	1	1	1	
9	92995-06600	WASHER ARANDELA	1	1	1	
10	90465-06M86	CLAMP BRIDA	1	1	1	
11	97095-06012	BOLT PERNO	1	1	1	
12	92995-06600	WASHER ARANDELA	1	1	1	
13	67F-82341-00	CORD, HIGH TENSION 1 CABLE DE ALTA TENSION 1	1	1	1	#1
14	67F-82342-00	CORD, HIGH TENSION 2 CABLE DE ALTA TENSION 2	1	1	1	#2
15	67F-82361-00	CLAMP, CORD GRAMPA DE CABLE	1	1	1	
16	67F-82362-00	CLAMP, CORD 2 GRAMPA DE CABLE 2	1	1	1	
17	67F-82343-00	CORD, HIGH TENSION 3 CABLE DE ALTA TENSION 3	1	1	1	#3
18	67F-82344-00	CORD, HIGH TENSION 4 CABLE DE ALTA TENSION 4	1	1	1	#4
19	67F-82361-00	CLAMP, CORD GRAMPA DE CABLE	1	1	1	
20	67F-82362-00	CLAMP, CORD 2 GRAMPA DE CABLE 2	1	1	1	
21	67F-82361-00	CLAMP, CORD GRAMPA DE CABLE	1	1	1	
22	67F-81960-12	RECTIFIER & REGULATOR ASSY RECTIFICADOR Y REGULADOR	1	1	1	
23	97095-06025	BOLT PERNO	2	2	2	
24	92995-06100	WASHER, SPRING ARANDELA	2	2	2	
25	92995-06600	WASHER ARANDELA	2	2	2	
26	97095-06016	BOLT PERNO	1	1	1	
27	92995-06100	WASHER, SPRING ARANDELA	1	1	1	



FIG. 13 ELECTRICAL 1

EQUIPO ELECTRICO 1



REF. NO.	PART NO. CODIGO Nº	DESCRIPTION DESCRIPCION	ET	EHT	EHD	REMARKS OBSERVACIONES
28	92995-06600	WASHER ARANDELA	1	1	1	

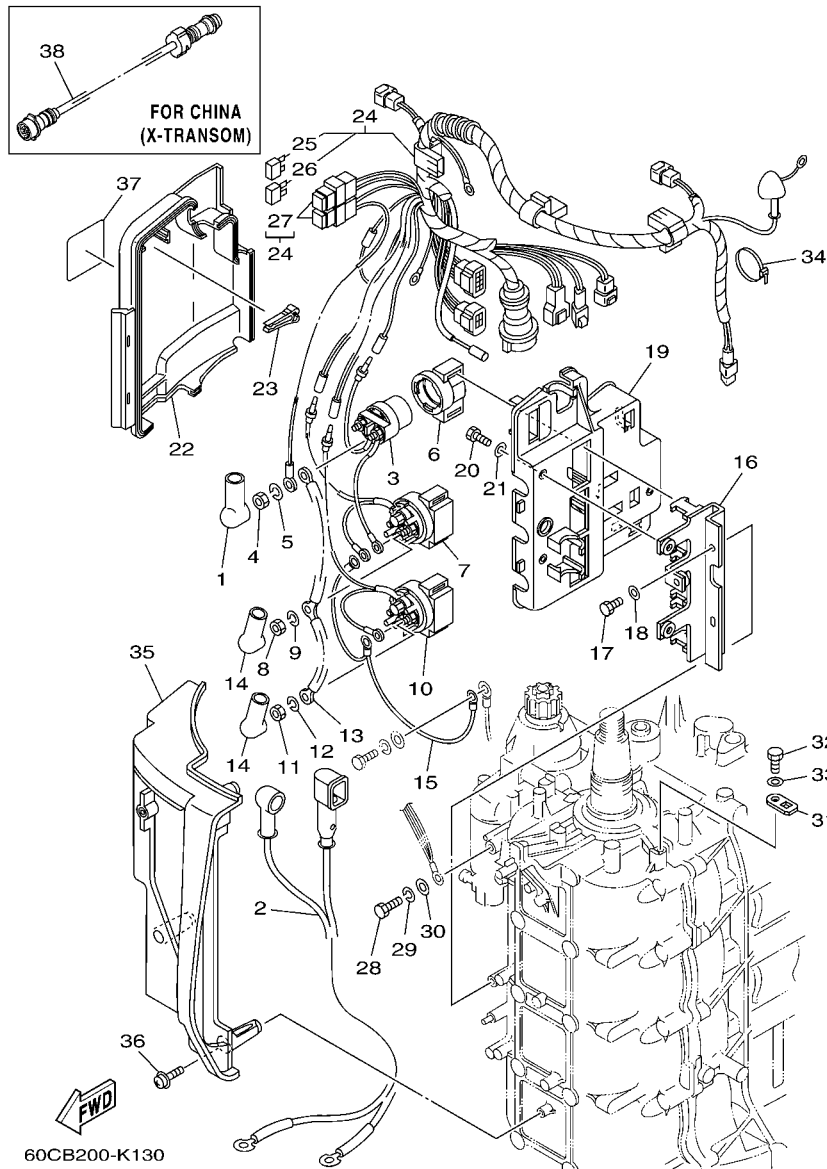


FIG. 14 ELECTRICAL 2

EQUIPO ELECTRICO 2

REF. NO.	PART NO. CODIGO Nº	DESCRIPTION DESCRIPCION	ET	EHT	EHD	REMARKS OBSERVACIONES
1	682-82119-01	COVER, LEAD WIRE CUBIERTA DE CABLE CONDUCTOR	2	2		
2	67F-82105-00	BATTERY CABLE CABLE DE BATERIA	1	1		
3	6G1-8194A-10	RELAY RELE	1	1		
4	90170-06M30	NUT TUERCA	2	2		
5	90204-06M00	WASHER, SPRING ARANDELA DE RESORTE	2	2		
6	6G1-81952-00	HOLDER, RELAY SOSTEN DE RELE	1	1		
7	6E5-8195B-01	RELAY ASSY RELE COMPLETO	1	1		
8	90170-06M30	NUT TUERCA	3	3		
9	90204-06M00	WASHER, SPRING ARANDELA DE RESORTE	3	3		
10	6E5-8195C-01	RELAY ASSY RELE COMPLETO	1	1		
11	90170-06M30	NUT TUERCA	3	3		
12	90204-06M00	WASHER, SPRING ARANDELA DE RESORTE	3	3		
13	66T-87149-00	CONNECTOR CONECTOR	1	1		
14	6G5-82119-00	COVER, LEAD WIRE CUBIERTA DE CABLE CONDUCTOR	2	2		
15	67F-82116-00	WIRE, MINUS LEAD CABLE CONDUCTOR NEGATIVO	1	1		
16	67F-81953-00	STAY, RELAY SOPORTE DE RELE	1	1		
17	97095-06016	BOLT PERNO	2	2		
18	92995-06600	WASHER ARANDELA	2	2		
19	67F-81948-01	BRACKET SOPORTE	1	1		
20	97095-06016	BOLT PERNO	3	3		
21	92995-06600	WASHER ARANDELA	3	3		
22	67F-81942-00	COVER CUBIERTA	1	1		
23	67F-2812A-00	PULLER, FUSE TIRADOR DE FUSIBLE	1	1		
24	60C-82590-10	WIRE HARNESS ASSY CONJUNTO DE CABLES	1	1		
25	67F-82151-00	.FUSE (20A) .FUSIBLE (20A)	2	2		
26	67F-82151-10	.FUSE (30A) .FUSIBLE (30A)	2	2		
27	67F-8215B-00	.CAP (BLACK) .TAPA (NEGRO)	2	2		



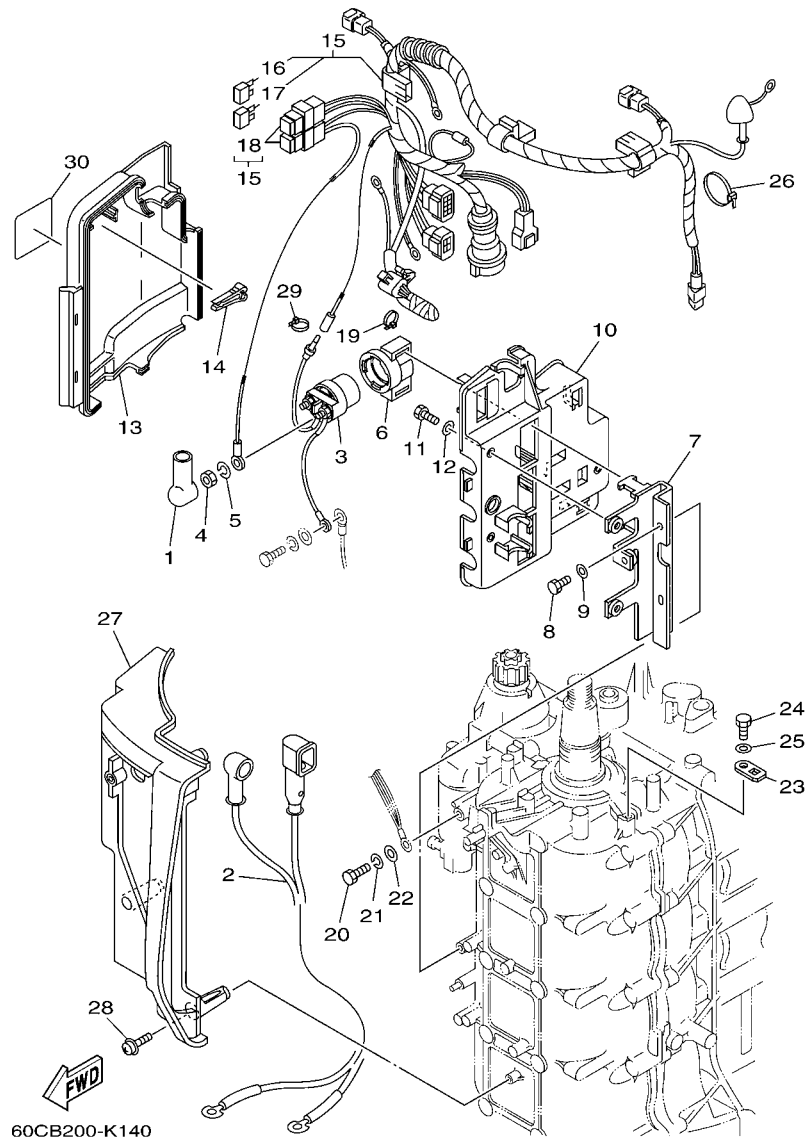


FIG. 15 ELECTRICAL 3

EQUIPO ELECTRICO 3

REF. NO.	PART NO. CODIGO Nº	DESCRIPTION DESCRIPCION	ET	EHT	EHD	REMARKS OBSERVACIONES
1	682-82119-01	COVER, LEAD WIRE CUBIERTA DE CABLE CONDUCTOR			2	
2	67F-82105-00	BATTERY CABLE CABLE DE BATERIA			1	
3	6G1-8194A-10	RELAY RELE			1	
4	90170-06M30	NUT TUERCA			2	
5	90204-06M00	WASHER, SPRING ARANDELA DE RESORTE			2	
6	6G1-81952-00	HOLDER, RELAY SOSTEN DE RELE			1	
7	67F-81953-10	STAY, RELAY SOPORTE DE RELE			1	
8	97095-06016	BOLT PERNO			2	
9	92995-06600	WASHER ARANDELA			2	
10	67F-81948-01	BRACKET SOPORTE			1	
11	97095-06016	BOLT PERNO			3	
12	92995-06600	WASHER ARANDELA			3	
13	67F-81942-00	COVER CUBIERTA			1	
14	67F-2812A-00	PULLER, FUSE TIRADOR DE FUSIBLE			1	
15	60C-82590-00	WIRE HARNESS ASSY CONJUNTO DE CABLES			1	
16	67F-82151-00	.FUSE (20A) .FUSIBLE (20A)			2	
17	67F-82151-10	.FUSE (30A) .FUSIBLE (30A)			2	
18	67F-8215B-00	.CAP (BLACK) .TAPA (NEGRO)			2	
19	90465-13M97	CLAMP BRIDA			1	
20	97095-06016	BOLT PERNO			1	
21	92995-06100	WASHER, SPRING ARANDELA			1	
22	92995-06600	WASHER ARANDELA			1	
23	67F-82588-00	PLATE PLACA			3	
24	97095-06012	BOLT PERNO			3	
25	92995-06600	WASHER ARANDELA			3	
26	90465-13M11	CLAMP BRIDA			1	
27	60C-81916-01	COVER, TERMINAL CUBIERTA DE TERMINAL			1	

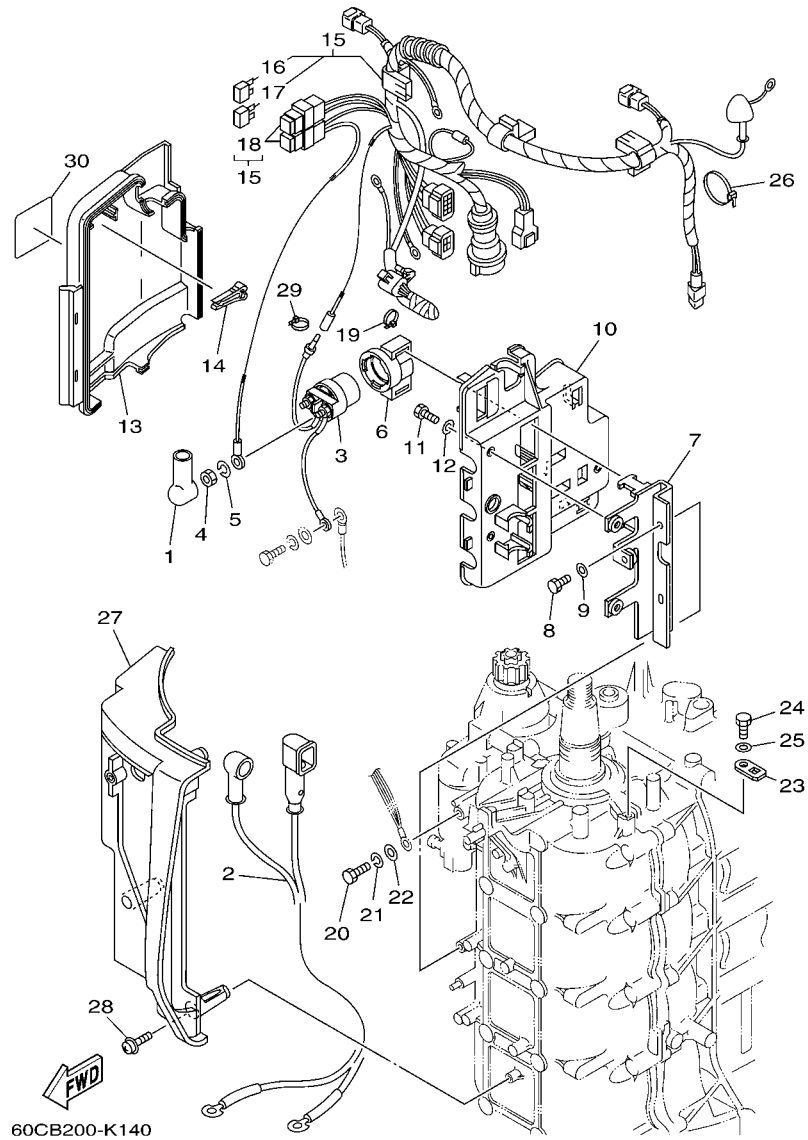


FIG. 15 ELECTRICAL 3

EQUIPO ELECTRICO 3

REF. NO.	PART NO. CODIGO Nº	DESCRIPTION DESCRIPCION	ET	EHT	EHD	REMARKS OBSERVACIONES
28	90159-06M29	SCREW, WITH WASHER TORNILLO CON VALONA			3	
29	90465-13M97	CLAMP BRIDA			1	
30	67F-83626-00	MARK 6 MARCA 6			1	

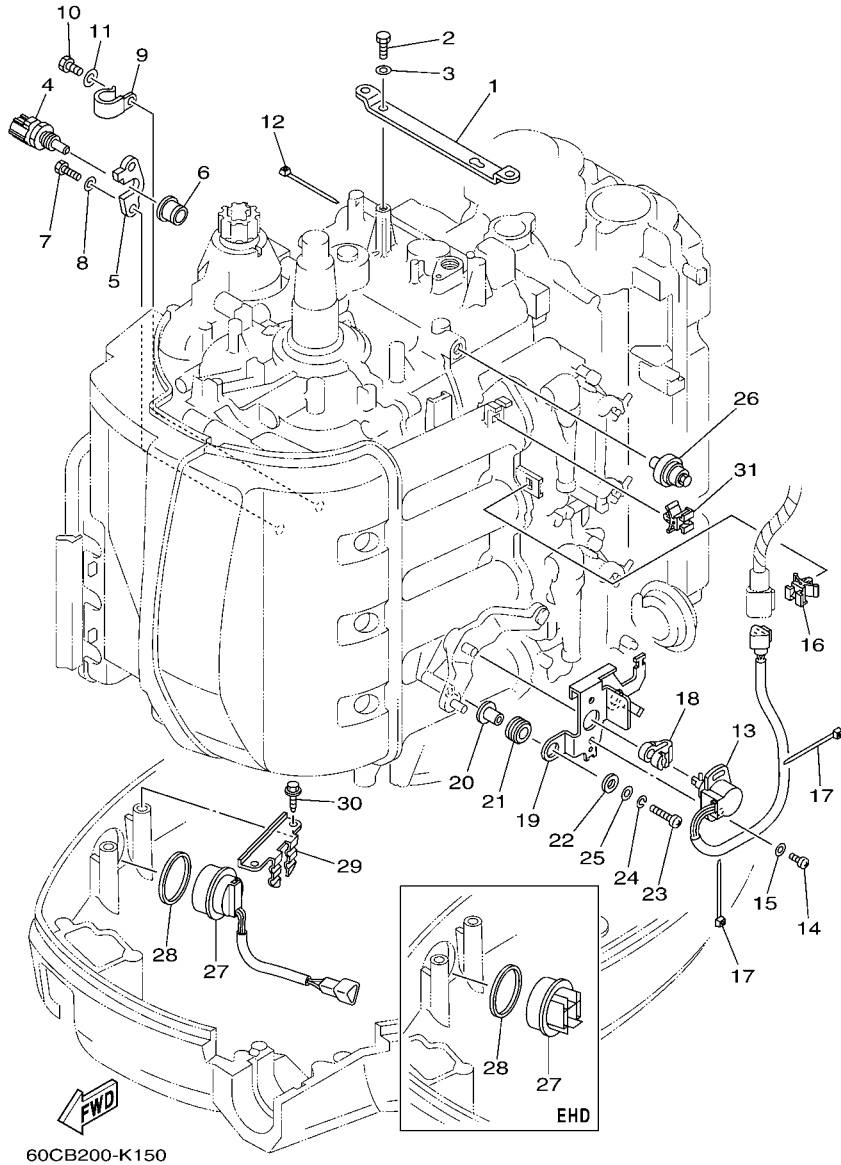


FIG. 16 ELECTRICAL 4

EQUIPO ELECTRICO 4

REF. NO.	PART NO. CODIGO Nº	DESCRIPTION DESCRIPCION	ET	EHT	EHD	REMARKS OBSERVACIONES
1	67F-8132G-01	PLATE PLACA	1	1	1	
2	97095-06016	BOLT PERNO	2	2	2	
3	92995-06600	WASHER ARANDELA	2	2	2	
4	67F-85790-00	THERMOSENSOR ASSY TERMICA SENSORIO	1	1	1	
5	67F-85757-00	RETAINER SEGURO	1	1	1	
6	68V-85753-00	GASKET, SENDER UNIT EMPAQUE DE UNIDAD TRANSMISORA	1	1	1	
7	97095-06016	BOLT PERNO	2	2	2	
8	92995-06600	WASHER ARANDELA	2	2	2	
9	90465-06M86	CLAMP BRIDA	1	1	1	
10	97095-06012	BOLT PERNO	1	1	1	
11	92995-06600	WASHER ARANDELA	1	1	1	
12	90465-11M10	CLAMP BRIDA	1	1	1	
13	61A-85885-00	THROTTLE SENSOR ASSY TERMICA SENSORIO	1	1	1	
14	97885-05010	SCREW, PAN HEAD TORNILLO A MUESCA	2	2	2	
15	92995-05600	WASHER ARANDELA	2	2	2	
16	90464-09M47	CLAMP BRIDA	1	1	1	
17	90465-11M10	CLAMP BRIDA	2	2	2	
18	6K7-14573-00	LEVER PALANCA	1	1	1	
19	67F-83635-00	BRACKET SOPORTE	1	1	1	
20	90387-05M00	COLLAR ESPACIADOR	2	2	2	
21	90480-10M23	GROMMET TAPON	2	2	2	
22	90201-05M03	WASHER, PLATE ARANDELA PLANA	2	2	2	
23	97885-05025	SCREW, PAN HEAD TORNILLO A MUESCA	2	2	2	
24	92995-05100	WASHER ARANDELA	2	2	2	
25	92995-05600	WASHER ARANDELA	2	2	2	
26	68V-82504-00	OIL PRESSURE SWITCH ASSY INTERRUPTOR PRESION DE ACEITE	1	1	1	
27	63D-82563-10	TRIM & TILT SWITCH ASSY INTERRUPTOR DE INCLINACION	1	1		

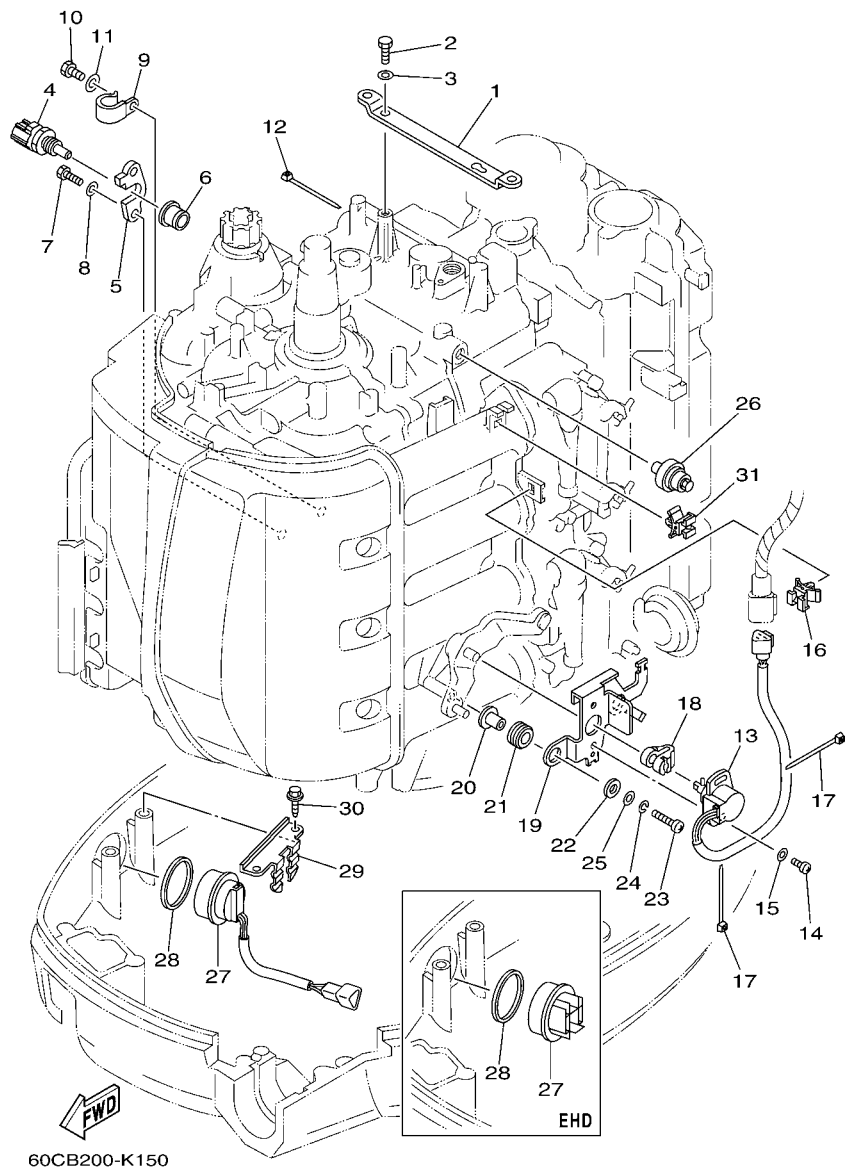


FIG. 16 ELECTRICAL 4

EQUIPO ELECTRICO 4

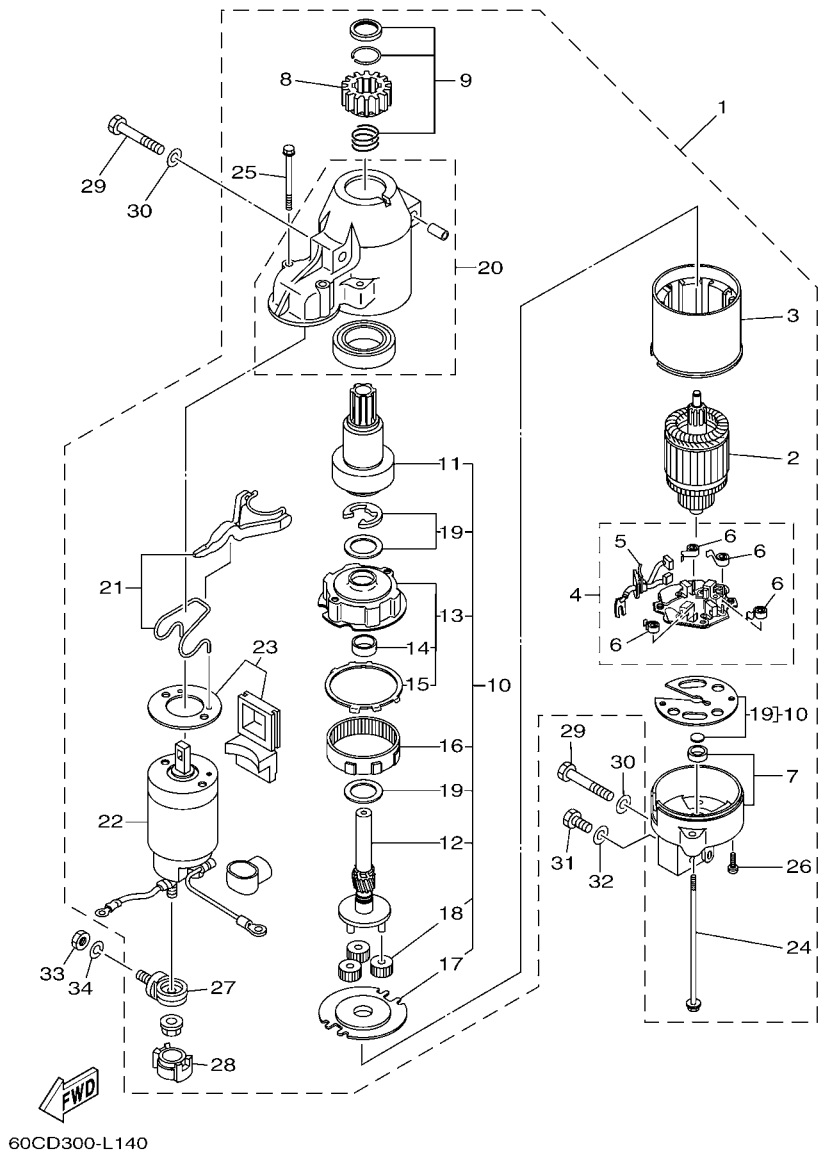
REF. NO.	PART NO. CODIGO Nº	DESCRIPTION DESCRIPCION	ET	EHT	EHD	REMARKS OBSERVACIONES
27	68F-42723-10-8D	COVER, BOTTOM CUBIERTA INFERIOR			1	
28	6E5-82587-00	GASKET EMPAQUETADURA	1	1	1	
29	67F-83614-00	BRACKET SOPORTE	1	1	1	
30	90109-06M86	BOLT PERNO	2	2	2	
31	90464-09M47	CLAMP BRIDA	1	1	1	
-----						
-----						
-----						
-----						
-----						
-----						
-----						
-----						
-----						
-----						





FIG. 18 STARTING MOTOR

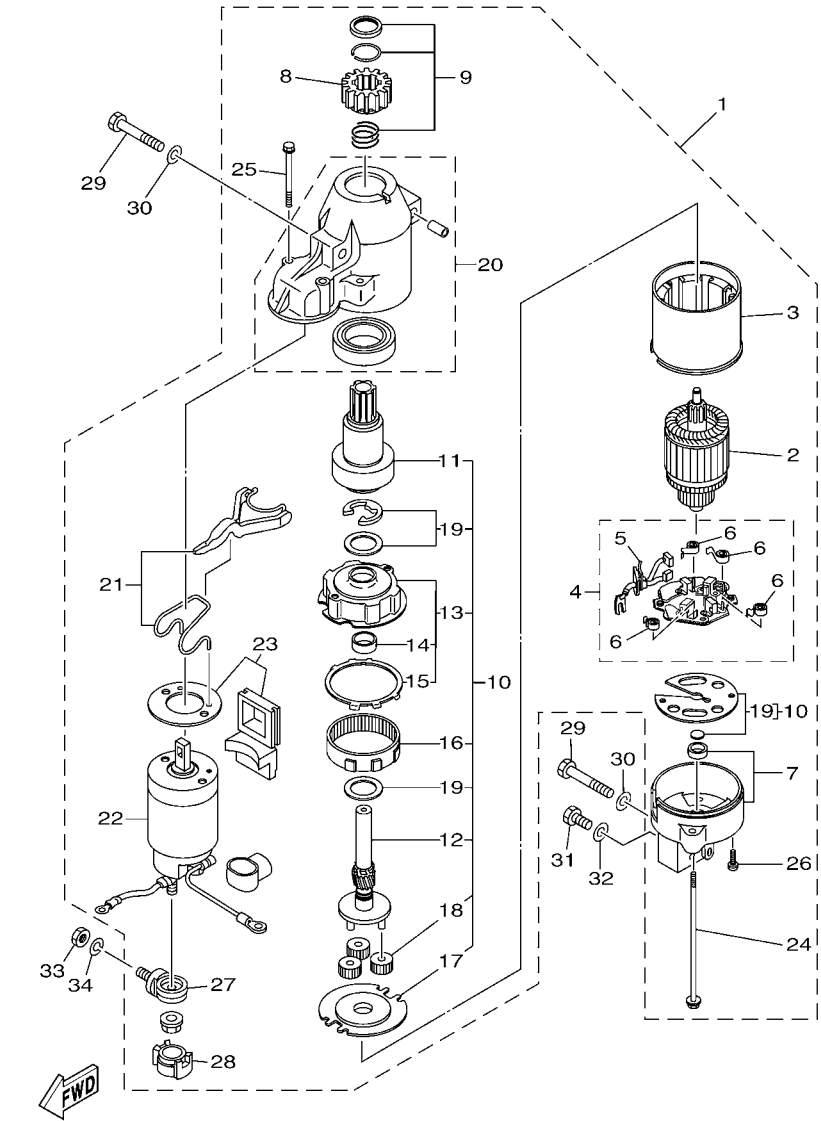
MOTOR DE ARRANQUE



REF. NO.	PART NO. CODIGO Nº	DESCRIPTION DESCRIPCION	ET	EHT	EHD	REMARKS OBSERVACIONES
1	67F-81800-03	STARTING MOTOR ASSY MOTOR DE ARRANQUE COMPLETO	1	1	1	
2	67F-81850-00	..ARMATURE ASSY ..INDUCIDO COMPLETO	1	1	1	
3	67F-81810-00	..STATOR ASSY ..ESTATOR COMPLETO	1	1	1	
4	69J-81840-00	..BRUSH HOLDER ASSY ..SOSTEN DE ESCOBILLA COMPLETO	1	1	1	
5	69J-81801-00	..BRUSH SET ..JUEGO DE ESCOBILLA	1	1	1	
6	67F-81813-00	..SPRING, BRUSH ..RESORTE DE ESCOBILLA	4	4	4	
7	68F-81820-00	..REAR BRACKET ASSY ..CUBIERTA TRASERA COMPL	1	1	1	
8	67F-81808-00	..PINION ASSY ..PINON	1	1	1	
9	67F-81857-00	..PINION STOPPER SET ..JUEGO TAPON PINON	1	1	1	
10	67F-81807-00	..GEAR ASSY, STARTING MOTOR ..PINON CONJUNTO	1	1	1	
11	67F-81832-00	..CLUTCH, OVER RUN ..PINON COMPL	1	1	1	
12	67F-81836-00	..SHAFT, PINION ..ARBOL, PINON	1	1	1	
13	67F-81821-00	..BRACKET, CENTER 1 ..SOPORTE, CENTRO 1	1	1	1	
14	67F-81841-00	..BEARING ..PORTADOR	1	1	1	
15	67F-8183R-00	..GASKET ..EMPAQUETADURA	1	1	1	
16	67F-81891-00	..GEAR, RING ..ENGRANAJE ANILLO	1	1	1	WITH 67F-8183R-00 WITH 67F-8183R-00
17	67F-81830-00	..BRACKET, CENTER 2 ..SOPORTE, CENTRO 2	1	1	1	
18	60V-8183T-00	..GEAR, IDLER ..ENGRENAJE NEUTRO	3	3	3	
19	67F-81809-00	..WASHER KIT ..JUEGO DE ARANDELA	1	1	1	
20	60X-81842-00	..COVER ..TAPA	1	1	1	
21	6C5-81839-00	..LEVER ASSY ..PALANCA COMPL.	1	1	1	
22	67F-81941-02	..STARTER RELAY ASSY ..RELE DE ARRANQUE	1	1	1	
23	6C5-81869-00	..COVER, DUST ..CUBIERTA PARA POLVO	1	1	1	
24	6K7-81826-11	..BOLT ..PERNO	2	2	2	
25	69J-81828-00	..SCREW 2 ..TORNILLO DE EMPUJE 2	2	2	2	
26	67F-81846-00	..SCREW ..TORNILLO	2	2	2	
27	60V-81925-00	..TERMINAL ..TERMINAL	1	1	1	

FIG. 18 STARTING MOTOR

MOTOR DE ARRANQUE



60CD300-L140

REF. NO.	PART NO. CODIGO Nº	DESCRIPTION DESCRIPCION	ET	EHT	EHD	REMARKS OBSERVACIONES
28	68F-82582-00	.COVER, WIRE HARNESS .CUBIERTA DE ARNES DE CABLE	1	1	1	
29	97013-08045	BOLT PERNO	3	3	3	
30	92903-08600	WASHER, PLATE RONDANA SENCILLA	3	3	3	
31	97013-08016	BOLT PERNO	1	1	1	
32	92903-08600	WASHER, PLATE RONDANA SENCILLA	1	1	1	
33	95333-08600	NUT TUERCA	1	1	1	
34	92903-08100	WASHER, SPRING RONDANA SENCILLA	1	1	1	

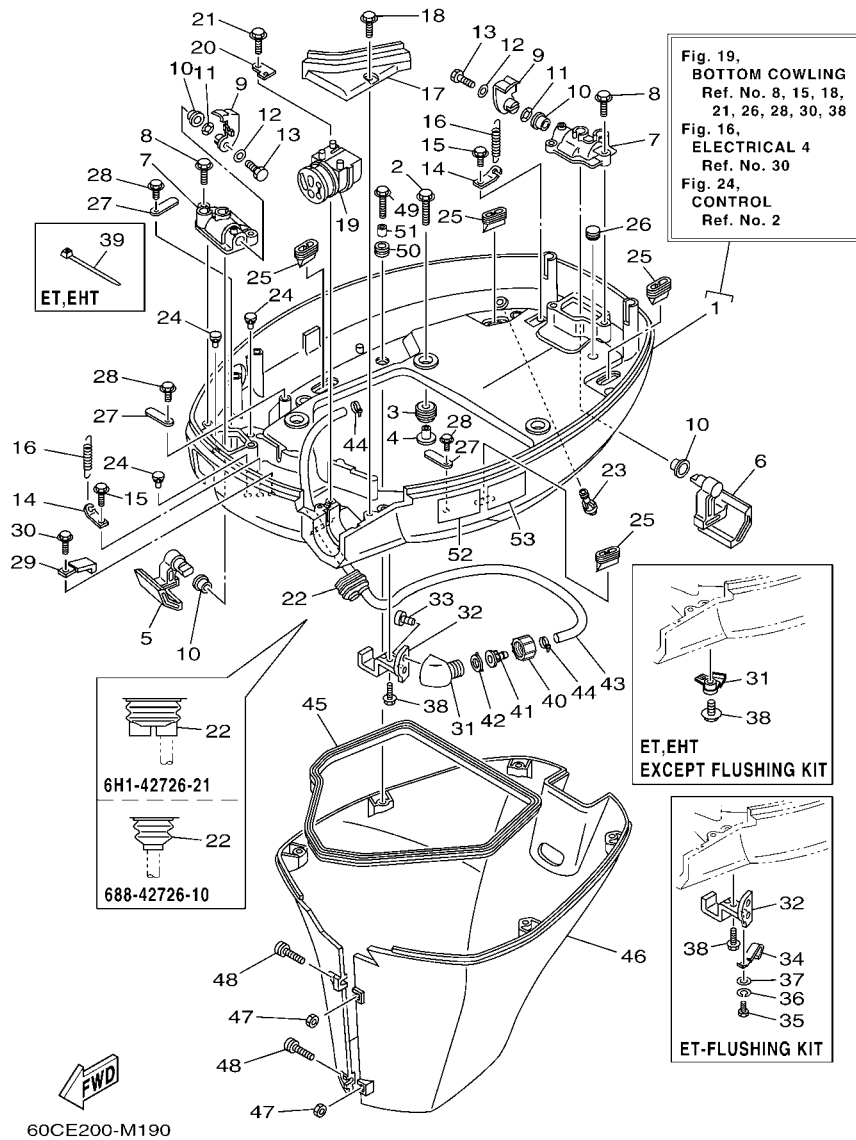
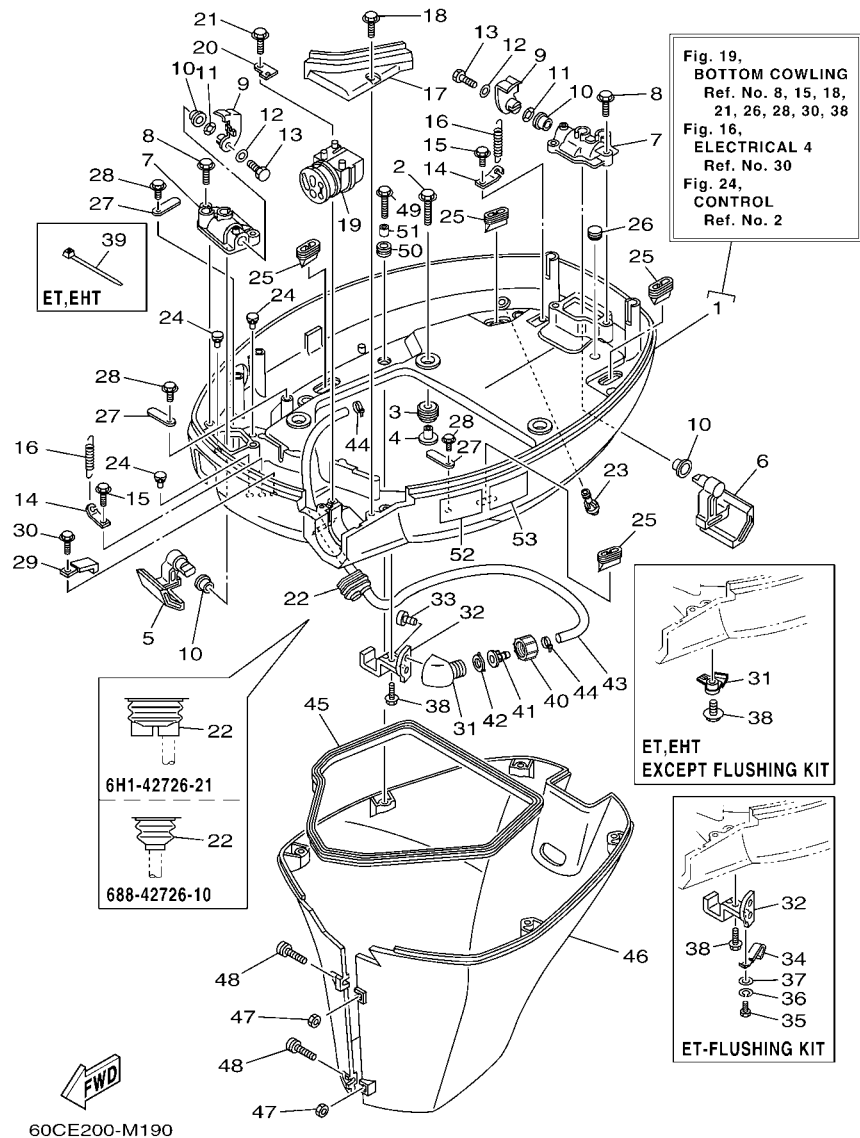


FIG. 19 BOTTOM COWLING

CUBIERTA INFERIOR

REF. NO.	PART NO. CODIGO Nº	DESCRIPTION DESCRIPCION	ET	EHT	EHD	REMARKS OBSERVACIONES
1	67F-42710-03-8D	BOTTOM COWLING ASSY CUBIERTA INFERIOR COMPL.	1	1	1	
2	90119-08M22	BOLT, WITH WASHER TORNILLO CON ARANDELA	4	4	4	
3	90480-22M15	GROMMET TAPON	4	4	4	
4	90387-08M37	COLLAR ESPACIADOR	4	4	4	
5	67F-42815-00-8D	LEVER, CLAMP PALANCA ABRAZADERA	1	1	1	
6	67F-42816-00-8D	LEVER, CLAMP PALANCA ABRAZADERA	1	1	1	
7	67F-42828-00-9S	PLATE, CLAMP PLACA, GRAMPA	2	2	2	
8	90109-06M82	BOLT PERNO	4	4	4	
9	68V-42818-01	LEVER, CLAMP PALANCA, ABRAZADERA	2	2	2	
10	90386-15M73	BUSH BUJE	4	4	4	
11	90206-15M18	WASHER, WAVE ARANDELA ONDULADA	2	2	2	
12	90201-06068	WASHER, PLATE ARANDELA PLANA	2	2	2	
13	97095-06016	BOLT PERNO	2	2	2	
14	64D-43144-00	HOOK, SPRING GANCHO	2	2	2	
15	90109-06M86	BOLT PERNO	2	2	2	
16	90506-16M34	SPRING, TENSION RESORTE DE TENSION	2	2	2	
17	67F-42738-00-8D	PLATE, FITTING PLACA DE AJUSTE	1	1	1	
18	90109-06M96	BOLT PERNO	2	2	2	
19	68V-42725-10	GROMMET TAPON	1	1	1	
20	67F-42756-01	STAY, CLAMP SOPORTE DE GRAMPA	1	1	1	
21	90109-06M86	BOLT PERNO	1	1	1	
22	688-42726-10 6H1-42726-21	GROMMET TAPON	1	1	1	EHD-FLUSHING KIT EHD-FLUSHING KIT FLUSHING KIT FLUSHING KIT
23	6BL-44391-00	NIPPLE, HOSE NIPLE MANGUERA	1	1	1	
24	6H4-42748-00	GROMMET TAPON	3	3	3	
25	67F-42717-00	RUBBER, SEAL 2 GOMA	4	4	4	
26	90338-11007	PLUG TAPON	1	1	1	



60CE200-M190

FIG. 19 BOTTOM COWLING

CUBIERTA INFERIOR

REF. NO.	PART NO. CODIGO Nº	DESCRIPTION DESCRIPCION	ET	EHT	EHD	REMARKS OBSERVACIONES
27	6E5-82588-00	PLATE PLACA	3	3	3	
28	90109-06M81	BOLT PERNO	3	3	3	
29	90465-08M23	CLAMP BRIDA	1	1	1	
30	90109-06M86	BOLT PERNO	1	1	1	
31	67F-24367-00	CLAMP, FUEL PIPE 2 GRAMPA DE TUBO DE COMBUST.2	1	1	1	
---	68T-12572-00	ADAPTER ADAPTADOR	1	---	1	FLUSHING KIT
32	67F-12535-01	PLATE EMPAQUETADURA	1	---	1	FLUSHING KIT
33	90167-06002	SCREW, TAPPING TORNILLO DE ROSCA HEMBRA	2	---	2	FLUSHING KIT
34	90462-06018	CLAMP BRIDA	1	---	---	FLUSHING KIT
35	97095-06008	BOLT PERNO	1	---	---	FLUSHING KIT
---	92995-06100	WASHER, SPRING ARANDELA	1	---	---	FLUSHING KIT
---	92995-06200	WASHER ARANDELA	1	---	---	FLUSHING KIT
38	90109-06M82	BOLT PERNO	1	1	---	FLUSHING KIT
---	90109-06M86	BOLT PERNO	1	---	1	FLUSHING KIT
39	90465-13M18	CLAMP BRIDA	1	1	---	FLUSHING KIT
---	6R3-12581-00	JOINT, HOSE 1 CONEXION	1	---	1	FLUSHING KIT
41	6R3-12582-00	JOINT, HOSE 2 CONEXION	1	---	1	FLUSHING KIT
42	6R3-12583-00	GASKET, HOSE JOINT EMPAQUETADURA JUNTA DE MANGUE	1	---	1	FLUSHING KIT
43	67F-24312-00	PIPE 2 TUBO 2	1	---	1	FLUSHING KIT
---	90465-11M10	CLAMP BRIDA	2	---	2	FLUSHING KIT
---	61A-42716-00	RUBBER, SEAL 1 SELLO DE GOMA 1	1	1	1	
46	67F-42741-01-8D	APRON MANDIL	1	1	1	
47	95380-06600	NUT, HEXAGON TUERCA	2	2	2	
48	90159-06M28	SCREW, WITH WASHER TORNILLO CON VALONA	2	2	2	
49	90109-06M80	BOLT PERNO	5	5	5	
---	90480-13M24	GROMMET TAPON	5	5	5	
51	90387-06M43	COLLAR ESPACIADOR	5	5	5	

FIG. 19 BOTTOM COWLING

CUBIERTA INFERIOR

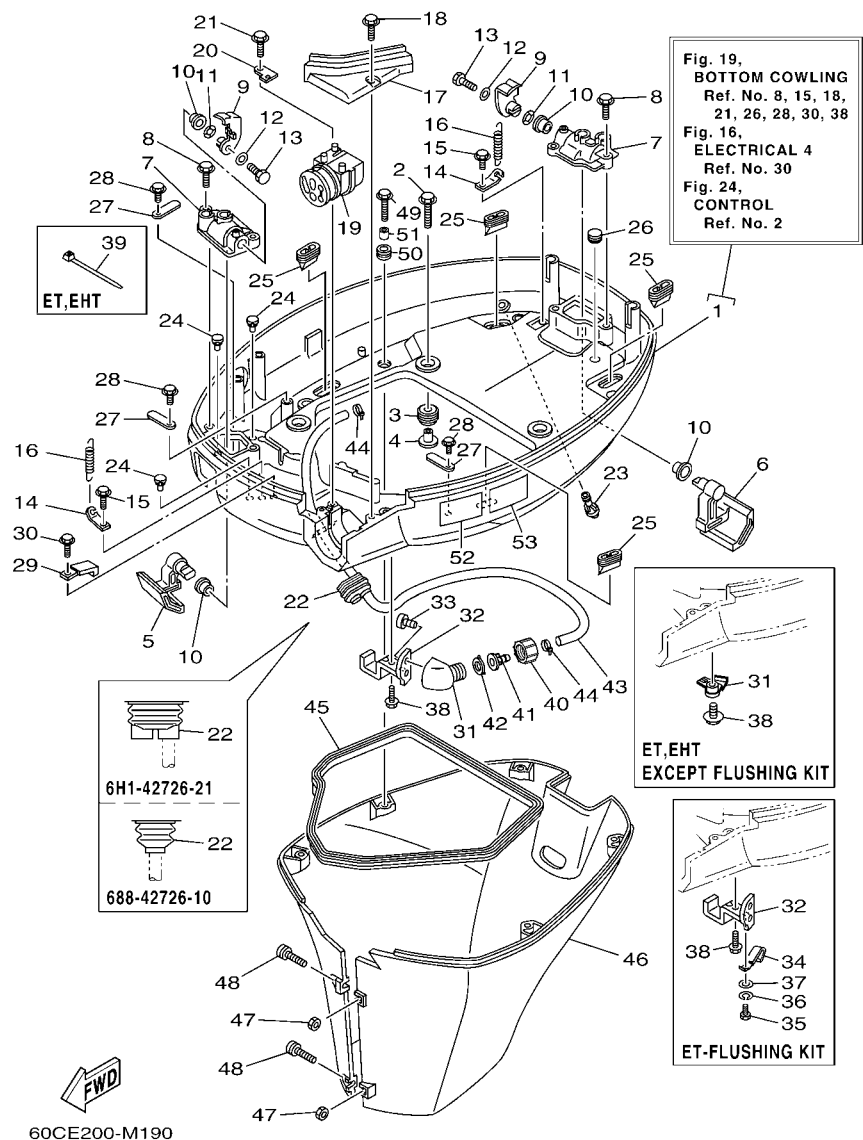
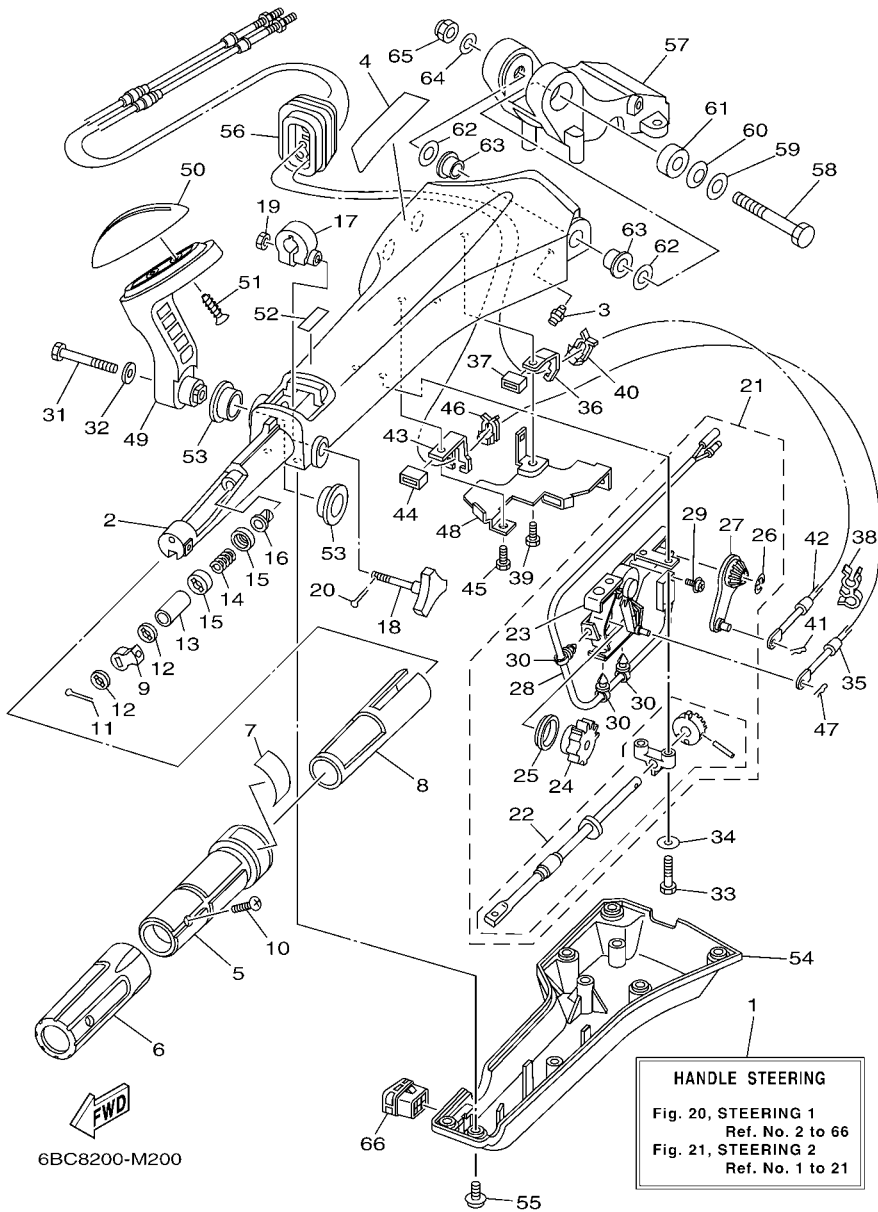


Fig. 19,  
BOTTOM COWLING  
Ref. No. 8, 15, 18,  
21, 26, 28, 30, 38  
Fig. 16,  
ELECTRICAL 4  
Ref. No. 30  
Fig. 24,  
CONTROL  
Ref. No. 2

REF. NO.	PART NO. CODIGO Nº	DESCRIPTION DESCRIPCION	ET	EHT	EHD	REMARKS OBSERVACIONES
52	6AH-42794-40	LABEL, WARNING (GENERAL) ETIQUETA DE PRECAUCION	1	1	1	
53	6AH-42794-50	LABEL, WARNING (GENERAL) ETIQUETA DE PRECAUCION	1			FOR CAR(CE) FOR CAR(CE)



**FIG. 20 STEERING 1**

**DIRECCION 1**

REF. NO.	PART NO. CODIGO Nº	DESCRIPTION DESCRIPCION	ET	EHT	EHD	REMARKS OBSERVACIONES
1	6X4-42101-84	HANDLE, STEERING MANIJA DE DIRECCION		1		
	6BC-42101-03	HANDLE, STEERING MANIJA DE DIRECCION			1	
2	6X4-42111-02-8D	HANDLE, STEERING MANIJA DE DIRECCION		1	1	
3	93700-06M03	NIPPLE, GREASE BOQUILLA DE ENGRASAR		1	1	
4	6X4-48215-00	GRAPHIC CALCOMANIA 1		1	1	
5	6X4-42119-01	GRIP, STEERING HANDLE MANGO, MANIJA DE DIRRECCION		1	1	
6	6X4-42177-00	RUBBER, HANDLE HULE DE MANIJA		1	1	
7	6X4-42137-00	INDICATOR, THROTTLE INDICADOR ACELERADOR		1	1	
8	6X4-41291-00	BUSHING BUJE		1	1	
9	6X4-44139-01	COLLAR COLLAR		1	1	
10	90152-05007	SCREW, COUNTERSUNK TORNILLO EMBUTIDO		1	1	
11	91490-20010	PIN, COTTER CHAVETA		1	1	
12	6X4-44177-00	WASHER RONDANA		2	2	
13	6X4-42128-00	COLLAR, DISTANCE 1 COLLAR DISTANCIADOR 1		1	1	
14	90501-23215	SPRING, COMPRESSION RESORTE DE COMPRESION		1	1	
15	6X4-44188-00	WASHER ARANDELLA		2	2	
16	90386-08032	BUSH BUJE		1	1	
17	63D-42126-00	FRICITION, STEERING HANDLE GRIP FRICCION DE MANGO DIRECCION		1	1	
18	6X4-48154-00	KNOB, THROTTLE PERILLA DE ACELERADOR		1	1	
19	95380-06600	NUT, HEXAGON TUERCA		1	1	
20	91490-20010	PIN, COTTER CHAVETA		1	1	
21	6X4-44100-01	SHIFT LINK ASSY ESLABON DE SLECTOR COMPLETO		1	1	
22	6X4-42115-00	.SHAFT, STEERING HANDLE .EJE MANIJA DE DIRECCION		1	1	
23	6X4-44102-00	.SHIFT ASSIST ASSY. .SELECTOR DE ASISTIR		1	1	
24	6X4-47731-01	.GEAR, DRIVE .ENGRANAJE DE TRACCION		1	1	
25	6X4-44132-00	.BUSHING .BUJE		1	1	
26	6X4-14137-00	.CLIP .PRESILLA		1	1	

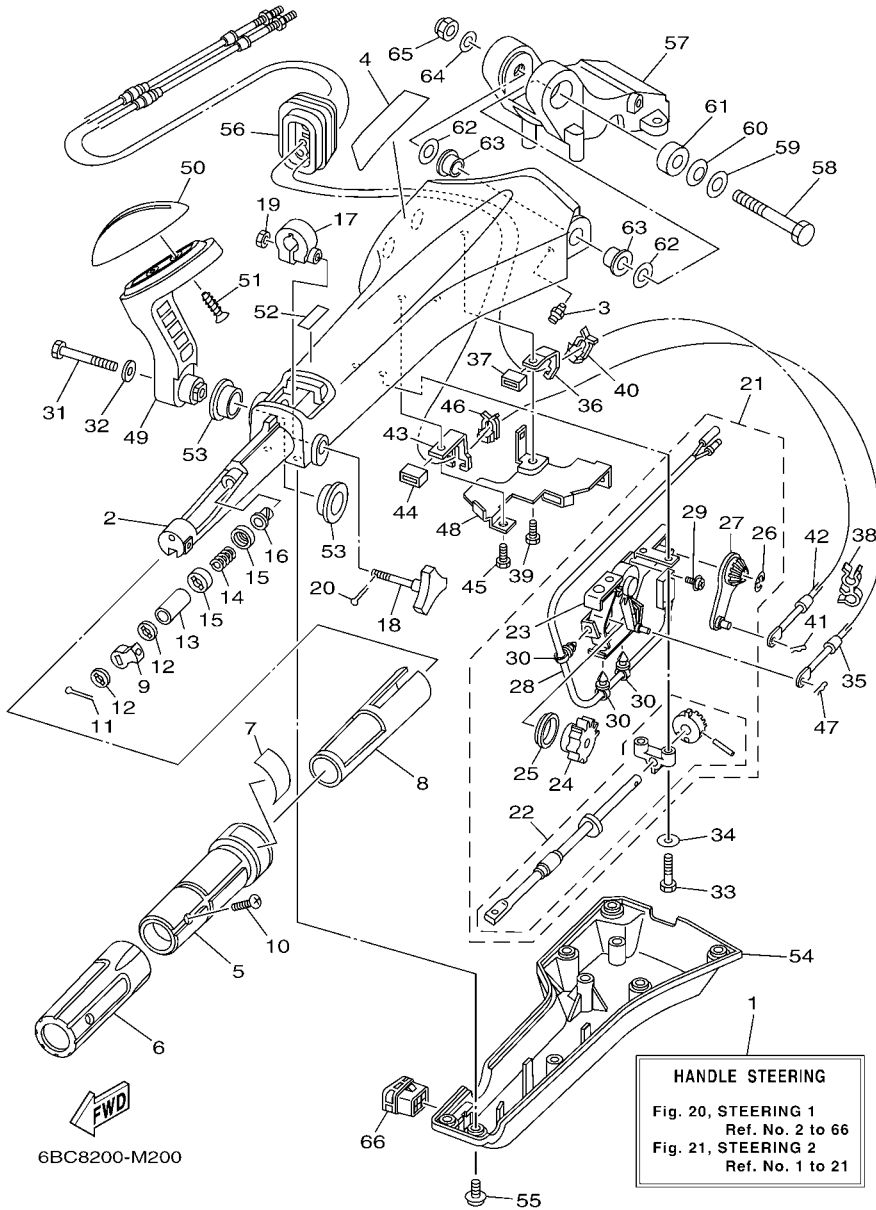


FIG. 20 STEERING 1

DIRECCION 1

REF. NO.	PART NO. CODIGO Nº	DESCRIPTION DESCRIPCION	ET	EHT	EHD	REMARKS OBSERVACIONES
27	6X4-48261-00	.ARM, THROTTLE .BRAZO ACELERADOR		1	1	
28	6X4-82540-00	.NEUTRAL SWITCH ASSY .INTERRUPTOR NEUTRAL COMPL		1	1	
29	703-48129-00	.SCREW 3 .TORNILLO 3		2	2	
30	6X4-42821-00	.BAND, CLAMP .BRIDA DE CINTA		3	3	
31	97095-08040	BOLT PERNO		1	1	
32	92995-08600	WASHER ARANDELA		1	1	
33	97095-06030	BOLT PERNO		2	2	
34	92995-06600	WASHER ARANDELA		2	2	
35	67G-48321-20	CABLE CABLE CONTROL REMOTO		1	1	
36	6X4-48538-00	CLAMP, CABLE 1 GRAMPA DE CABLE		1	1	
37	6X4-26367-00	PROTECTOR ACCESORIA		1	1	
38	90464-09M42	CLAMP BRIDA		1	1	
39	97095-06014	BOLT PERNO		1	1	
40	63D-48538-00	CLAMP, CABLE 1 GRAMPA DE CABLE		1	1	
41	90468-10005	CLIP PRESILLA		1	1	
42	67G-26301-10	THROTTLE CABLE ASSY CABLE DE ACELERADOR COMPLETO		1	1	
43	6X4-48538-10	CLAMP, CABLE 1 GRAMPA DE CABLE		1	1	
44	6X4-26367-00	PROTECTOR ACCESORIA		1	1	
45	97095-06014	BOLT PERNO		1	1	
46	63D-48538-00	CLAMP, CABLE 1 GRAMPA DE CABLE		1	1	
47	90468-10005	CLIP PRESILLA		1	1	
48	6X4-42159-00	STAY SOPORTE		1	1	
49	6X4-44159-00-8D	HANDLE, GEAR SHIFT MANIJA DE CAMBIO DE MARCHAS		1	1	
50	6X4-44173-00	LEVER, SHIFT CONTROL PALANCA CONTROL CAMBIOS		1	1	
51	97780-60920	SCREW, TAPPING TORNILLO DE CABEZA DE CONO ACH		2	2	
52	6G8-44191-00	INDICATOR, SHIFT INDICADOR DE CAMBIOS		1	1	
53	90386-26MA3	BUSH BUJE		2	2	

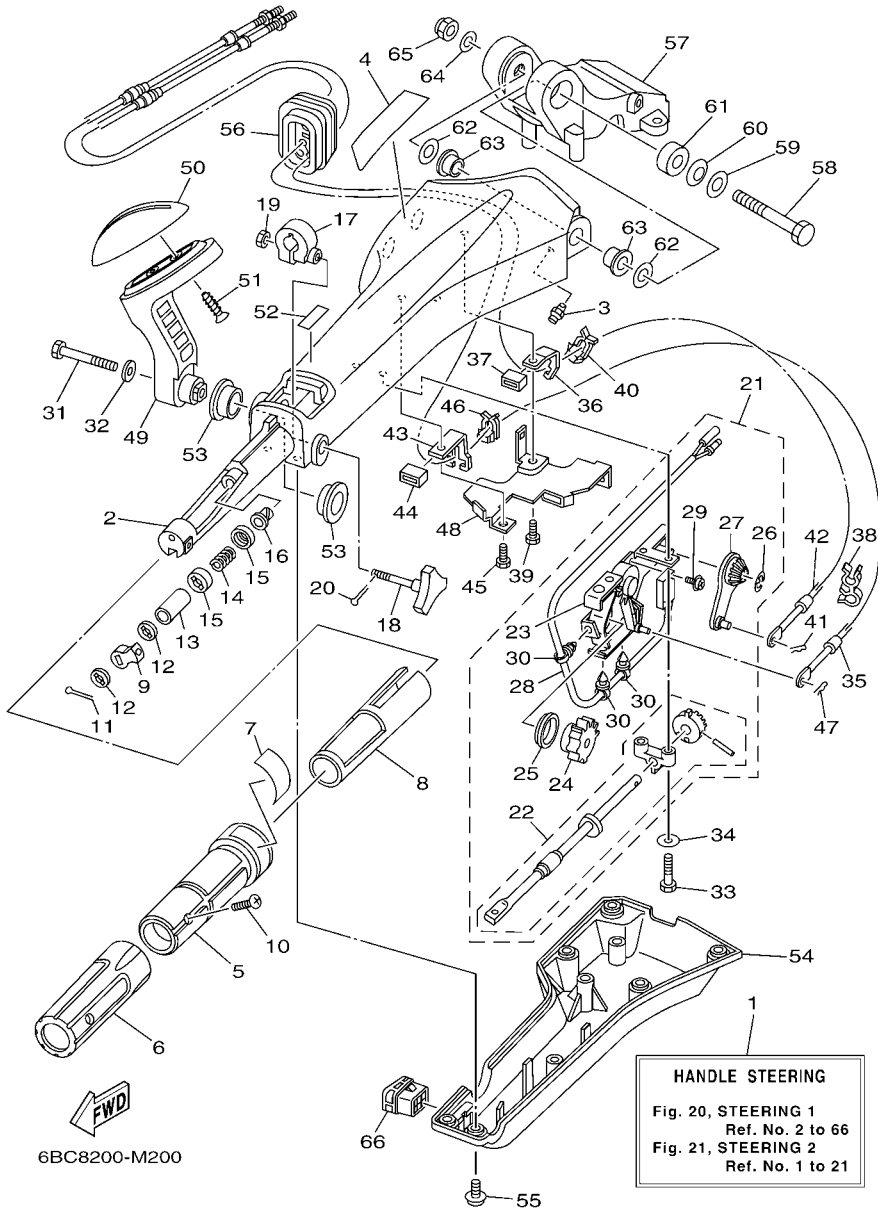


FIG. 20 STEERING 1

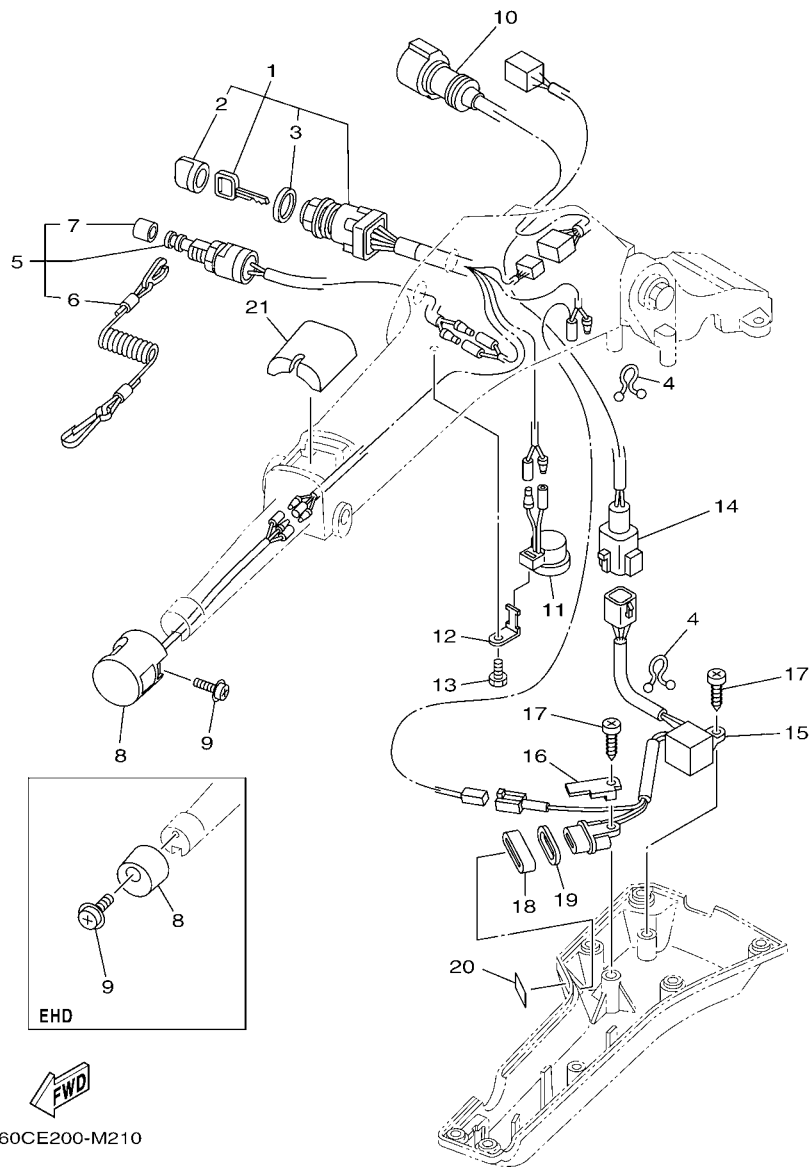
DIRECCION 1

REF. NO.	PART NO. CODIGO Nº	DESCRIPTION DESCRIPCION	ET	EHT	EHD	REMARKS OBSERVACIONES
54	6X4-42131-11	COVER, HANDLE STEERING CUBIERTA MANIJA DIRRECCION		1	1	
55	97985-06216	SCREW, WITH WASHER TORNILLO, CON ARANDELA		6	6	
56	6X4-42725-01	GROMMET TAPON		1	1	
57	63D-42121-22-8D	BRACKET SOPORTE		1	1	
58	90101-12014	BOLT TORNILLO		1	1	
59	92990-12200	WASHER, PLAIN ARANDELA PLANA		1	1	
60	90206-12M22	WASHER, WAVE ARANDELA ONDULADA		1	1	
61	90387-12M02	COLLAR ESPACIADOR		1	1	
62	90201-12035	WASHER, PLATE ARANDELA PLANA		2	2	
63	90386-12003	BUSH BUJE		2	2	
64	92990-12600	WASHER, PLATE ARANDELA PLANA		1	1	
65	90185-12M12	NUT, SELF-LOCKING TUERCA AUTOBLOCANTE		1	1	
66	6X4-42728-10	CAP TAPA		1	1	



FIG. 21 STEERING 2

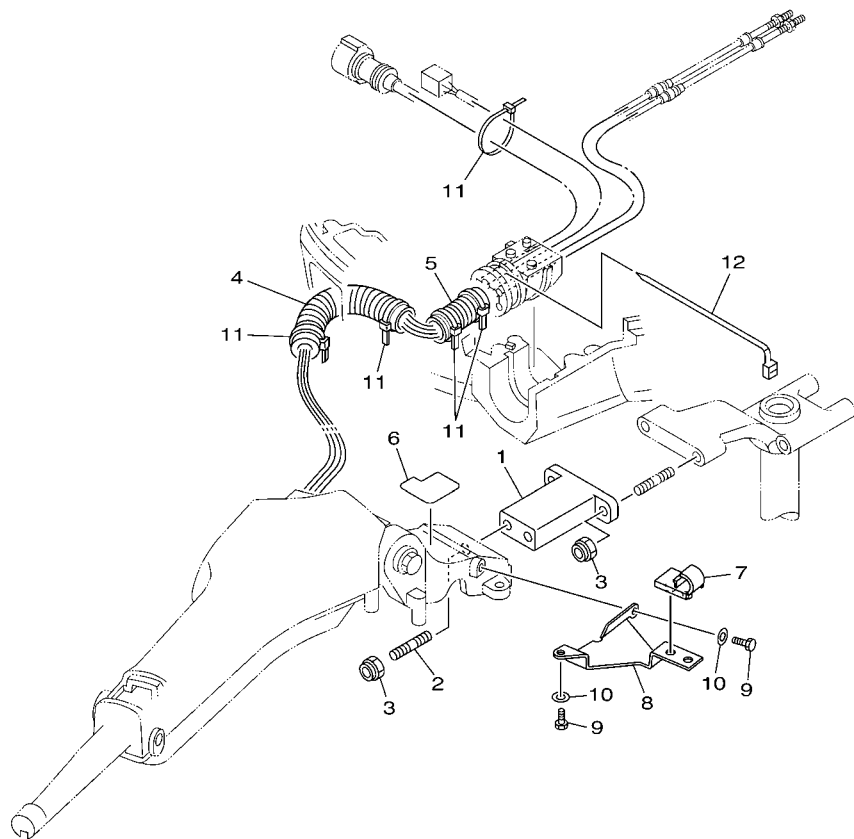
DIRECCION 2



REF. NO.	PART NO. CODIGO Nº	DESCRIPTION DESCRIPCION	ET	EHT	EHD	REMARKS OBSERVACIONES
1	6X4-82510-11	MAIN SWITCH ASSY CONJUNTO DE LLAVE IGNICION		1		
	6X4-82510-21	MAIN SWITCH ASSY CONJUNTO DE LLAVE IGNICION			1	
2	676-82577-01	.CAP, KEY .TAPA		1	1	
3	703-82532-00	.CAP .TAPA		1	1	
4	90464-08M07	CLAMP BRIDA		2	2	
5	69W-82575-00	ENGINE STOP SWITCH ASSY INTERRUPTOR DE PARADA COMPL		1	1	
6	682-82556-00	.LANYARD, STOP SWITCH .CORDON DE INTERRUPTOR PARADA		1	1	
7	689-8257Y-00	.CAP .TAPA		1	1	
8	6X4-82563-00	TRIM & TILT SWITCH ASSY INTERRUPTOR DE INCLINACION		1		
	6X4-42728-00	CAP TAPA			1	
9	97980-06216	SCREW, WITH WASHER TORNILLO, CON ARANDELA		1	1	
10	6X4-82586-20	EXT, WIRE HARNESS (L:1,25M) EXT, CONJ. DE CABLES (L:1,25M)		1	1	
11	6X4-83383-00	BUZZER ZUMBADOR		1	1	
12	6X4-83386-00	STAY, BUZZER TIRANTE DE ZUMBADOR		1	1	
13	97095-06014	BOLT PERNO		1	1	
14	6X4-83653-00	WIRE, LEAD (L:1250MM) CABLE CONDUCTOR (L:1250MM)		1	1	
15	6C5-84301-00	PILOT LIGHT ASSY 1 LUZ PILOTO COMPLETA 1		1	1	
16	6X4-44114-00	STOPPER RETEN		1	1	
17	97780-60620	SCREW, TAPPING TORNILLO DE CABEZA DE CONO ACH		2	2	
18	6X4-42727-00	GROMMET TAPON		1	1	
19	6H4-83589-00	GASKET EMPAQUE		1	1	
20	6X4-85415-00	MARK, SIGNAL LAMP MARCO DE FOCO DE SENAL		1	1	
21	6X4-81942-01	COVER CUBIERTA		1	1	

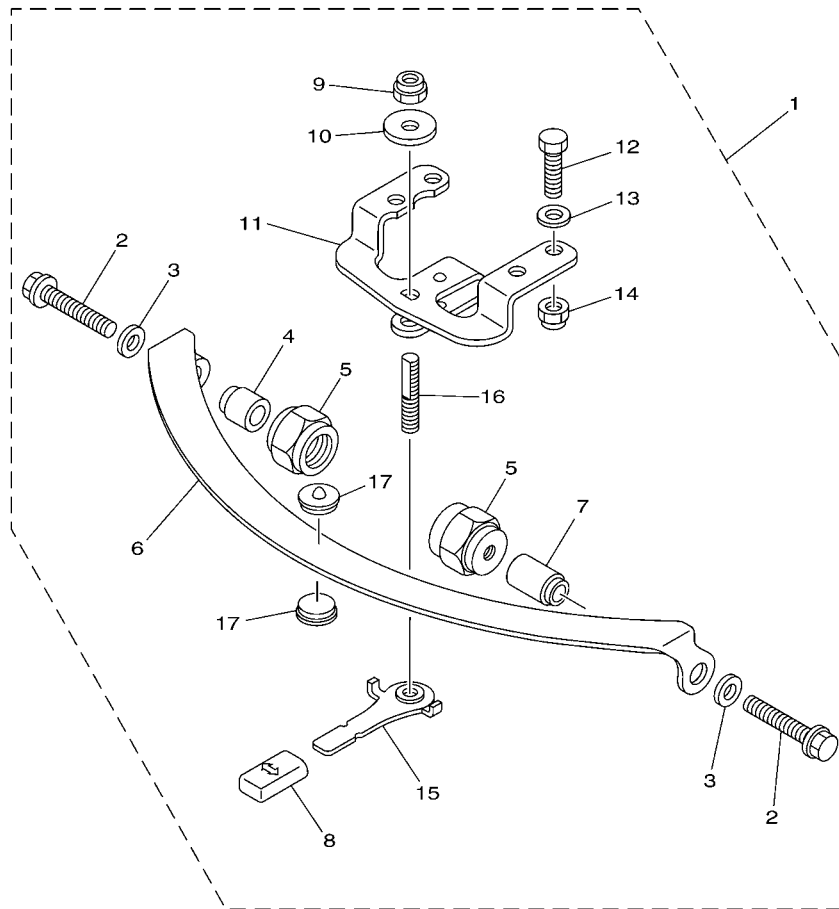
FIG. 22 STEERING 3

DIRECCION 3



 68V9100-J200

REF. NO.	PART NO. CODIGO Nº	DESCRIPTION DESCRIPCION	ET	EHT	EHD	REMARKS OBSERVACIONES
1	6X4-42121-11-8D	BRACKET SOPORTE		1	1	
2	90116-10175	BOLT, STUD ESPARRAGO		2	2	
3	90185-10051	NUT, SELF-LOCKING TUERCA AUTOBLOCANTE		4	4	
4	90447-22007	TUBE TUBO		1	1	
5	6G5-83557-00	TUBE ENCHUFE DE ACEITE		1	1	
6	6X4-42735-00	PROTECTOR SEGURO RONDANA		1	1	
7	63D-24367-00	CLAMP, FUEL PIPE 2 GRAMPA DE TUBO DE COMBUST.2		1	1	
8	6X4-24364-00	STAY SOPORTE		1	1	
9	97095-06016	BOLT PERNO		2	2	
10	92995-06600	WASHER ARANDELA		2	2	
11	90465-13M24	CLAMP BRIDA		5	5	
12	90465-13M30	CLAMP BRIDA		1	1	



6X41110-E050

FIG. 23 STEERING FRICTION

FRICCION DE DIRECCION

REF. NO.	PART NO. CODIGO Nº	DESCRIPTION DESCRIPCION	ET	EHT	EHD	REMARKS OBSERVACIONES
1	67G-42508-10	STEERING FRICTION ASSY DIRECCION FRICCION COMP.		1	1	
2	90119-08M74	.BOLT, WITH WASHER .TORNILLO CON ARANDELA		2	2	
3	90201-08M01	.WASHER, PLATE .ARANDELA PLANA		2	2	
4	67G-42541-00	.PIPE 1 .TUBO 1		1	1	
5	67G-42546-00	.NUT .TUERCA		2	2	
6	63D-42527-00	.PLATE, FRICTION .PLACA DE FRICCION		1	1	
7	67G-42541-10	.PIPE 1 .TUBO 1		1	1	
8	682-43318-01	.COVER .CUBIERTA		1	1	
9	90185-10M14	.NUT, SELF-LOCKING .TUERCA AUTOBLOCANTE		1	1	
10	90201-10M76	.WASHER, PLATE .ARANDELA PLANA		1	1	
11	6X4-42526-00	.PLATE, FRICTION .PLACA DE FRICCION		1	1	
12	97095-08025	.BOLT .PERNO		2	2	
13	92995-08600	.WASHER .ARANDELA		2	2	
14	90185-08057	.NUT, SELF-LOCKING .TUERCA AUTOBLOCANTE		2	2	
15	67G-42561-00	.KNOB, STEERING LOCK .PERILLA		1	1	
16	67G-42562-00	.SHAFT, STEERING LOCK .EJE, CERRADURA DE DIRECCION		1	1	
17	63D-42528-00	.PLATE, FRICTION .PIEZA DE FRICCION		2	2	

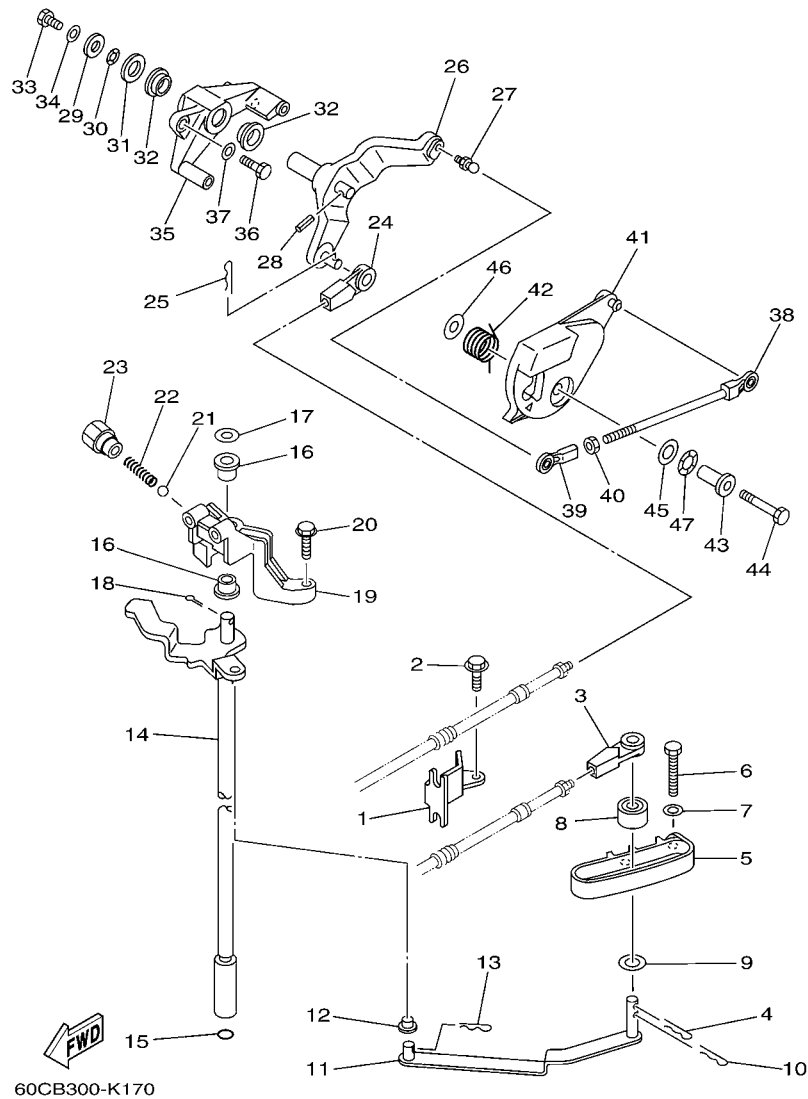


FIG. 24 CONTROL

CONTROL

REF. NO.	PART NO. CODIGO Nº	DESCRIPTION DESCRIPCION	ET	EHT	EHD	REMARKS OBSERVACIONES
1	67F-48538-00	CLAMP, CABLE 1 GRAMPA DE CABLE	1	1	1	
2	90109-06M86	BOLT PERNO	1	1	1	
3	663-48344-00	CABLE END, REMOTE CONTROL BASE CONTROL	1	1	1	
4	90468-18008	CLIP PRESILLA	1	1	1	
5	67F-44117-00-94	BRACKET SOPORTE	1	1	1	
6	97095-06040	BOLT PERNO	2	2	2	
7	92995-06600	WASHER ARANDELA	2	2	2	
8	688-44122-00	BUSHING, SHIFT ROD LEVER BUJE PALANCA VARILLA DE CAMBIO	1	1	1	
9	90202-07M07	WASHER, PLATE ARANDELA DE PLANA	1	1	1	
10	90468-18008	CLIP PRESILLA	1	1	1	
11	67F-44121-00	LEVER, SHIFT ROD PALANCA VARILLA CAMBIOS	1	1	1	
12	90386-06M12	BUSH BUJE	1	1	1	
13	90468-18008	CLIP PRESILLA	1	1	1	
14	60C-44120-10 60C-44120-30	HANDLE GEAR SHIFT ASSY MANIJA DE CAMBIO COMPL HANDLE GEAR SHIFT ASSY MANIJA DE CAMBIO COMPL	1 1	1 1	1 1	L(20.3") L(20.3") X(25.3") X(25.3")
15	93210-09165	O-RING ANILLO O	1	1	1	
16	90386-90M90	BUSH BUJE	2	2	2	
17	90201-09M02	WASHER, PLATE ARANDELA PLANA	1	1	1	
18	91490-20015	PIN. COTTER CHAVETA	1	1	1	
19	68V-44118-00-94	BRACKET SOPORTE	1	1	1	
20	97575-06525	BOLT, WITH WASHER PERNO CON ARANDELA	2	2	2	
21	93501-04M02	BALL BOLA	1	1	1	
22	90501-12082	SPRING, COMPRESSION RESORTE DE COMPRESION	1	1	1	
23	648-42715-00	BUSHING BUJE	1	1	1	
24	663-48344-00	CABLE END, REMOTE CONTROL BASE CONTROL	1	1	1	
25	90468-18008	CLIP PRESILLA	1	1	1	
26	67F-42154-00-94	LEVER, THROTTLE CONTROL PALANCA CONTROL ACELERADOR	1	1	1	

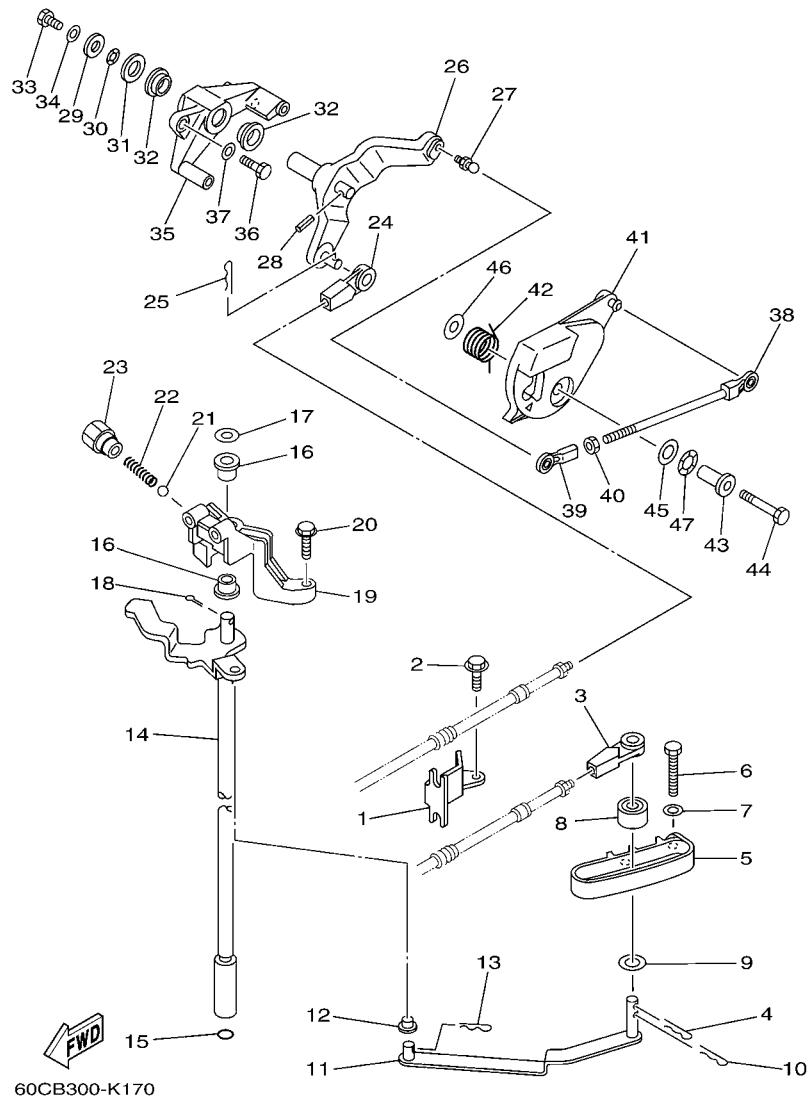
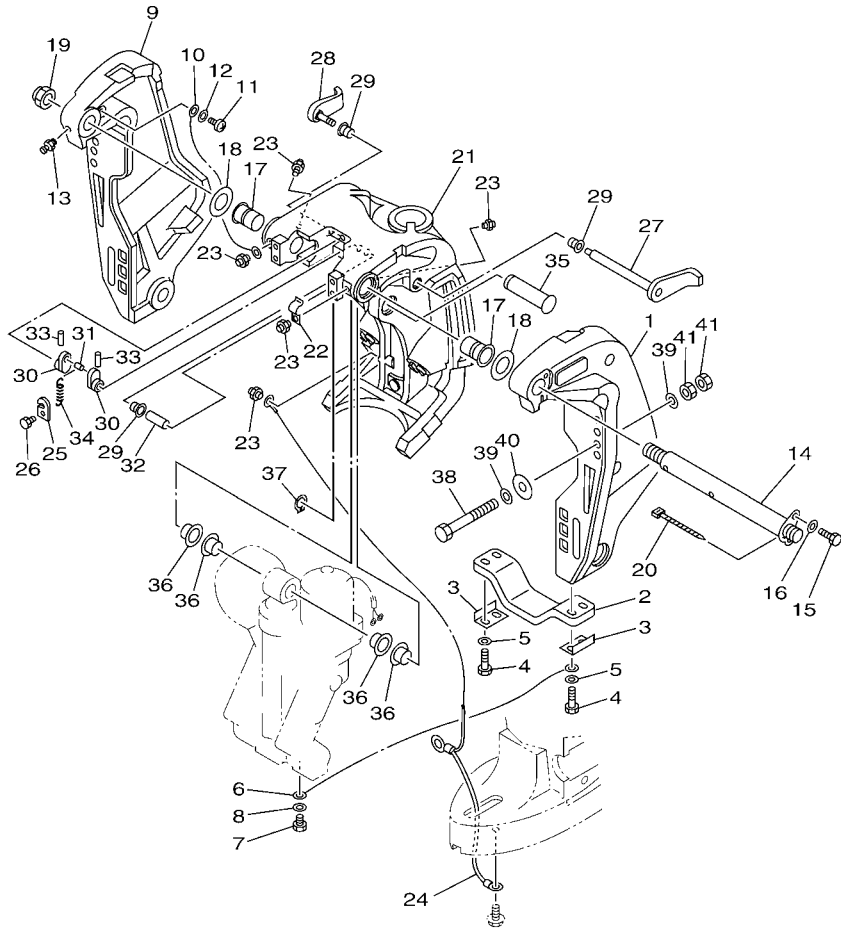


FIG. 24 CONTROL

CONTROL

REF. NO.	PART NO. CODIGO Nº	DESCRIPTION DESCRIPCION	ET	EHT	EHD	REMARKS OBSERVACIONES
27	663-85518-00	JOINT, BALL CONECTOR	1	1	1	
28	91690-30018	PIN, SPRING PASADOR DE RESORTE	1	1	1	
29	90201-06068	WASHER, PLATE ARANDELA PLANA	1	1	1	
30	90206-12M00	WASHER, WAVE ARANDELA ONDULADA	1	1	1	
31	92990-12600	WASHER, PLATE ARANDELA PLANA	1	1	1	
32	90386-12069	BUSH BUJE	2	2	2	
33	97095-06012	BOLT PERNO	1	1	1	
34	92995-06600	WASHER ARANDELA	1	1	1	
35	67F-41661-00-94	BRACKET 1 SOPORTE 1	1	1	1	
36	97095-06025	BOLT PERNO	2	2	2	
37	92995-06600	WASHER ARANDELA	2	2	2	
38	67F-41237-00	JOINT, LINK CONECTOR	1	1	1	
39	682-41237-00	JOINT, LINK CONECTOR	1	1	1	
40	95380-05600	NUT TUERCA	1	1	1	
41	67F-41213-01	CAM, ACCEL. LEVA ACELERADOR	1	1	1	
42	67F-44135-00	SPRING RESORTE	1	1	1	
43	90387-06M82	COLLAR ESPACIADOR	1	1	1	
44	97095-06035	BOLT PERNO	1	1	1	
45	90201-10M02	WASHER, PLATE ARANDELA PLANA	1	1	1	
46	90201-06M31	WASHER, PLATE ARANDELA PLANA	1	1	1	
47	90206-10M04	WASHER, WAVE ARANDELA ONDULADA	1	1	1	

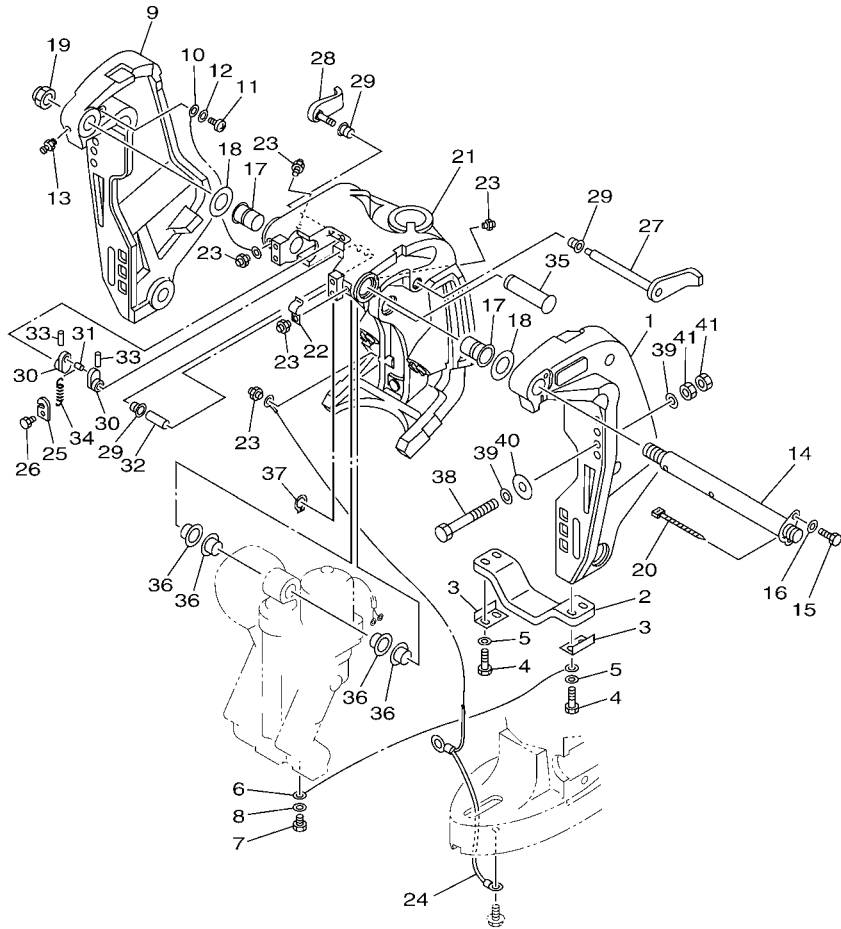


FWD  
60CE200-M250

FIG. 25 BRACKET 1

SOPORTE 1

REF. NO.	PART NO. CODIGO Nº	DESCRIPTION DESCRIPCION	ET	EHT	EHD	REMARKS OBSERVACIONES
1	68V-43111-01-8D	BRACKET, CLAMP 1 SOPORTE DE LA ABRAZADERA 1	1	1		
2	6G5-45251-02	ANODE CATODE	1	1		
3	6G5-44526-00	PLATE PLACA 1	2	2		
4	97095-06030	BOLT PERNO	4	4		
5	92995-06600	WASHER ARANDELA	4	4		
6	6E5-82148-00	WIRE, LEAD 4 CABLE CONDUCTOR 4	1	1		
7	97095-06010	BOLT PERNO	1	1		
8	92995-06600	WASHER ARANDELA	1	1		
9	68V-43112-01-8D	BRACKET, CLAMP 2 SOPORTE DE LA ABRAZADERA 2	1	1		
10	6E5-82148-00	WIRE, LEAD 4 CABLE CONDUCTOR 4	1	1		
11	97885-06012	SCREW, PAN HEAD TORNILLO A MUESCA	1	1		
12	92995-06600	WASHER ARANDELA	1	1		
13	93700-06M03	NIPPLE, GREASE BOQUILLA DE ENGRASAR	1	1		
14	64E-43131-01	BOLT, CLAMP BRACKET TORNILLO DE ABRAZADERA DEL SOP	1	1		
15	97095-08020	BOLT PERNO	1	1		
16	92995-08600	WASHER ARANDELA	1	1		
17	90386-25M31	BUSH BUJE	2	2		
18	90201-26M59	WASHER, PLATE ARANDELA PLANA	2	2		
19	90185-22M11	NUT, SELF-LOCKING TUERCA AUTOBLOCANTE	1	1		
20	90465-11M10	CLAMP BRIDA	1	1		
21	64E-43311-10-8D	BRACKET, SWIVEL 1 SOPORTE GIRATORIO 1	1			L(20.3") L(20.3")
	64E-43311-20-8D	BRACKET, SWIVEL 1 SOPORTE GIRATORIO 1	1	1		X(25.3") X(25.3")
22	90465-08M63	CLAMP BRIDA	1	1		
23	93700-06M03	NIPPLE, GREASE BOQUILLA DE ENGRASAR	5	5		
24	66K-82149-00	WIRE, LEAD 3 CABLE CONDUCTOR 3	1			L(20.3") L(20.3")
	68V-82149-30	WIRE, LEAD 3 CABLE CONDUCTOR 3	1	1		X(25.3") X(25.3")
25	66T-43144-00	HOOK, SPRING GANCHO	1	1		

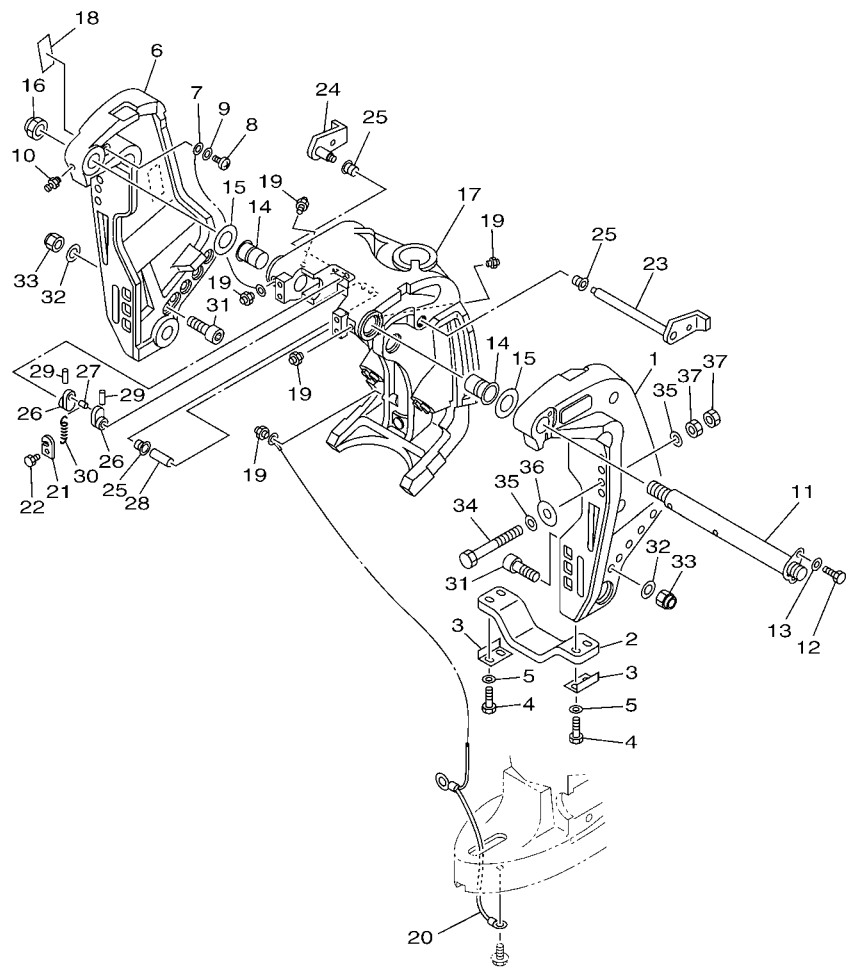


60CE200-M250

FIG. 25 BRACKET 1

SOPORTE 1

REF. NO.	PART NO. CODIGO N°	DESCRIPTION DESCRIPCION	ET	EHT	EHD	REMARKS OBSERVACIONES
26	97095-06010	BOLT PERNO	1	1		
27	6G5-43181-02	LEVER, TILT STOP 1 PALANCA TOPE INCLINACION 1	1	1		
28	6G5-43185-02	LEVER, TILT STOP 2 PALANCA TOPE INCLINACION 2	1	1		
29	90386-10M16	BUSH BUJE	3	3		
30	6G5-43148-00	COLLAR, DISTANCE COLLAR	2	2		
31	90249-06M19	PIN PASADOR	1	1		
32	90387-10M05	COLLAR ESPACIADOR	1	1		
33	91690-30020	PIN, SPRING PASADOR DE RESORTE	2	2		
34	90506-14M24	SPRING, TENSION RESORTE DE TENSION	1	1		
35	64E-43126-00	PIN, UPPER SHOCK MOUNT PASADOR DE AMORTIGUADOR SUPERI	1	1		
36	90386-22M98	BUSH BUJE	4	4		
37	93410-22M11	CIRCLIP SEGURO	1	1		
38	90101-12M05	BOLT (L:130MM) TORNILLO (L:130MM)	4	4		
39	90201-13M01	WASHER, PLATE ARANDELA PLANA	8	8		
40	90201-12426	WASHER, PLATE ARANDELA PLANA	4	4		
41	95380-12600	NUT TUERCA	8	8		



60CE200-M260

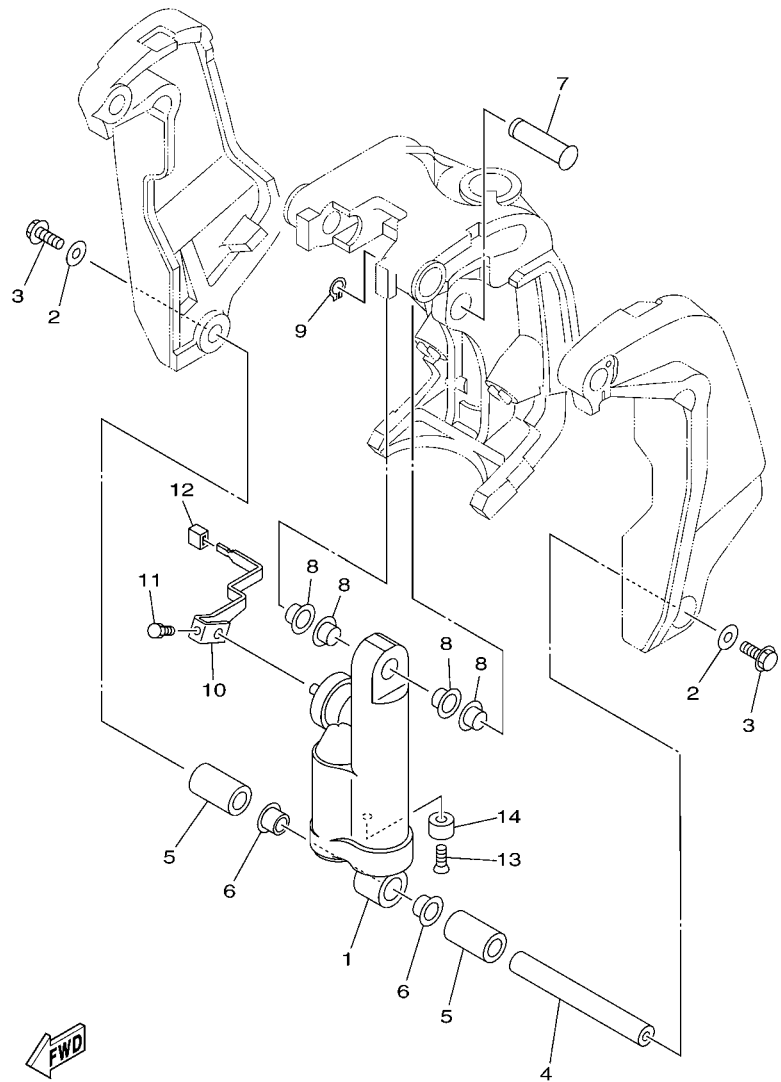
FIG. 26 BRACKET 2

SOPORTE 2

REF. NO.	PART NO. CODIGO Nº	DESCRIPTION DESCRIPCION	ET	EHT	EHD	REMARKS OBSERVACIONES
1	6BC-43111-00-8D	BRACKET, CLAMP 1 SOPORTE DE LA ABRAZADERA 1			1	
2	6G5-45251-02	ANODE CATODE			1	
3	6G5-44526-00	PLATE PLACA 1			2	
4	97095-06030	BOLT PERNO			4	
5	92995-06600	WASHER ARANDELA			4	
6	6BC-43112-00-8D	BRACKET, CLAMP 2 SOPORTE DE LA ABRAZADERA 2			1	
7	6E5-82148-00	WIRE, LEAD 4 CABLE CONDUCTOR 4			1	
8	97885-06012	SCREW, PAN HEAD TORNILLO A MUESCA			1	
9	92995-06600	WASHER ARANDELA			1	
10	93700-06M03	NIPPLE, GREASE BOQUILLA DE ENGRASAR			1	
11	64E-43131-01	BOLT, CLAMP BRACKET TORNILLO DE ABRAZADERA DEL SOP			1	
12	97095-08020	BOLT PERNO			1	
13	92995-08600	WASHER ARANDELA			1	
14	90386-25M31	BUSH BUJE			2	
15	90201-26M59	WASHER, PLATE ARANDELA PLANA			2	
16	90185-22M11	NUT, SELF-LOCKING TUERCA AUTOBLOCANTE			1	
17	6BC-43311-10-8D	BRACKET, SWIVEL 1 SOPORTE GIRATORIO 1			1	X(25.3") X(25.3")
18	63D-43691-00	INDICATOR, TILT INDICADOR			1	
19	93700-06M03	NIPPLE, GREASE BOQUILLA DE ENGRASAR			5	
20	68V-82149-30	WIRE, LEAD 3 CABLE CONDUCTOR 3			1	X(25.3") X(25.3")
21	66T-43144-00	HOOK, SPRING GANCHO			1	
22	97095-06010	BOLT PERNO			1	
23	6BC-43181-00	LEVER, TILT STOP 1 PALANCA TOPE INCLINACION 1			1	
24	6BC-43185-00	LEVER, TILT STOP 2 PALANCA TOPE INCLINACION 2			1	
25	90386-10M16	BUSH BUJE			3	
26	6G5-43148-00	COLLAR, DISTANCE COLLAR			2	
27	90249-06M19	PIN PASADOR			1	





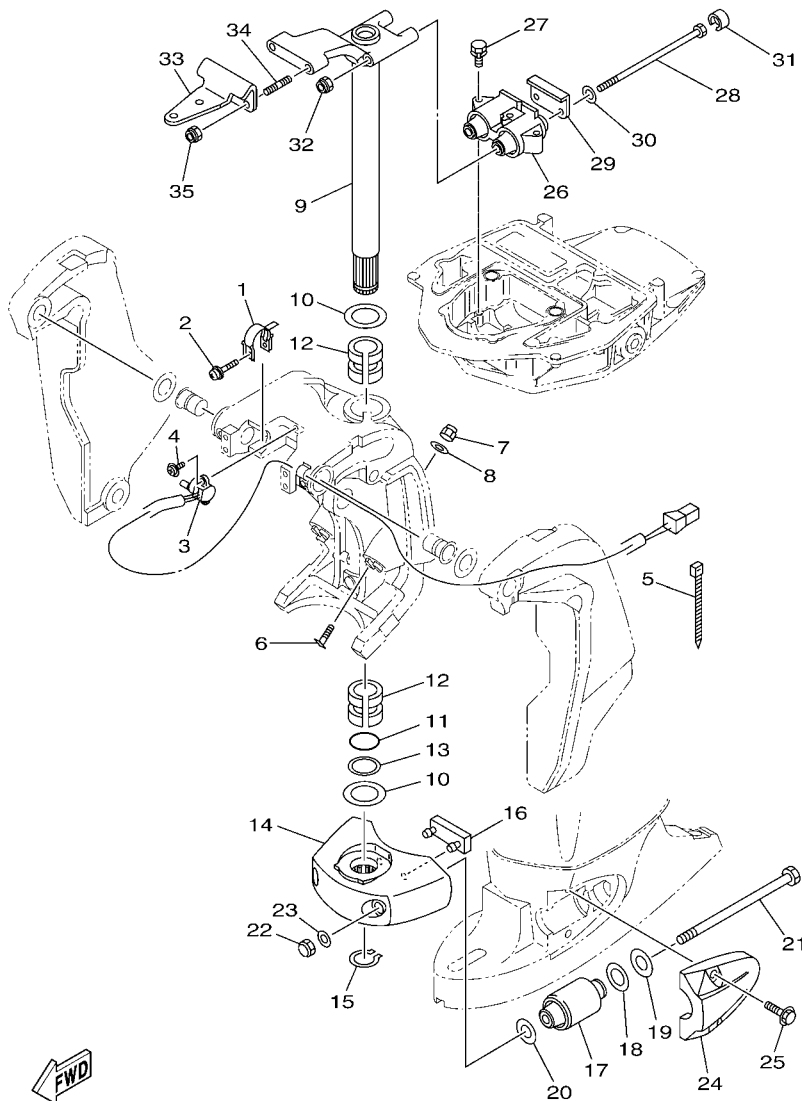


60C9200-H250

FIG. 27 BRACKET 3

SOPORTE 3

REF. NO.	PART NO. CODIGO Nº	DESCRIPTION DESCRIPCION	ET	EHT	EHD	REMARKS OBSERVACIONES
1	6BC-43107-01-8D	SHOCK ABSORBER SUB-ASSY AMORTIGUADOR COMPL			1	
2	90201-10060	WASHER, PLATE ARANDELA PLANA			2	
3	97575-10530	BOLT, WITH WASHER PERNO CON ARANDELA			2	
4	6BC-43818-00	PIN, LOWER SHOCK MOUNT PASADOR AMORTIGUADOR INFERIOR			1	
5	90387-22018	COLLAR ESPACIADOR			2	
6	90386-22M98	BUSH BUJE			2	
7	64E-43126-00	PIN, UPPER SHOCK MOUNT PASADOR DE AMORTIGUADOR SUPERI			1	
8	90386-22M98	BUSH BUJE			4	
9	93410-22M11	CIRCLIP SEGURO			1	
10	6BC-43631-00	LEVER, TILT PALANCA DE INCLINACION			1	
11	90101-06057	BOLT TORNILLO			1	
12	6G1-43318-01	COVER CUBIERTA			1	
13	90152-06M01	SCREW, COUNTERSUNK TORNILLO EMBUTIDO			1	
14	663-45251-00	ANODE CATODE			1	



68VC100-L210

FIG. 28 BRACKET 4

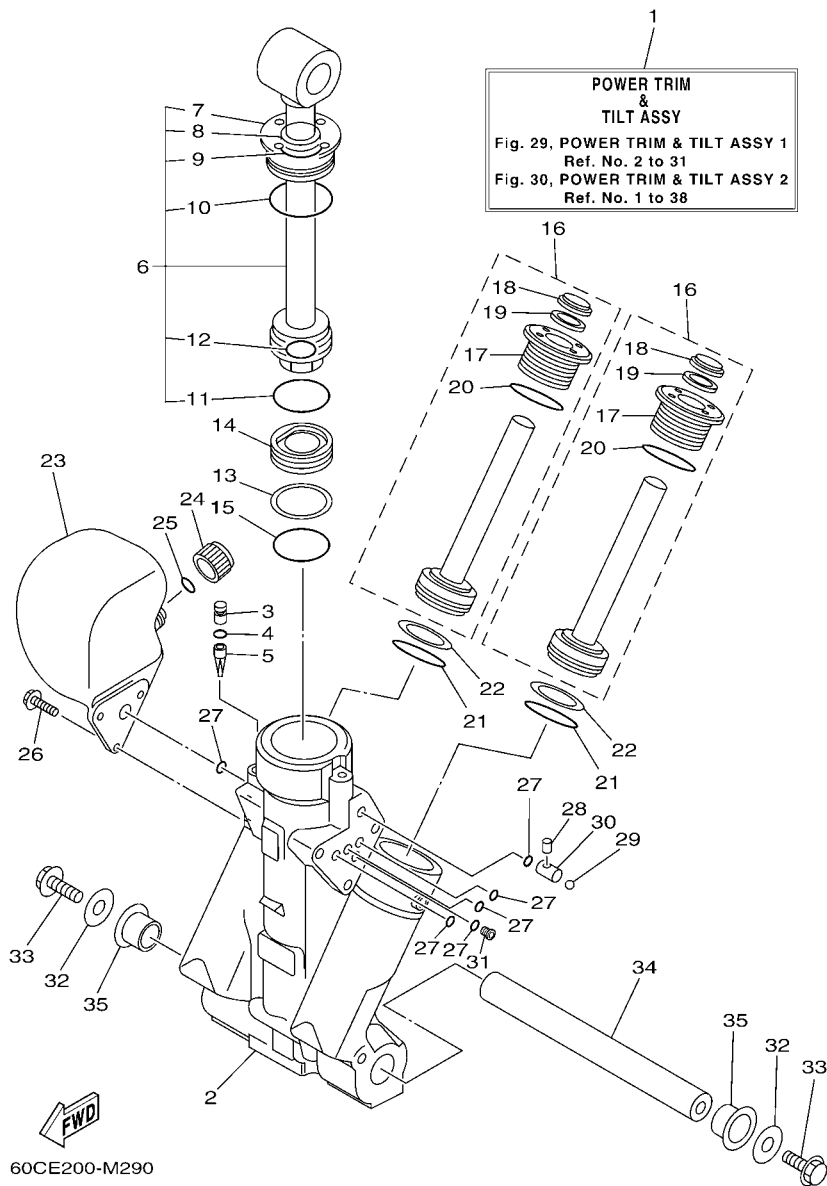
SOPORTE 4

REF. NO.	PART NO. CODIGO Nº	DESCRIPTION DESCRIPCION	ET	EHT	EHD	REMARKS OBSERVACIONES
1	64E-43139-10	CAM, TRIM SENDER LEVA TRANSMISOR DE INCLINDOR	1	1		
2	90159-05059	SCREW, WITH WASHER TORNILLO CON VALONA	1	1		
3	67H-83672-01	TRIM SENDER TRANSMISOR DE INCLINADOR	1	1		
4	97985-06216	SCREW, WITH WASHER TORNILLO, CON ARANDELA	2	2		
5	90465-11M10	CLAMP BRIDA	3	3		
6	63P-43376-00	BOLT, THRUST RECEIVER TORNILLO RECEPTOR	2	2		
7	95780-10300	NUT, FLANGE TUERCA	2	2		
8	92995-10600	WASHER ARANDELA	2	2		
9	68V-42510-11-8D 68V-42510-31-8D	STEERING BRACKET ASSY SOPORTE DIRECCION COMPL. STEERING BRACKET ASSY SOPORTE DIRECCION COMPL.	1 1	1 1	1	L(20.3") L(20.3") X(25.3") X(25.3")
10	90201-38M60	WASHER, PLATE ARANDELA PLANA	2	2	2	
11	93210-37MH7	O-RING ANILLO O	1	1	1	
12	90386-38M32	BUSH BUJE	2	2	2	
13	90202-40M47	WASHER, PLATE ARANDELA DE PLANA	1	1	1	
14	68V-44551-00-8D	HOUSING, LOWER MOUNT RUBBER 1 CAJA AMORTIGUADOR INFERIOR HU	1	1	1	
15	93410-37M04	CIRCLIP SEGURO	1	1	1	
16	61A-44575-00	DAMPER, LOWER MOUNT RUBBER AMORTIGUADOR INFERIOR	1	1	1	
17	61A-44555-01-94	MOUNT DAMPER, LOWER SIDE AMORTIGUADOR DE HULE LADO INFE	2	2	2	
18	90202-32M19	WASHER, PLATE ARANDELA DE PLANA	2	2	2	
19	90201-16M55	WASHER, PLATE ARANDELA PLANA	2	2	2	
20	90201-15M58	WASHER, PLATE ARANDELA PLANA	2	2	2	
21	90109-14007	BOLT PERNO	2	2	2	
22	95380-14600	NUT TUERCA	2	2	2	
23	92995-14600	WASHER ARANDELA	2	2	2	
24	68V-44553-00-8D	COVER, LOWER MOUNT CUBIERTA, AMORTIGUADOR INFERIOR	2	2	2	
25	97575-10540	BOLT, WITH WASHER PERNO CON ARANDELA	4	4	4	
26	67F-44514-01	MOUNT DAMPER, UPPER SIDE AMORTIGUADOR LADO SUPERIOR	1	1	1	



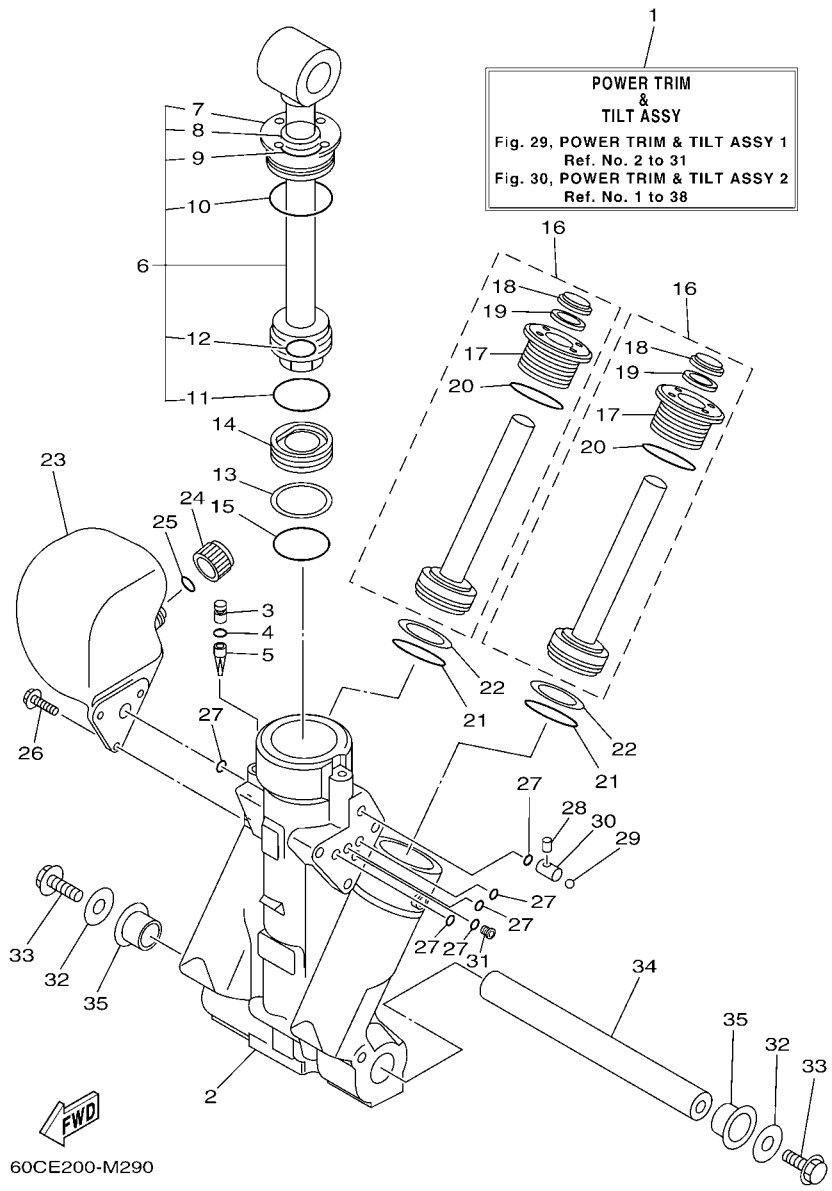
FIG. 29 POWER TRIM & TILT ASSY 1

COMPONER Y PODER VARILLA 1



60CE200-M290

REF. NO.	PART NO. CODIGO Nº	DESCRIPTION DESCRIPCION	ET	EHT	EHD	REMARKS OBSERVACIONES
1	68V-43800-07	POWER TRIM & TILT ASSY ELEVADOR HIDRAULICO COMPL.	1	1		
2	64E-43825-03	HOUSING, TRIM & TILT CAJA INCLINACION Y ADRNO	1	1		
3	6AW-4388J-00	PLUG 2 TAPON 2	1	1		
4	93210-10M74	O-RING ANILLO O	1	1		
5	64E-43817-00	FILTER 2 FIELTRO 2	1	1		
6	64E-43810-02	TILT PISTON SUB ASSY ELEVADOR SUB-PISTON COMPL.	1	1		
7	64E-43811-02	.SCREW, CYLINDER END .TORNILLO CILINDRO EXTREMO	1	1		
8	64E-43898-00	.SEAL, DUST 2 .SELLO ANTIPOLVO	1	1		
9	64E-43867-00	.O-RING .ANILLO EN O 7	1	1		
10	64E-43866-00	.O-RING .ANILLO EN O 6	1	1		
11	6E5-43862-00	.O-RING .ANILLO EN O 2	1	1		
12	64E-43883-00	.O-RING .ANILLO EN O 10	1	1		
13	6E5-43872-00	RING, BACK UP ANILLO	1	1		
14	6E5-43814-02	PISTON, FREE PISTON LIBRE	1	1		
15	6E5-43862-00	O-RING ANILLO EN O 2	1	1		
16	64E-43820-03	TRIM PISTON SUB ASSY ELEVADOR PISTON COMPL.	2	2		
17	64E-43821-03	.SCREW, TRIM CYLINDER END .TORNILLO CILINDURO EXTREMO	1	1		
18	64E-43822-00	.SEAL, TRIM DUST .SELLO DE POLVO	1	1		
19	64E-4384J-00	.SEAL, TRIM DOWN .SELLO	1	1		
20	6G5-43864-00	.O-RING .ANILLO EN O 4	1	1		
21	6E5-43864-00	O-RING ANILLO EN O 4	2	2		
22	6E5-43874-01	RING, BACK UP ANILLO	2	2		
23	64E-43828-01	BODY, RESERVOIR CUERPO DEPOSITO	1	1		
24	64E-43829-01	PLUG, RESERVOIR TAPON DEPOSITO	1	1		
25	64E-43897-00	O-RING ANILLO EN O	1	1		
26	64E-4388E-01	BOLT ,SCREW (L:14MM) PERNO (L:14MM)	3	3		
27	64E-43869-00	O-RING ANILLO EN O 9	6	6		

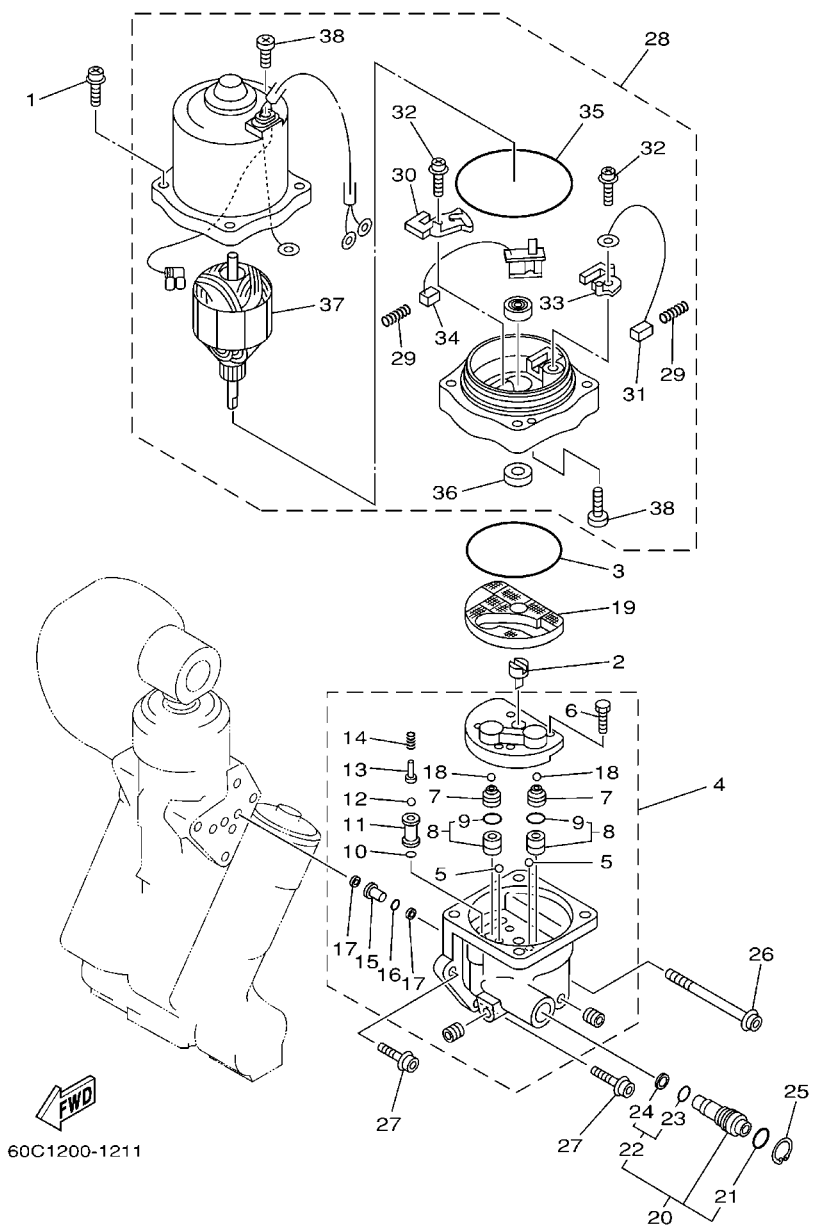


**FIG. 29 POWER TRIM & TILT ASSY 1      COMPONER Y PODER VARILLA 1**

REF. NO.	PART NO. CODIGO Nº	DESCRIPTION DESCRIPCION	ET	EHT	EHD	REMARKS OBSERVACIONES
28	64E-4381G-00	PIN PASADOR 1	1	1		
29	6E5-43858-00	BALL ESFERA	1	1		
30	64E-4382G-00	VALVE, SEAT JUEGO ASIENTO VALVULA	1	1		
31	64E-4384N-00	PLUG, ORIFICE TAPON DE ORIFICIO	1	1		
32	90201-10060	WASHER, PLATE ARANDELA PLANA	2	2		
33	97575-10530	BOLT, WITH WASHER PERNO CON ARANDELA	2	2		
34	6BC-43818-00	PIN, LOWER SHOCK MOUNT PASADOR AMORTIGUADOR INFERIOR	1	1		
35	90386-22M98	BUSH BUJE	2	2		

FIG. 30 POWER TRIM & TILT ASSY 2

COMPONER Y PODER VARILLA 2



60C1200-1211

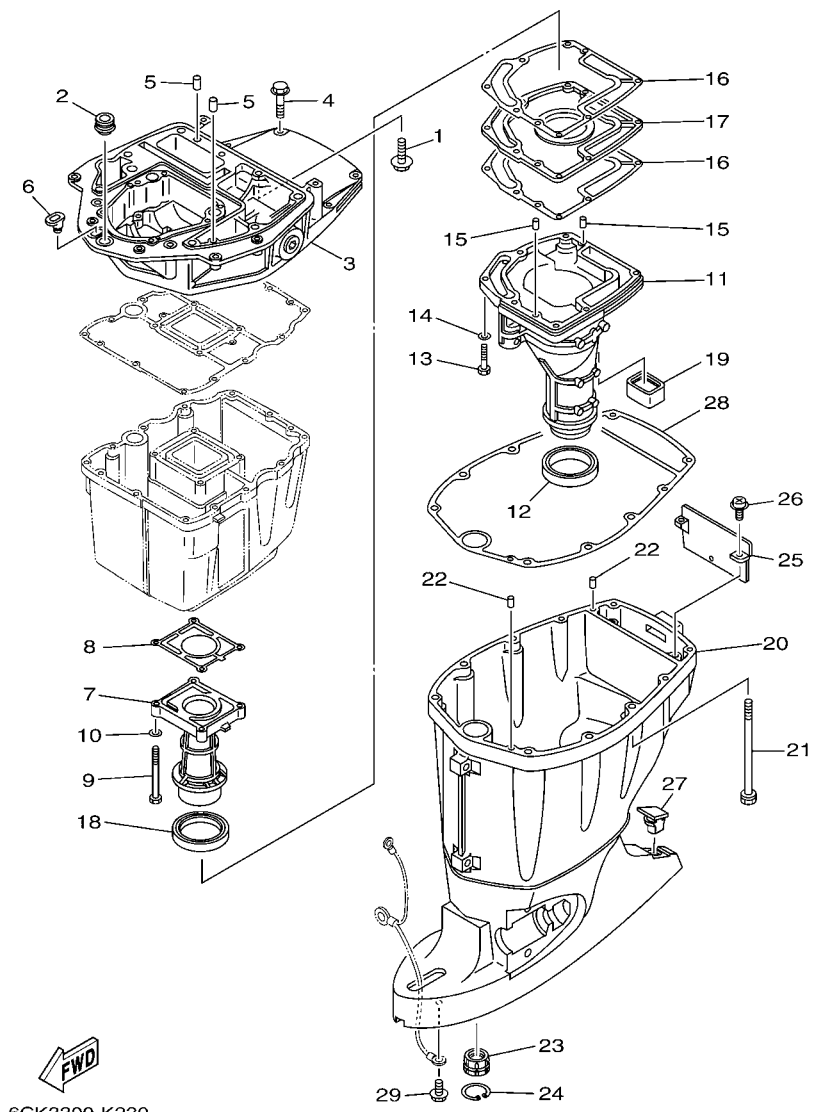
REF. NO.	PART NO. CODIGO Nº	DESCRIPTION DESCRIPCION	ET	EHT	EHD	REMARKS OBSERVACIONES
1	64E-4388E-11	BOLT ,SCREW (L:34.7MM) PERNO (L:34.7MM)	4	4		
2	64E-43831-00	CONNECTOR, SHAFT CONEXION EJE	1	1		
3	64E-43868-00	O-RING ANILLO EN O 8	1	1		
4	68V-43830-01	GEAR PUMP ASSY ENGRANAJE BOMBA COMPL.	1	1		
5	72X-43858-00	.BALL .ESFERA	2	2		
6	64E-43843-00	.SCREW, VALVE LOCK .TORNILLO	4	4		
7	6AW-43841-00	.PISTON, SHUTTLE .PISTON	2	2		
8	64E-43802-00	.VALVE SUB ASSY .VALVULA PRINCIPAL COMPL.	2	2		
9	6E5-43896-00	..O-RING ..ANILLO EN O	1	1		
10	6G5-43863-00	.O-RING .ANILLO EN O 3	1	1		
11	66Y-43851-00	.SEAT, RELIEF VALVE .ASIENTO VALVULA DE DESCARGA	1	1		
12	64E-43858-00	.BALL .ESFERA	1	1		
13	64E-43859-00	.PIN, VALVE SUPPORT .PASADOR VALVULA SOPORTE	1	1		
14	68V-43855-00	.SPRING, UP RELIEF .RESORTE SEGURIDAD SUPERIOR	1	1		
15	64E-43850-00	.VALVE SUB ASSY .VALVULA COMPL.	1	1		
16	64E-43865-00	.O-RING .ANILLO EN O 5	1	1		
17	64E-43816-00	.FILTER 1 .FIELTRO 1	2	2		
18	6AW-43858-00	.BALL .ESFERA	2	2		
19	64E-43817-11	FILTER 2 FIELTRO 2	1	1		
20	64E-43860-01	MANUAL VALVE SUB-ASSY VALVULA SUB-COMPL.	1	1		
21	72X-85075-L0	.O-RING .ANILLO EN O 5	1	1		
22	64E-43827-00	.RING SET .ESFERA	1	1		
23	64E-4387A-00	..O-RING ..ANILLO O	1	1		
24	64E-43873-00	..RING, BACK UP ..ANILLO	1	1		
25	6AW-43875-00	RING, SNAP ANILLO	1	1		
26	64E-43879-11	SCREW, WITH WASHER TORNILLO CON RONDANA	1	1		
27	64E-43879-01	SCREW, WITH WASHER TORNILLO CON RONDANA	2	2		





FIG. 31 UPPER CASING

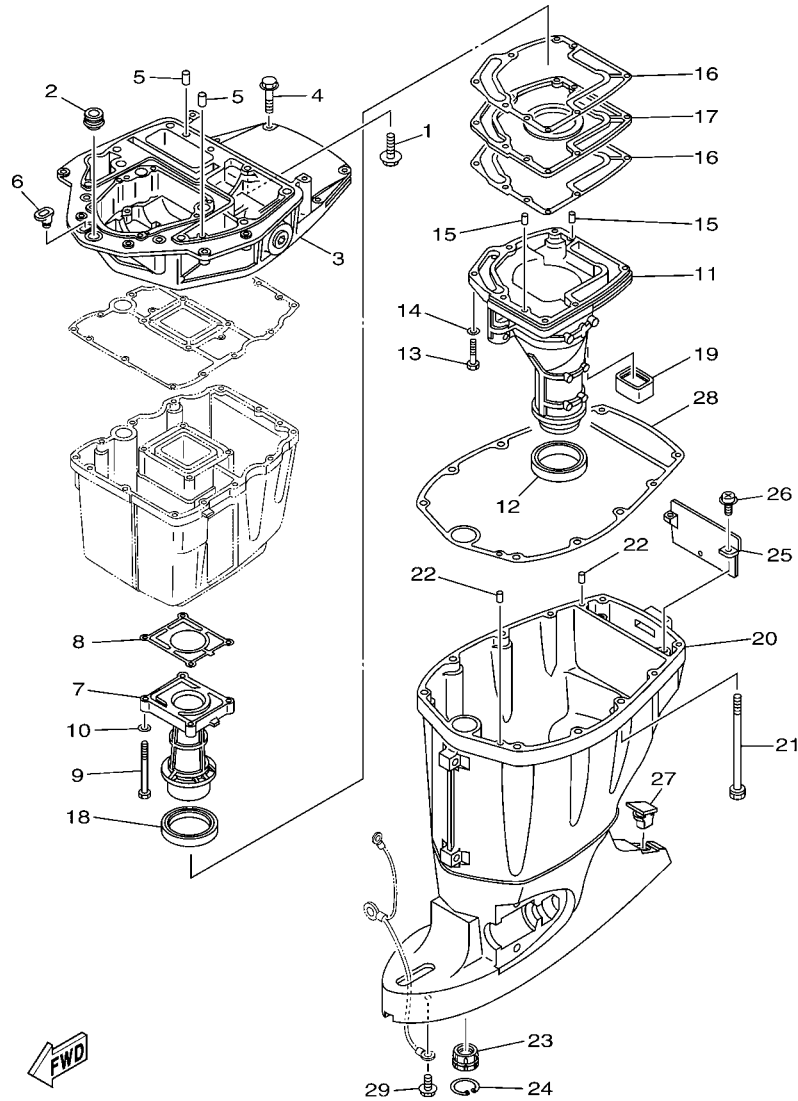
FUNDA SUPERIOR



6CK3300-K230

REF. NO.	PART NO. CODIGO Nº	DESCRIPTION DESCRIPCION	ET	EHT	EHD	REMARKS OBSERVACIONES
1	90119-08M58	BOLT, WITH WASHER TORNILLO CON ARANDELA	2	2	2	
2	67F-42724-00	GROMMET TAPON	1	1	1	
3	67F-41137-02-CA	GUIDE, EXHAUST GUIA DE ESCAPE	1	1	1	
4	97575-08540	BOLT, WITH WASHER PERNO CON ARANDELA	4	4	4	
5	93608-16M16	PIN, DOWEL PASADOR DE CLAVIJA	2	2	2	
6	6G1-42727-00	GROMMET TAPON	1	1	1	
7	60C-41131-01-9S	MANIFOLD, EXT. 1 TUBO MULTIPLE DE ESCAPE	1	1	1	
8	67F-41133-A1	GASKET, EXHAUST MANIFOLD 1 EMPAQUE ESCAPE MULTIPLE	1	1	1	
9	97075-06070	BOLT PERNO	4	4	4	
10	92995-06600	WASHER ARANDELA	4	4	4	
11	60C-14711-10-9S	MUFFLER 1 SILENCIADOR 1	1			L(20.3") L(20.3")
	60C-14711-30-9S	MUFFLER 1 SILENCIADOR 1	1	1	1	X(25.3") X(25.3")
12	68V-45123-00	GASKET, MUFFLER EMPAQUE SILENCIADOR	1	1	1	
13	97075-06030	BOLT PERNO	7	7	7	
14	92995-06600	WASHER ARANDELA	7	7	7	
15	93606-19M23	PIN, DOWEL PASADOR DE CLAVIJA	2	2	2	
16	67F-41134-A0	GASKET, EXHAUST MANIFOLD EMPAQUE	2	2	2	
17	67F-45181-00-CA	PLATE PLACA	1	1	1	
18	67F-41138-00	SEAL, EXT. 1 SELLO, ESCAPE 1	1	1	1	
19	67F-45127-00	SEAL SELLO DE GOMA	1	1	1	
20	68V-45111-11-8D	CASING, UPPER CAJA SUPERIOR	1			L(20.3") L(20.3")
	68V-45111-31-8D	CASING, UPPER CAJA SUPERIOR	1	1	1	X(25.3") X(25.3")
21	90119-10M08	BOLT, WITH WASHER TORNILLO CON ARANDELA	6	6	6	
22	93608-16M16	PIN, DOWEL PASADOR DE CLAVIJA	2	2	2	
23	6E5-45318-00	BUSHING, DRIVE SHAFT BUJE, EJE DE MANDO	1	1	1	
24	93420-36M01	CIRCLIP SEGURO	1	1	1	
25	67F-45151-00	COVER, UPPER CASING CUBIERTA FUNDA SUPERIOR	1	1	1	

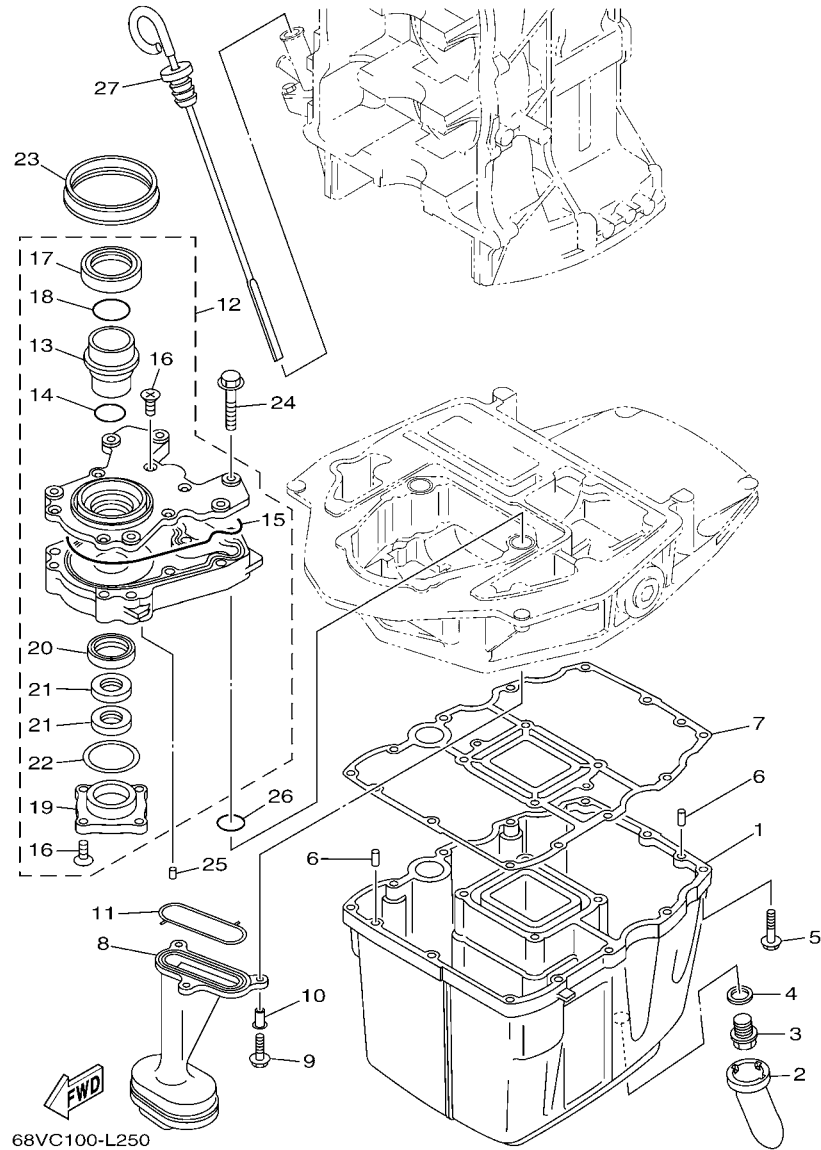
  
 6CK3300-K230



**FIG. 31 UPPER CASING**

**FUNDA SUPERIOR**

REF. NO.	PART NO. CODIGO N°	DESCRIPTION DESCRIPCION	ET	EHT	EHD	REMARKS OBSERVACIONES
26	97980-06216	SCREW, WITH WASHER TORNILLO, CON ARANDELA	2	2	2	
27	6C5-45155-00	CAP TAPA	1	1	1	
28	67F-45113-00	GASKET, UPPER CASING EMPAQUE	1	1	1	
29	95895-06010	BOLT, FLANGE TORNILLO DE REBORDE	1	1	1	
<hr/>						
<hr/>						
<hr/>						
<hr/>						
<hr/>						
<hr/>						
<hr/>						
<hr/>						
<hr/>						
<hr/>						
<hr/>						

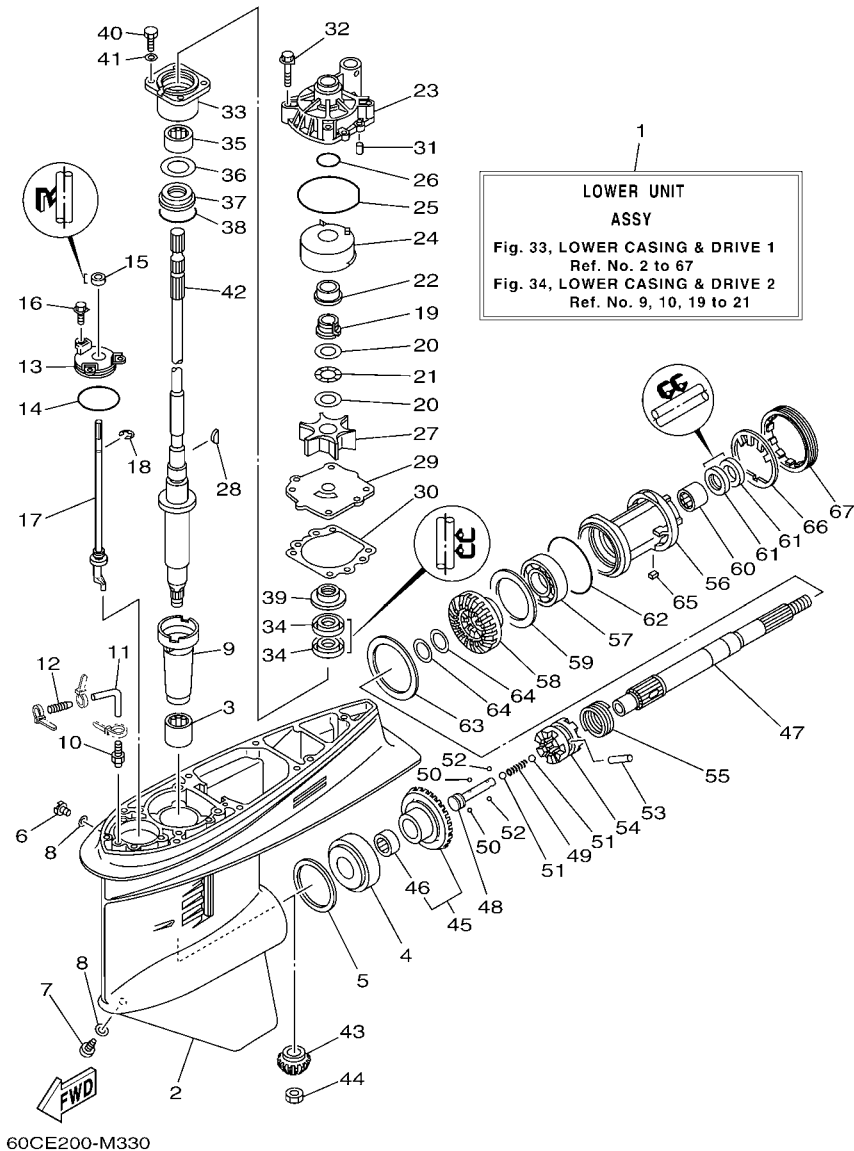


68VC100-L250

FIG. 32 OIL PAN

OIL PAN

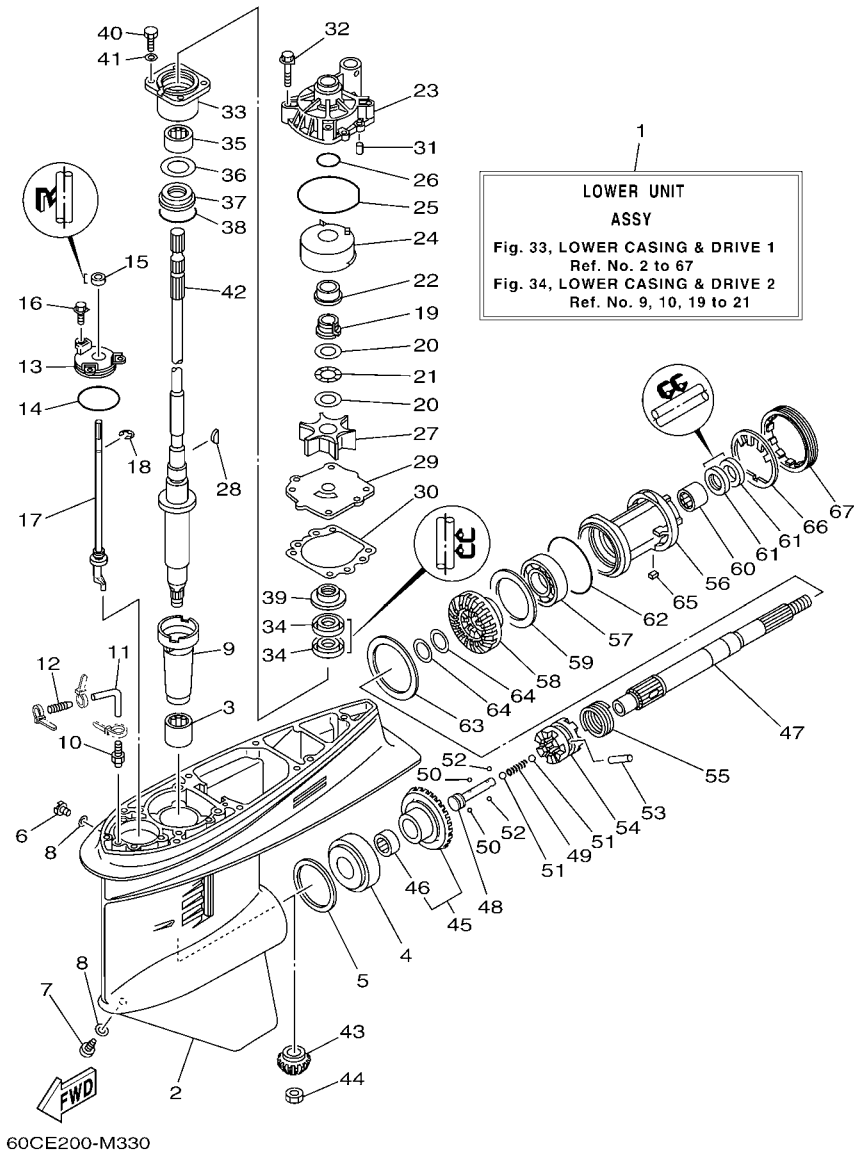
REF. NO.	PART NO. CODIGO Nº	DESCRIPTION DESCRIPCION	ET	EHT	EHD	REMARKS OBSERVACIONES
1	68V-15311-00-CA	OIL PAN BANDEJA DE ACEITE	1	1	1	
2	63P-15316-00	DAMPER 1 AMORTIGUADOR 1	1	1	1	
3	90340-14M06	PLUG, STRAIGHT SCREW TORNILLO, DE DRENAJE	1	1	1	
4	90430-14M09	GASKET JUNTA	1	1	1	
5	97575-06525	BOLT, WITH WASHER PERNO CON ARANDELA	12	12	12	
6	93606-12019	PIN, DOWEL PASADOR DE CLAVIJA	2	2	2	
7	68V-15312-00	GASKET, OIL PAN EMPAQ BANDEJA DE ACEITE	1	1	1	
8	67F-13411-00	STRAINER, OIL FILTRO DE ACEITE	1	1	1	
9	95812-06025	BOLT, FLANGE TORNILLO DE REBORDE	3	3	3	
10	90387-06263	COLLAR ESPACIADOR	3	3	3	
11	67F-13415-00	SEAL, OIL STRAINER SELLO COLADOR ACEITE	1	1	1	
12	67F-13300-10	OIL PUMP ASSY BOMBA DE ACEITE COMPLETA	1	1	1	
13	67F-13314-02	.SHAFT, PUMP .EJE DE BOMBA	1	1	1	
14	67F-13473-01	.O-RING .ANILLO O	1	1	1	
15	67F-13329-00	.GASKET, PUMP COVER .EMPAQUE TAPA DE BOMBA	1	1	1	
16	67F-13495-00	.SCREW .TORNILLO	10	10	10	
17	67F-13119-01	.OIL SEAL .SELLO ACEITE	1	1	1	
18	67F-13769-00	.O-RING .ANILLO O	1	1	1	
19	67F-13914-00	.HOUSING, PUMP .CAJA DE BOMBA	1	1	1	
20	67F-13631-03	.OIL SEAL .SELLO ACEITE	1	1	1	
21	67F-13149-00	.OIL SEAL .SELLO ACEITE	2	2	2	
22	67F-13339-00	.GASKET, PUMP COVER .EMPAQUETADURA, CUBIERTA BOMBA	1	1	1	
23	67F-13338-00	SEAL SELLO	1	1	1	
24	97595-06545	BOLT, WITH WASHER PERNO CON ARANDELA	6	6	6	
25	93604-12M07	PIN, DOWEL PASADOR DE CLAVIJA	2	2	2	
26	93210-19MJ1	O-RING ANILLO O	2	2	2	
27	6D8-15362-00	PLUG, OIL LEVEL TAPON DEL NIVEL DE ACEITE	1	1	1	



60CE200-M330

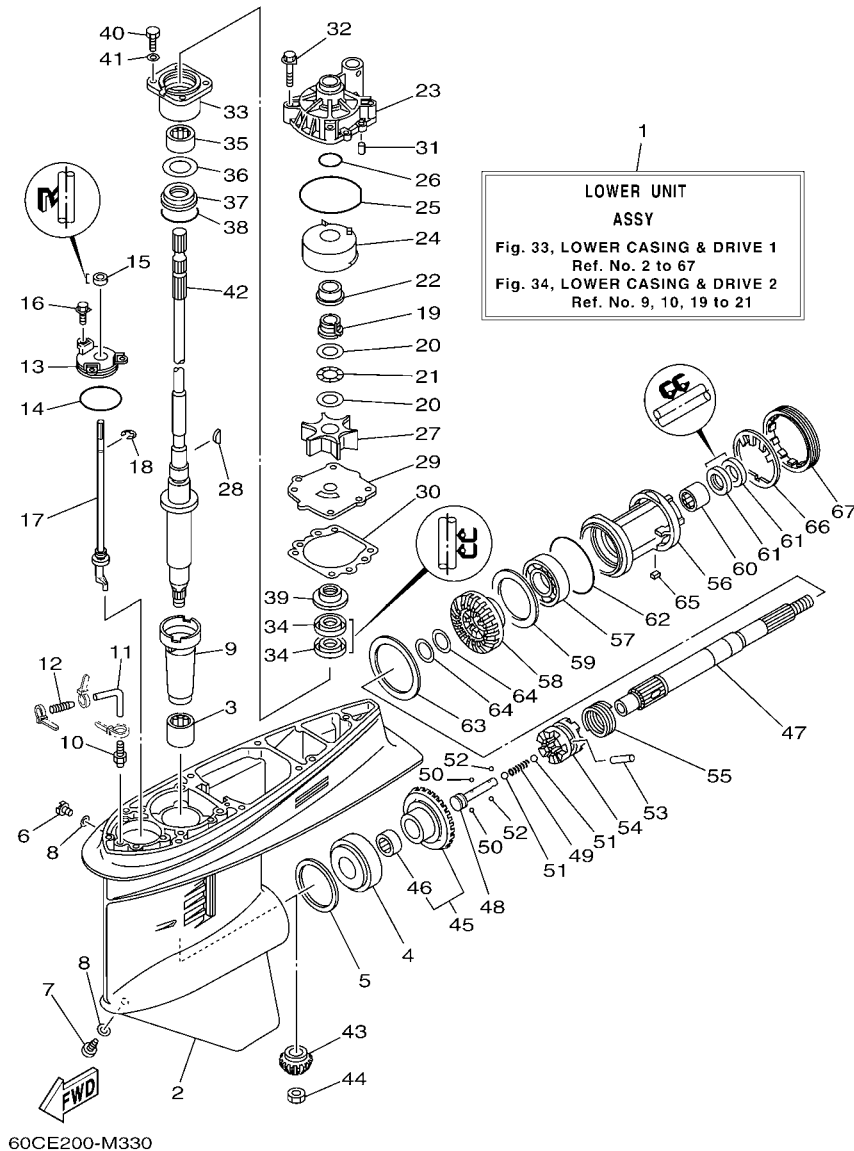
FIG. 33 LOWER CASING & DRIVE 1 IMPULSOR E INFERIOR 1

REF. NO.	PART NO. CODIGO Nº	DESCRIPTION DESCRIPCION	ET	EHT	EHD	REMARKS OBSERVACIONES
1	60C-45300-12-8D	LOWER UNIT ASSY CONJUNTO UNIDAD INFERIOR	1			L(20.3") L(20.3")
	60C-45300-32-8D	LOWER UNIT ASSY CONJUNTO UNIDAD INFERIOR	1	1	1	X(25.3") X(25.3")
2	6E5-45301-07-8D	CASING, LOWER FUNDA INFERIOR COMPLETA	1	1	1	
3	93315-628U9	BEARING COJINETE DE RODILLOS	1	1	1	
4	93332-000U7	BEARING COJINETE	1	1	1	
5	6E5-45567-01	SHIM (T:0.10MM) LAMINA(T:0.10MM)	1	1	1	UR
	6E5-45567-10	SHIM (T:0.12MM) LAINA (T:0.12MM)	1	1	1	UR
	6E5-45567-20	SHIM (T:0.15MM) LAINA (T:0.15MM)	1	1	1	UR
	6E5-45567-30	SHIM (T:0.18MM) LAINA (T:0.18MM)	1	1	1	UR
	6E5-45567-40	SHIM (T:0.30MM) LAINA (T:0.30MM)	1	1	1	UR
	6E5-45567-50	SHIM (T:0.40MM) LAINA (T:0.40MM)	1	1	1	UR
	6E5-45567-60	SHIM (T:0.50MM) LAINA (T:0.50MM)	1	1	1	UR
6	90340-08002	PLUG, STRAIGHT SCREW TORNILLO, DE DRENAJE	1	1	1	
7	688-45341-10	PLUG, DRAIN TAPON, DREN	1	1	1	
8	90430-08020	GASKET JUNTA	2	2	2	
9	6E5-45536-00	SLEEVE, DRIVE SHAFT CAMISA EJE DE MANDO	1	1	1	
10	6E5-45378-00	NIPPLE, HOSE NIPLE MANGUERA	1	1	1	
11	90445-07ME8	HOSE (L80) TUBO (L80)	1			L(20.3") L(20.3")
	90445-07ME9	HOSE (L120) TUBO (L120)	1	1	1	X(25.3") X(25.3")
12	6E5-83558-10	END, NIPPLE EXTREMO DE NIPLE	1	1	1	
13	6E5-45321-00	PLATE PLACA	1	1	1	
14	93210-58144	O-RING ANILLO O	1	1	1	
15	93106-09014	OIL SEAL SELLO ACEITE	1	1	1	
16	90119-06M10	BOLT, WITH WASHER TORNILLO CON ARANDELA	3	3	3	
17	6L6-44150-02	SHIFT CAM ASSY CONJUNTO EJE LEVA COMPL.	1	1	1	
18	99001-08600	CIRCLIP PRESILLA REDONDA	1	1	1	
19	61A-45538-00	SPACER 1 ESPACIADOR 1	1	1	1	



**FIG. 33 LOWER CASING & DRIVE 1 IMPULSOR E INFERIOR 1**

REF. NO.	PART NO. CODIGO Nº	DESCRIPTION DESCRIPCION	ET	EHT	EHD	REMARKS OBSERVACIONES
20	90201-22M01	WASHER, PLATE ARANDELA PLANA	2	2	2	
21	90206-22M19	WASHER, WAVE ARANDELA ONDULADA	1	1	1	
22	61A-45527-00	COLLAR, DRIVE SHAFT COLLAR EJE FLECHA DE PROPULSION	1	1	1	
23	61A-44311-01	HOUSING, WATER PUMP CAJA BOMBA DE AGUA	1	1	1	
24	6R3-44322-42	INSERT, CARTRIDGE CARTUCHO	1	1	1	FOR CHROMATE FOR CHROMATE
25	93210-86M38	O-RING ANILLO O	1	1	1	
26	93210-37160	O-RING ANILLO O	1	1	1	
27	6E5-44352-01	IMPELLER IMPULSOR	1	1	1	
28	90280-04M05	KEY, WOODRUFF CUNA WOODRUFF	1	1	1	
29	60C-44323-40	OUTER PLATE, CARTRIDGE PLACA EXTERIOR DEL CARTUCHO	1	1	1	FOR CHROMATE FOR CHROMATE
30	6E5-44315-A0	GASKET, WATER PUMP EMPAQUE	1	1	1	
31	93606-12019	PIN, DOWEL PASADOR DE CLAVIJA	2	2	2	
32	90119-08M14	BOLT, WITH WASHER TORNILLO CON ARANDELA	4	4	4	
33	6E5-45331-00-9S	HOUSING, BEARING CAJA DE COJINETE	1	1	1	
34	93101-28M16	OIL SEAL SELLO ACEITE	2	2	2	
35	93317-330U2	BEARING COJINETE	1	1	1	
36	6E5-45587-01	SHIM (T:0.10MM) LAINA (T:0.10MM)	1	1	1	UR
	6E5-45587-10	SHIM (T:0.12MM) LAINA (T:0.12MM)	1	1	1	UR
	6E5-45587-20	SHIM (T:0.15MM) LAINA (T:0.15MM)	1	1	1	UR
	6E5-45587-30	SHIM (T:0.18MM) LAINA (T:0.18MM)	1	1	1	UR
	6E5-45587-40	SHIM (T:0.30MM) LAINA (T:0.30MM)	1	1	1	UR
	6E5-45587-50	SHIM (T:0.40MM) LAINA (T:0.40MM)	1	1	1	UR
	6E5-45587-60	SHIM (T:0.50MM) LAINA (T:0.50MM)	1	1	1	UR
37	93341-930V2	BEARING COJINETES CON RODAMIENTOS	1	1	1	
38	93210-55M14	O-RING ANILLO O	1	1	1	
39	6E5-45344-00	COVER, OIL SEAL CUBIERTA SELLO ACEITE	1	1	1	
40	97095-08025	BOLT PERNO	4	4	4	



60CE200-M330

FIG. 33 LOWER CASING & DRIVE 1 IMPULSOR E INFERIOR 1

REF. NO.	PART NO. CODIGO Nº	DESCRIPTION DESCRIPCION	ET	EHT	EHD	REMARKS OBSERVACIONES
41	92995-08600	WASHER ARANDELA	4	4	4	
42	68V-45501-10	DRIVE SHAFT COMP. EJE DE MANDO COMPL.	1			L(20.3") L(20.3")
	68V-45501-30	DRIVE SHAFT COMP. EJE DE MANDO COMPL.	1	1	1	X(25.3") X(25.3")
43	68V-45551-00	PINION (13T) PINON (13T)	1	1	1	
44	90170-16M01	NUT TUERCA	1	1	1	
45	68V-45560-00	GEAR 1 (28T) ENGRANAJE 1 (28T)	1	1	1	
46	93315-425U7	.BEARING .COJINETE DE RODILLOS	1	1	1	
47	6E5-45611-01	SHAFT, PROPELLER EJE PROPUSOR	1	1	1	
48	6E5-45634-02	SLIDE, SHIFT DESILIZADOR, CAMBIO	1	1	1	
49	90501-16M37	SPRING, COMPRESSION RESORTE DE COMPRESION	1	1	1	
50	93507-32009	BALL ESFERA	2	2	2	
51	93511-32017	BALL ESFERA	2	2	2	
52	93503-16003	BALL ESFERA	2	2	2	
53	90250-08M07	PIN, STRAIGHT PASADOR CILINDRICO	1	1	1	
54	68V-45631-01	CLUTCH, DOG EMBRAGUE DE GARRA	1	1	1	
55	6E5-45633-01	RING, CROSS PIN ANILLO DE PASADOR	1	1	1	
56	6E5-45332-00-CA	HOUSING, BEARING CAJA BALERO 2	1	1	1	
57	93306-208U0	BEARING COJINETE	1	1	1	
58	68V-45571-00	GEAR 2 (28T) ENGRANAJE 2 (28T)	1	1	1	
59	6E5-45576-00	WASHER, THRUST 2 ARANDELA DE EMPUJE AXIAL 2	1	1	1	
60	93315-430U8	BEARING COJINETE DE RODILLOS	1	1	1	
61	93101-30M17	OIL SEAL SELLO ACEITE	2	2	2	
62	93210-86M39	O-RING ANILLO O	1	1	1	
63	6L6-45577-00	SHIM (T:0.10MM) LAINA (T:0.10MM)	1	1	1	UR
	6L6-45577-10	SHIM (T:0.12MM) LAINA (T:0.12MM)	1	1	1	UR
	6L6-45577-20	SHIM (T:0.15MM) LAINA (T:0.15MM)	1	1	1	UR
	6L6-45577-30	SHIM (T:0.18MM) LAINA (T:0.18MM)	1	1	1	UR

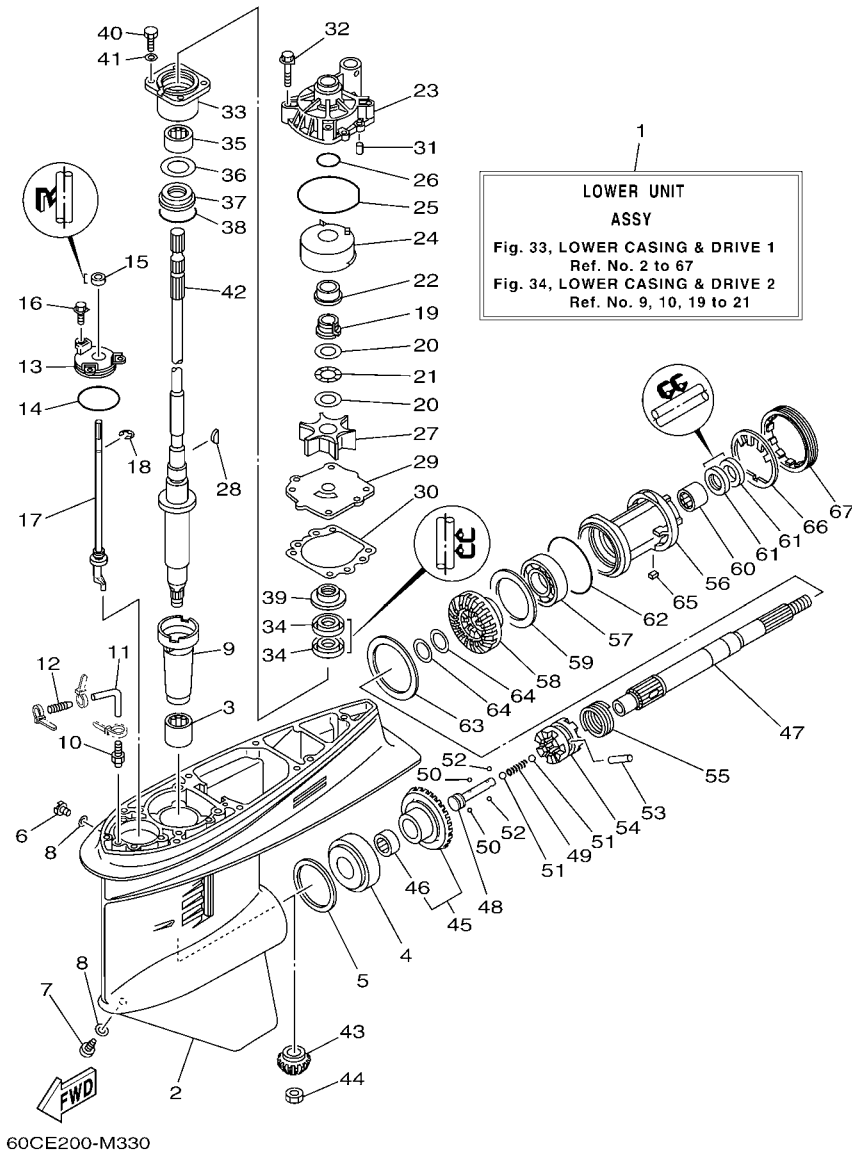
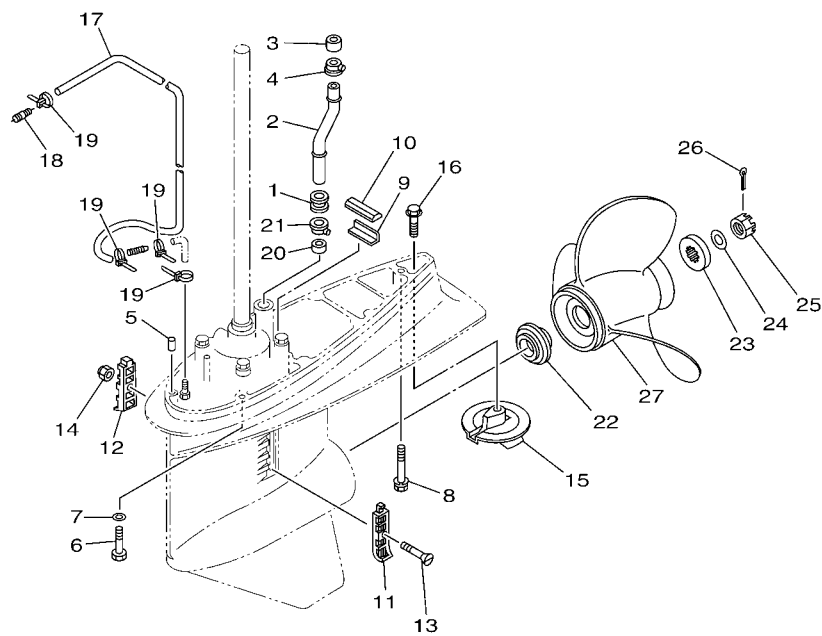


FIG. 33 LOWER CASING & DRIVE 1 IMPULSOR E INFERIOR 1

REF. NO.	PART NO. CODIGO N°	DESCRIPTION DESCRIPCION	ET	EHT	EHD	REMARKS OBSERVACIONES
63	6L6-45577-40	SHIM (T:0.30MM) LAINA (T:0.30MM)	1	1	1	UR UR
	6L6-45577-50	SHIM (T:0.40MM) LAINA (T:0.40MM)	1	1	1	UR UR
	6L6-45577-60	SHIM (T:0.50MM) LAINA (T:0.50MM)	1	1	1	UR UR
64	90201-30M92	WASHER, PLATE ARANDELA PLANA	2	2	2	
65	90282-04010	KEY, STRAIGHT CHAVETA, RECTA	1	1	1	
66	688-45383-02	WASHER, CLAW ARANDELA DE UNA	1	1	1	
67	688-45384-02	NUT TUERCA	1	1	1	

FIG. 34 LOWER CASING & DRIVE 2 IMPULSOR E INFERIOR 2

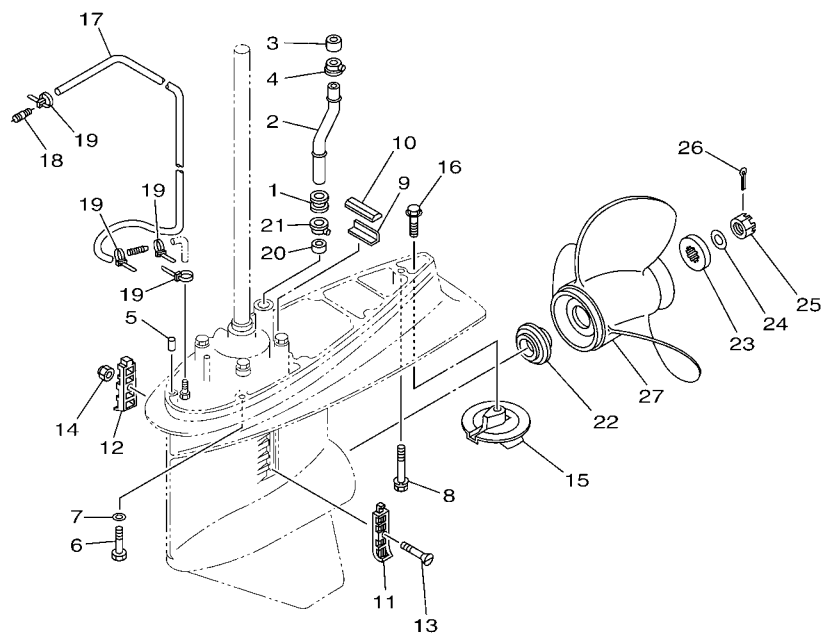


6S0A010-M300

REF. NO.	PART NO. CODIGO Nº	DESCRIPTION DESCRIPCION	ET	EHT	EHD	REMARKS OBSERVACIONES
1	6E5-44366-00	DAMPER, WATER SEAL 2 GOMA DEL SELLO DE AGUA 2	1	1	1	
2	6BC-44361-10	TUBE, WATER 1 TUBO DE AGUA 1	1			L(20.3") L(20.3")
	6BC-44361-30	TUBE, WATER 1 TUBO DE AGUA 1	1	1	1	X(25.3") X(25.3")
3	6E5-44365-00	DAMPER, WATER SEAL 1 HULE DE SELLO DE AGUA 1	1	1	1	
4	6E5-44312-00	COVER, WATER PUMP HOUSING CUBIERTA CAJA BOMBA DE AGUA	1	1	1	
5	93608-12M05	PIN, DOWEL PASADOR DE CLAVIJA	2	2	2	
6	97075-10045	BOLT PERNO	6	6	6	
7	92995-10600	WASHER ARANDELA	6	6	6	
8	90119-10M89	BOLT, WITH WASHER TORNILLO CON ARANDELA	1	1	1	
9	663-45376-00	GUIDE, SEAL DAMPER GUIA DE SELLO GOMA	1	1	1	
10	688-45375-00	DAMPER, SEAL GOMA DE SELLO	1	1	1	
11	688-45214-02	COVER, WATER INLET 1 CUBIERTA ENTRADA AGUA 1	1	1	1	
12	688-45215-02	COVER, WATER INLET 2 CUBIERTA ENTRADA AGUA 2	1	1	1	
13	90152-05M07	SCREW, COUNTERSUNK TORNILLO EMBUTIDO	1	1	1	
14	90185-05002	NUT, NYLON TUERCA AUTOBLOCANTE	1	1	1	
15	6E5-45371-01	TAB-TRIM QUILLA ESTABILIZADOR	1	1	1	
16	90105-10M00	BOLT, FLANGE TORNILLO	1	1	1	
17	90445-076K2	HOSE (L1550) MANGUERA (L1550)	1	1	1	
18	6E5-83558-00	END, NIPPLE EXTREMO DE NIPLE	1	1	1	
19	90465-11M10	CLAMP BRIDA	4	4	4	
20	6E5-44365-00	DAMPER, WATER SEAL 1 HULE DE SELLO DE AGUA 1	1	1	1	
21	6E5-44312-00	COVER, WATER PUMP HOUSING CUBIERTA CAJA BOMBA DE AGUA	1	1	1	
22	63P-45987-00	SPACER 1 ESPACIADOR 1	1	1	1	
23	688-45997-01	SPACER 2 ESPACIADOR 2	1	1	1	
24	92990-18200	WASHER ARANDELA PLANA	1	1	1	
25	90171-18M04	NUT, CASTLE TUERCA ENTALLADA	1	1	1	
26	91490-40030	PIN, COTTER CHAVETA	1	1	1	

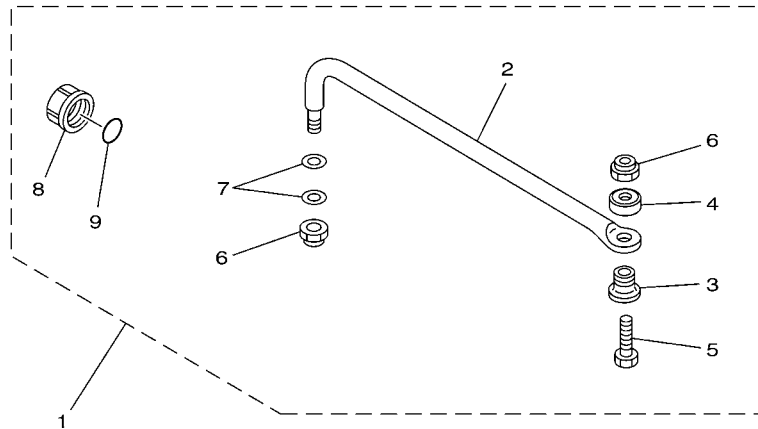


FIG. 34 LOWER CASING & DRIVE 2 IMPULSOR E INFERIOR 2



  
6S0A010-M300

REF. NO.	PART NO. CODIGO Nº	DESCRIPTION DESCRIPCION	ET	EHT	EHD	REMARKS OBSERVACIONES
27	6E5-45941-00	PROPELLER (3X13"X19"-K) PROPELA (3X13"X19"-K)	1	1	1	UR UR
	6E5-45943-00	PROPELLER (3X12-5/8"X21"-K) PROPELA (3X12-5/8"X21"-K)	1	1	1	UR UR
	6E5-45945-01	PROPELLER (3X13-1/4"X17"-K) PROPELA (3X13-1/4"X17"-K)	1	1	1	UR UR
	6E5-45947-00	PROPELLER (3X13-1/2"X15"-K) PROPELA (3X13-1/2"X15"-K)	1	1	1	UR UR
	6E5-45949-00	PROPELLER (3X13-5/8"X13"-K) PROPELA (3X13-5/8"X13"-K)	1	1	1	UR UR
	6E5-45952-00	PROPELLER (3X13"X23"-K) PROPELA (3X13"X23"-K)	1	1	1	UR UR
	6E5-45954-00	PROPELLER (3X14"X11"-K) PROPELA (3X14"X11"-K)	1	1	1	UR UR
	6E5-45956-00	PROPELLER (3X13"X25"-K) PROPELA (3X13"X25"-K)	1	1	1	UR UR
	688-45930-02	PROPELLER (3X13"X17"-K2) PROPELA (3X13"X17"-K2)	1	1	1	UR UR
	688-45932-60	PROPELLER (3X13-1/2"X14"-K) PROPELA (3X13-1/2"X14"-K)	1	1	1	UR UR
	688-45970-03	PROPELLER (3X13"X19"-K) PROPELA (3X13"X19"-K)	1	1	1	UR UR
	688-45972-02	PROPELLER (3X13"X21"-K) PROPELA (3X13"X21"-K)	1	1	1	UR UR
	688-45974-02	PROPELLER (3X13"X23"-K) PROPELA (3X13"X23"-K)	1	1	1	UR UR
	688-45976-01	PROPELLER (3X13"X25"-K) PROPELA (3X13"X25"-K)	1	1	1	UR UR
	688-45978-60	PROPELLER (3X13-1/2"X16"-K) PROPELA (3X13-1/2"X16"-K)	1	1	1	UR UR

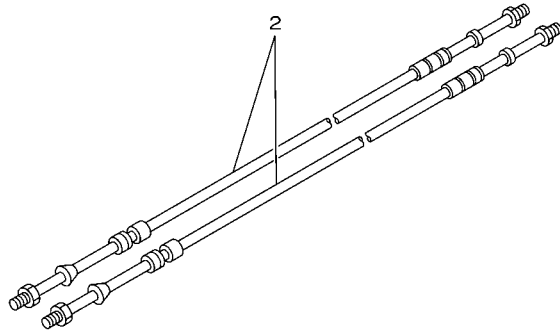
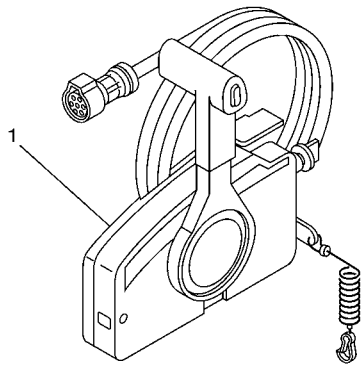


67H0100-9290

FIG. 35 STEERING GUIDE

DIRECCIONGUIAR

REF. NO.	PART NO. CODIGO Nº	DESCRIPTION DESCRIPCION	ET	EHT	EHD	REMARKS OBSERVACIONES
1	6E5-61350-02	STEERING GUIDE ATTACHMENT KIT ESTUCHE ADITAMENTO GUIA DE TIM	1			AP EXCEPT FOR TWN AP EXCEPT FOR TWN
2	6E5-61351-01	.ROD, STEERING LINK .VARILLA ES LABON DIRECCION	1			
3	90387-10M61	.COLLAR .ESPACIADOR	1			
4	90560-12M01	.SPACER .SEPARADOR	1			
5	6E5-61355-00	.BOLT .TORNILLO	1			
6	90185-09M01	.NUT, SELF-LOCKING .TUERCA AUTOBLOCANTE	2			
7	90201-10M20	.WASHER, PLATE .ARANDELA PLANA	2			
8	6E5-43145-01	.CAP, CLAMP BRACKET .TAPA	1			
9	93210-16275	.O-RING .ANILLO O	1			



67M0100-8280

FIG. 36 REMOTE CONTROL BOX

CONTROL REMOTO COMPLETO

REF. NO.	PART NO. CODIGO Nº	DESCRIPTION DESCRIPCION	ET	EHT	EHD	REMARKS OBSERVACIONES
1	703-48205-A7	REMOTE CONTROL ASSY (10P) REMOTO CONTROL COMPL. (10P)	1			AP WITH PT/T SW. AP WITH PT/T SW.
2	701-48350-10	CABLE, REMOTE CONTROL L=22F CABLE CONTROL REMOTO L=22F	2			

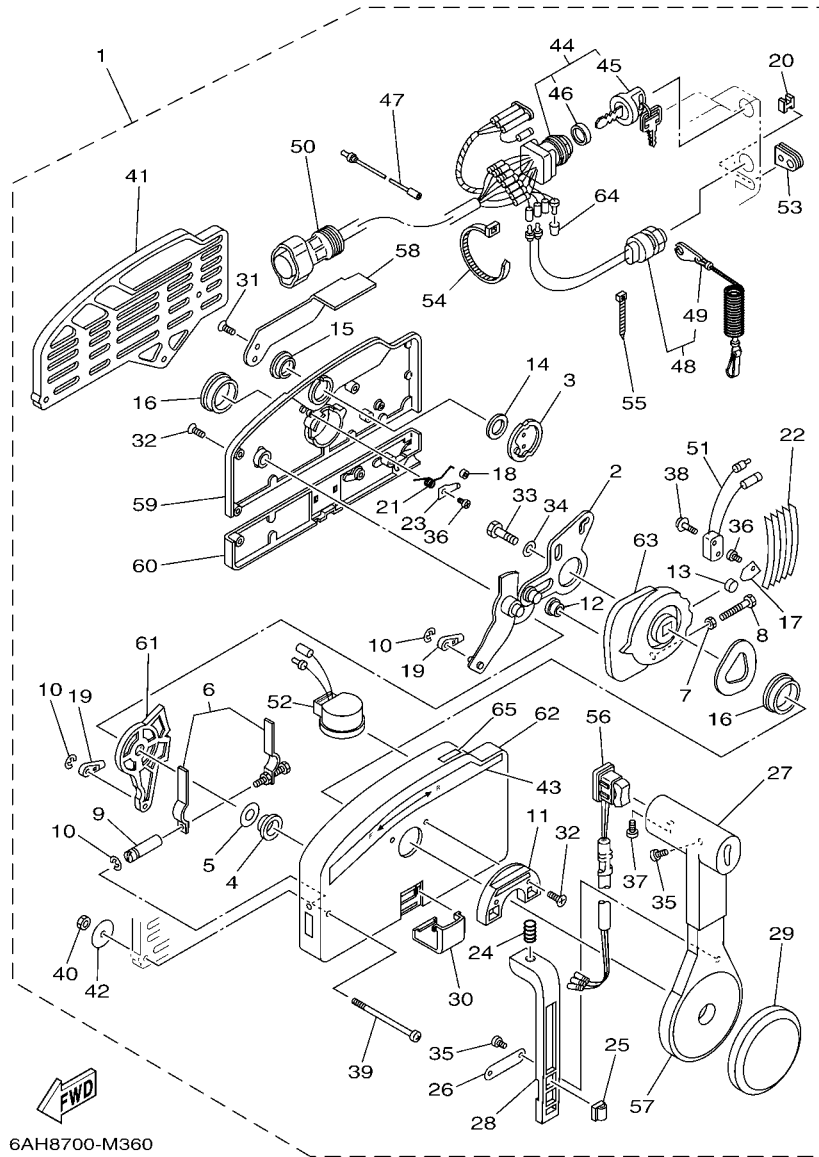
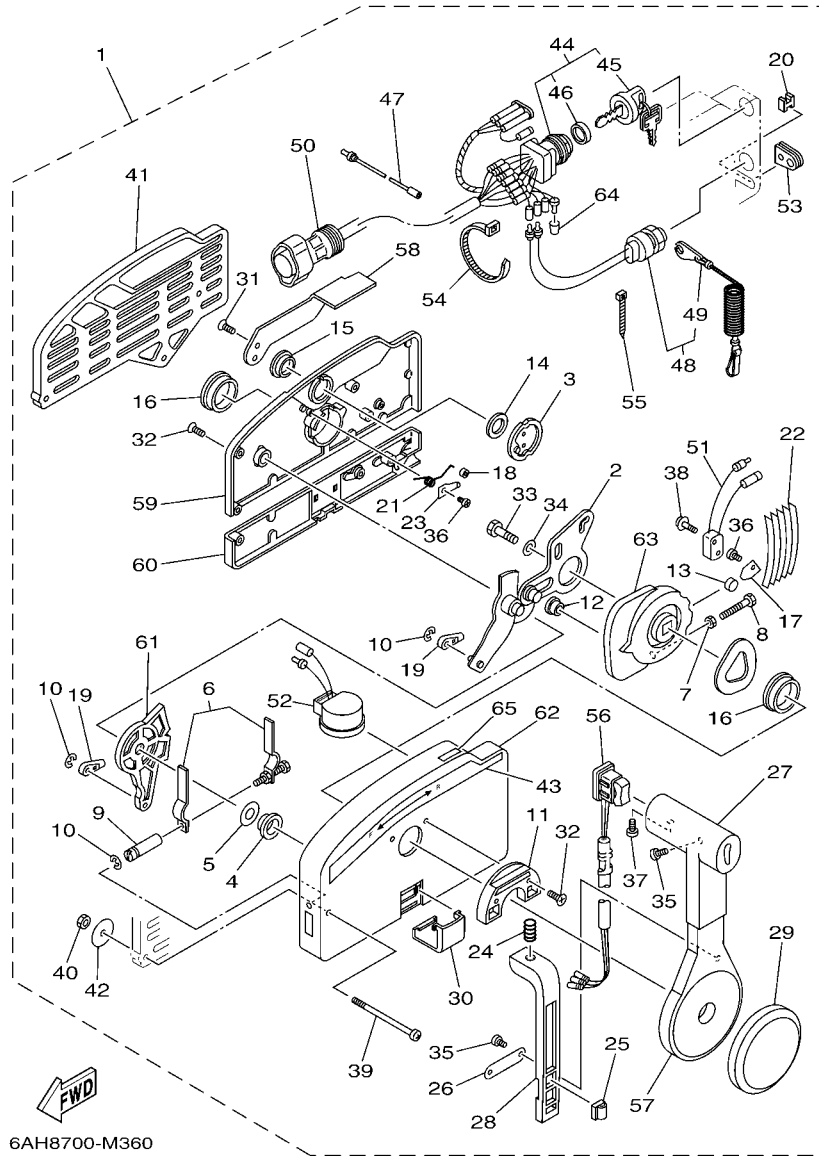


FIG. 37 REMOTE CONTROL ASSY CONTROL REMOTO COMPL

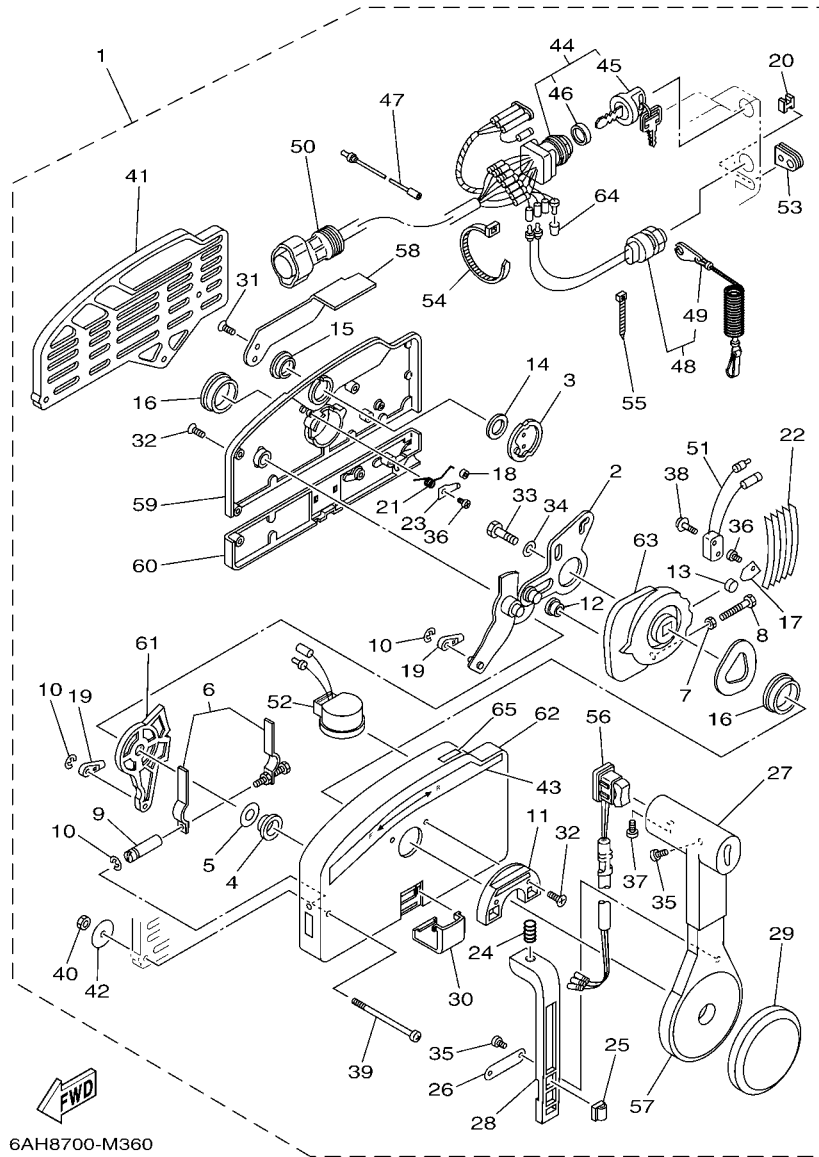
REF. NO.	PART NO. CODIGO Nº	DESCRIPTION DESCRIPCION	ET	EHT	EHD	REMARKS OBSERVACIONES
1	703-48205-A7	REMOTE CONTROL ASSY (10P) REMOTO CONTROL COMPL. (10P)	1			AP WITH PT/T SW. AP WITH PT/T SW.
2	703-48261-01	.ARM, THROTTLE .BRAZO ACELERADOR	1			
3	703-48153-00	.SHAFT, FREE ACCEL. .EJE	1			
4	703-48235-00	.BUSHING .BUJE	1			
5	703-48268-00	.SPACER .ESPACIADOR 3	1			
6	703-48264-00	.FRICTION, THROTTLE .FRICCION DE ACELERADOR	1			
7	95380-05600	.NUT .TUERCA	1			
8	97380-05025	.BOLT .TORNILLO HEXAGONAL	1			
9	703-48265-00	.SHAFT, FRICTION .EJE FRICCION	1			
10	93430-06024	.CIRCLIP .SEGURO	3			
11	703-48245-00	.PLATE, LOCK .PLACA CERRADURA	1			
12	703-48252-00	.ROLLER, CAM .RODILLO LEVA	1			
13	701-48248-00	.ROLLER, FREE ACCEL. .RODILLO ACELERADOR LIBRE	1			
14	703-48198-00	.WASHER, WAVE .RONDANA ONDULADA 3	1			
15	703-48243-00	.BUSHING .BUJE 3	1			
16	703-48236-00	.BUSHING 1 .BUJE	2			
17	703-48189-00	.RETAINER .RETENEDOR	1			
18	703-48234-00	.ROLLER, DETENT .RODILLO	1			
19	703-48345-01	.CABLE END, REMOTE CONTROL 2 .TERMINAL CABLE DE CONTROL REMO	2			
20	703-48358-00	.ANCHOR, CABLE .ABRAZADERA CABLE	1			
21	703-48244-00	.SPRING, FREE ACCEL. .RESORTE ACELERADOR LIBRE	1			
22	703-48238-00	.SPRING, DETENT .RESORTE	5			
23	703-48246-00	.SPACER .ESPACIADOR	1			
24	703-48227-00	.SPRING, NEUTRAL LOCK .RESORTE DE SEGURO	1			
25	703-82594-00	.CLAMP .GRAMPA	1			WITH PT/T SW. WITH PT/T SW.
26	703-48226-00	.PLATE, STOPPER .PLACA RETEN	1			
27	703-48222-00	.GRIP, CONTROL LEVER .MANGO DE PALANCA CONTROL	1			SINGLE SINGLE



6AH8700-M360

FIG. 37 REMOTE CONTROL ASSY CONTROL REMOTO COMPL

REF. NO.	PART NO. CODIGO N°	DESCRIPTION DESCRIPCION	ET	EHT	EHD	REMARKS OBSERVACIONES
28	703-48223-00	.LOCK, NEUTRAL .CERRADURA NEUTRO	1			
29	703-48225-00	.COVER .CUBIERTA	1			
30	703-48219-00	.COVER, LEAD .CUBIERTA	1			
31	703-48281-00	.SCREW .TORNILLO 1	2			
32	703-48282-00	.SCREW .TORNILLO 2	7			
33	97380-08030	.BOLT .TORNILLO HEXAGONAL	1			
34	92990-08600	.WASHER, PLATE .ARANDELA PLANA	1			
35	98580-04010	.SCREW, PAN HEAD .TORNILLO DE CABEZA CRUZADA	3			
36	98580-04006	.SCREW, PAN HEAD .TORNILLO DE CABEZA CRUZADA	2			
37	98580-05010	.SCREW, PAN HEAD .TORNILLO DE CABEZA CRUZADA	1			
38	703-48129-00	.SCREW 3 .TORNILLO 3	2			
39	703-48291-10	.SCREW (M6) .TORNILLO (M6)	3			
40	95380-06600	.NUT, HEXAGON .TUERCA	3			
41	703-48293-10	.SPACER, REMOTE CONTROL .ESPACIADOR	1			SINGLE SINGLE
42	701-48287-00	.WASHER .ARANDELA	3			
43	703-48215-00	.GRAPHIC .CALCOMANIA 1	1			
44	703-82510-13	.MAIN SWITCH ASSY .CONJUNTO DE LLAVE IGNICION	1			PRIME START PRIME START
45	676-82577-01	.CAP, KEY .TAPA	1			
46	703-82532-00	.CAP .TAPA	1			
47	703-82531-00	.WIRE, LEAD (L70) .CABLE CONDUCTOR (L70)	1			
48	688-82575-01	.ENGINE STOP SWITCH ASSY .INTERRUPTOR DE PARADA COMPL	1			
49	682-82556-00	.LANYARD, STOP SWITCH .CORDON DE INTERRUPTOR PARADA	1			
50	688-8258A-20	.EXTENSION, WIRE HARNESS (4.9M) .EXTENSION, ARNES DE CABLES (4)	1			(10P) (10P)
51	703-82540-00	.NEUTRAL SWITCH ASSY .INTERRUPTOR NEUTRAL COMPL	1			
52	703-83383-B0	.BUZZER .ZUMBADOR	1			
53	703-48284-00	.GROMMET .TAPON	1			
54	703-82591-00	.BAND .BANDA	1			



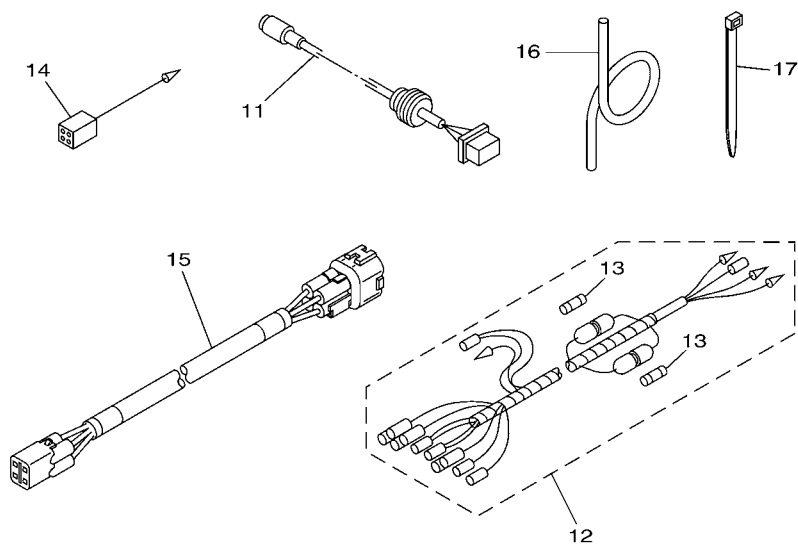
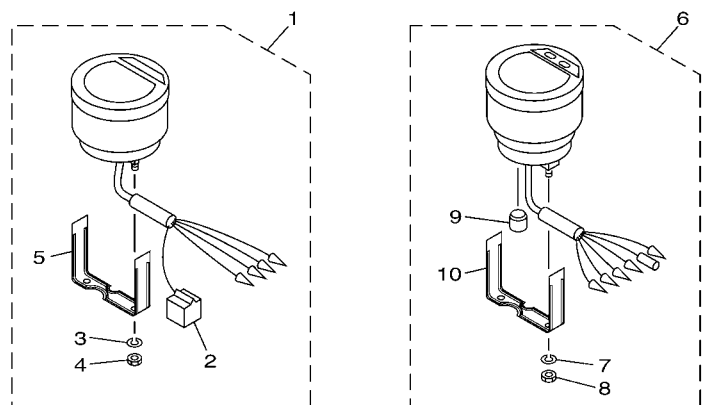
6AH8700-M360

FIG. 37 REMOTE CONTROL ASSY CONTROL REMOTO COMPL

REF. NO.	PART NO. CODIGO Nº	DESCRIPTION DESCRIPCION	ET	EHT	EHD	REMARKS OBSERVACIONES
55	703-82592-00	.BAND .BANDA	1			
56	703-82563-02	.TRIM & TILT SWITCH ASSY .INTERRUPTOR DE INCLINACION	1			WITH PT/T SW. WITH PT/T SW.
57	703-48221-00	.LEVER, CONTROL .PALANCA CONTROL	1			
58	703-48152-00	.KNOB, FREE ACCEL. .PERILLA	1			
59	703-48212-00	.BACK PLATE 1 .PLACA TRASERA 1	1			
60	703-48213-00	.BACK PLATE 2 .PLACA TRASERA 2	1			
61	703-48271-00	.ARM, SHIFT .BRAZO CAMBIADOR	1			
62	703-48211-02	.HOUSING,1 .CAJA	1			
63	703-48232-00	.GEAR .ENGRANAJE 1	1			
64	703-82542-00	.CAP .TAPA	1			
65	703-48218-00	.GRAPHIC .CALCAMONIA	1			

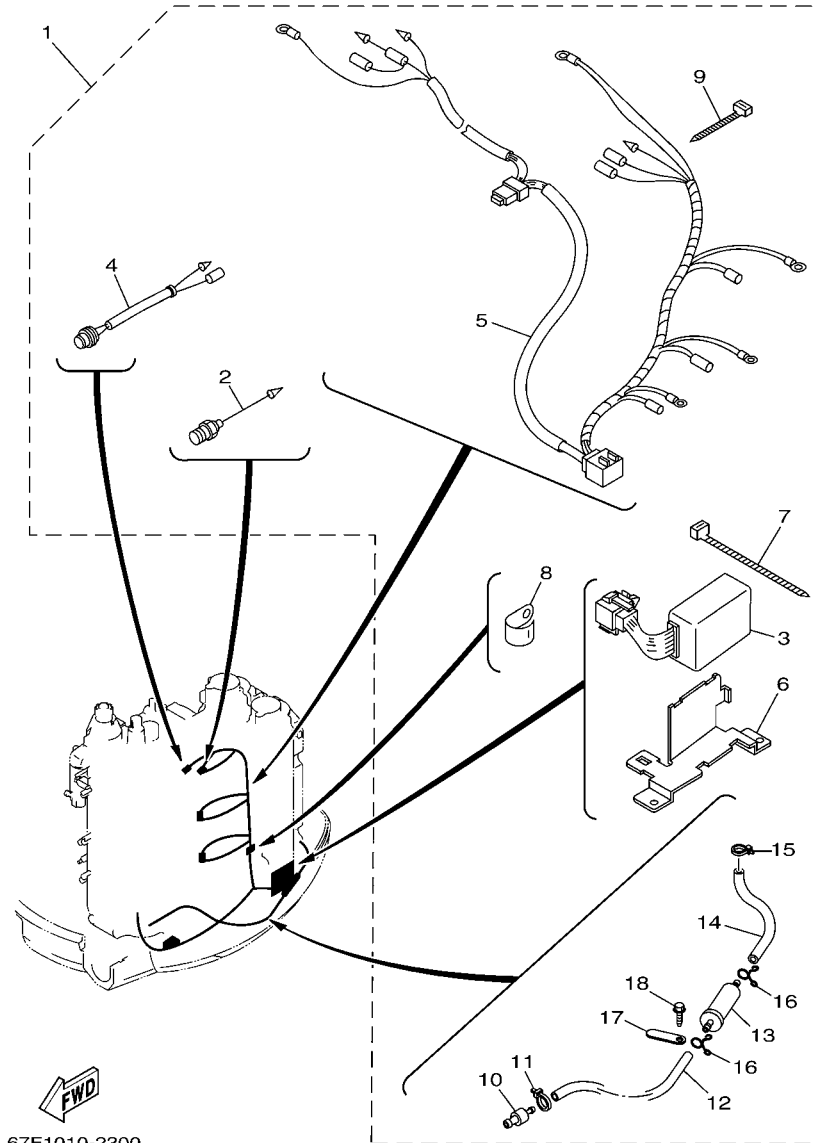
FIG. 38 METER

MEDIDOR



6C14100-G370

REF. NO.	PART NO. CODIGO Nº	DESCRIPTION DESCRIPCION	ET	EHT	EHD	REMARKS OBSERVACIONES
1	6Y5-8350T-91	DIGITAL TACHOMETER ASSY TACOMETRO DIGITAL COMPLETO	1	1		AP AP
2	9E450-04533	.CONNECTOR .CONECTOR	1	1		F-4-W F-4-W
3	92990-04100	.WASHER, SPRING .ARANDELA PLANA	2	2		
4	95380-04600	.NUT .TUERCA	2	2		
5	6Y5-8355X-T1	.BRACKET, METER 1 .SOSTEN	1	1		
6	6Y5-83570-S6	SPEEDOMETER ASSY VELOCIMETRO COMPLETO	1			AP CHN-L AP CHN-L
7	92990-04100	.WASHER, SPRING .ARANDELA PLANA	2			
8	95380-04600	.NUT .TUERCA	2			
9	6Y5-83533-T2	.GROMMET .ANILLO PROTECTOR	1			
10	6Y5-8355X-T1	.BRACKET, METER 1 .SOSTEN	1			
11	6Y5-87122-S0	CORD ASSY 1 CABLE COMPLETA 1	1			AP CHN-L AP CHN-L
12	6Y5-83553-M0	WIRE, LEAD (L=2.5M) CABLE CONDUCTOR (L=2.5M)	1			AP CHN-L AP CHN-L
	6Y5-83553-00	WIRE, LEAD (L=2.5M) CABLE CONDUCTOR (L=2.5M)	1	1		AP EXCEPT CHN-L AP EXCEPT CHN-L
13	1E6-82151-00	.FUSE (10A) .FUSIBLE (10A)	2			FOR 6Y5-83553-M0 FOR 6Y5-83553-M0
	1E6-82151-00	.FUSE (10A) .FUSIBLE (10A)	1	1		FOR 6Y5-83553-00 FOR 6Y5-83553-00
14	6Y5-82117-00	WIRE, LEAD (BLACK) (L300) CABLE, CONDUCTOR (NEGRO)	1			AP CHN-L AP CHN-L
15	6Y5-83653-30	WIRE, LEAD (L=8.0M) CABLE CONDUCTOR (L=8.0M)	1			AP CHN 4P,8M AP CHN 4P,8M
	6Y5-83653-20	WIRE, LEAD (L=7.0M) CABLE CONDUCTOR (L=7.0M)	1	1		AP EXCEPT CHN 4P,7M AP EXCEPT CHN 4P,7M
16	6Y5-83557-10	TUBE (8M) TUBO (8M)	1			AP CHN-L AP CHN-L
17	90465-11M10	CLAMP BRIDA	2			AP CHN-L AP CHN-L



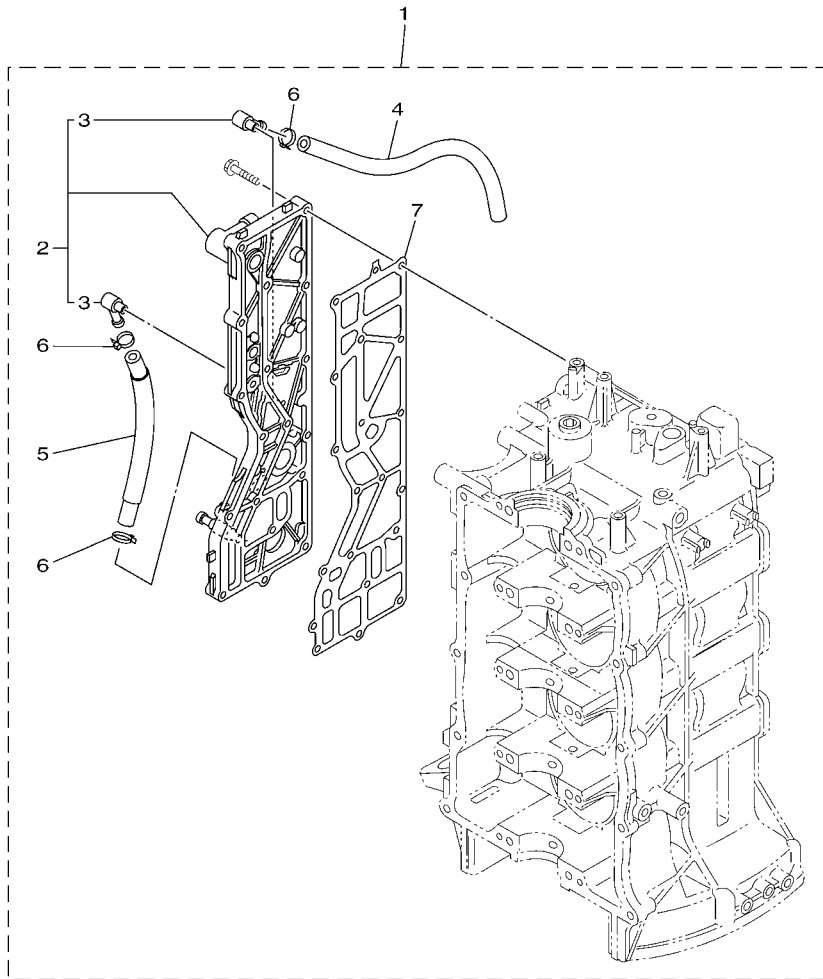
67F1010-2300

FIG. 39 OPTIONAL PARTS 1

PARTES OPCIONALES 1

REF. NO.	PART NO. CODIGO Nº	DESCRIPTION DESCRIPCION	ET	EHT	EHD	REMARKS OBSERVACIONES
1	67F-83790-11	HEATER ASSY .CALENTADOR	1	1	1	AP AP
2	67F-83792-00	.HEATER .CALENTADOR	4	4	4	
3	67F-81930-00	.CONTROL UNIT ASSY .UNIDAD DE CONTROL COMPLETA	1	1	1	
4	67F-82560-00	.THERMO SWITCH ASSY .INTER. DE TERMO	1	1	1	
5	67F-81971-00	.WIRE, LEAD .CABLE CONDUCTOR	1	1	1	
6	67F-14291-00	.BRACKET 1 .SOPORTE 1	1	1	1	
7	90465-13M60	.CLAMP .BRIDA	3	3	3	
8	90465-08028	.CLAMP .BRIDA	2	2	2	
9	90465-13M36	.CLAMP .BRIDA	4	4	4	
10	67F-24377-00	.PIPE, JOINT 2 .TUBO DE UNION 2	1	1	1	
11	90465-11M10	.CLAMP .BRIDA	1	1	1	
12	90445-11M49	.HOSE (L700) .TUBO (L700)	1	1	1	
13	67F-24251-02	.STRAINER 1 .COLADOR 1	1	1	1	
14	67F-2451B-00	.HOSE, FUEL INLET .TUBO	1	1	1	
15	90465-11M10	.CLAMP .BRIDA	1	1	1	
16	90467-10M04	.CLIP .PRESILLA	2	2	2	
17	6E5-82588-00	.PLATE .PLACA	2	2	2	
18	90109-06M81	.BOLT .PERNO	2	2	2	



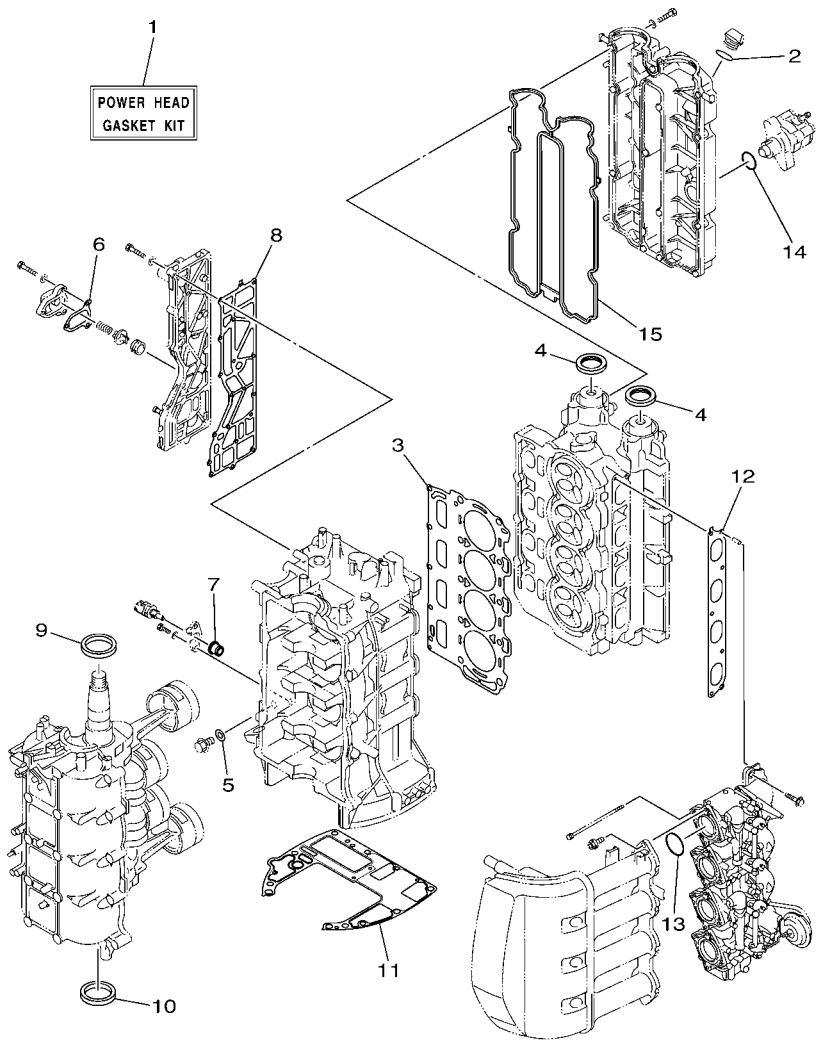


60CD300-L280

FIG. 40 OPTIONAL PARTS 2

PARTES OPCIONALES 2

REF. NO.	PART NO. CODIGO Nº	DESCRIPTION DESCRIPCION	ET	EHT	EHD	REMARKS OBSERVACIONES
1	60C-41190-10	ICE FREE KIT, PILOT WATER KIT DE NO HELADA, PILOTO AGUA	1	1	1	AP AP
2	67F-41113-60-9S	.OUTER COVER, EXHAUST .CUBOERTA EXTERIOR DE ESCAPE	1	1	1	
3	676-11372-00	..NIPPLE, HOSE ..NIPLE DE MANGUERA	2	2	2	
4	68V-42541-20	.PIPE 1 .TUBO 1	1	1	1	
5	60C-12484-00	.PIPE 4 .TUBO 4	1	1	1	
6	90465-11M10	.CLAMP .BRIDA	3	3	3	
7	67F-41114-A2	.GASKET, EXHAUST OUTER COVER .EMPAQUE	1	1	1	

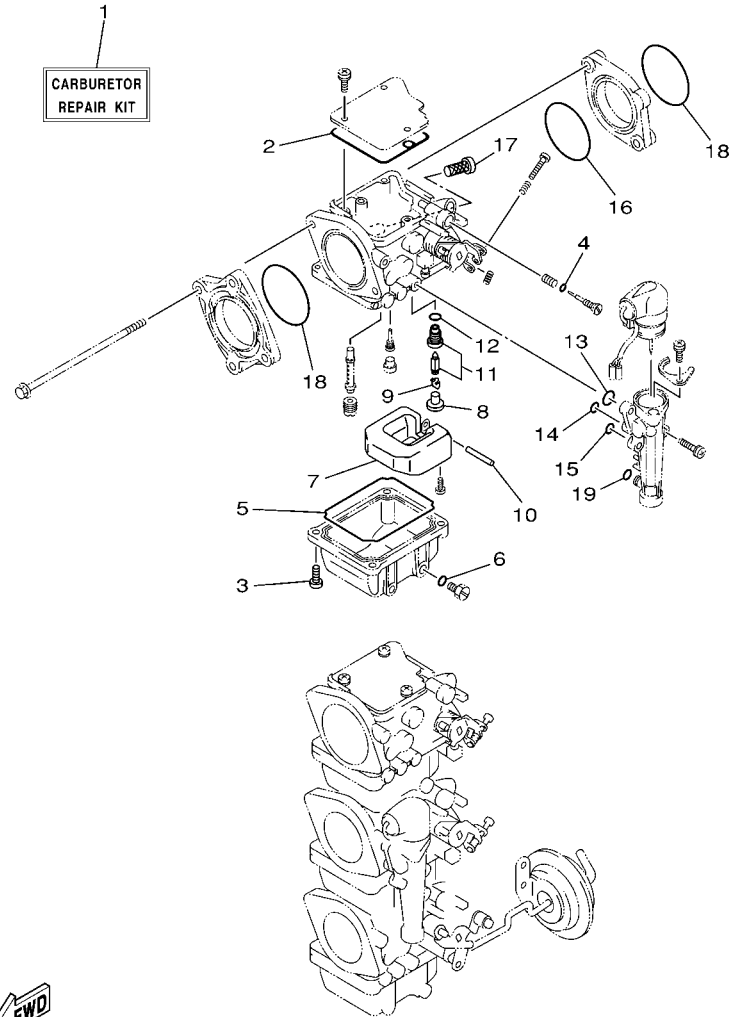


**FWD**  
60CB300-K290

FIG. 41 REPAIR KIT 1

ESTUCHE REPARATION 1

REF. NO.	PART NO. CODIGO Nº	DESCRIPTION DESCRIPCION	ET	EHT	EHD	REMARKS OBSERVACIONES
1	60C-W0001-04	POWER HEAD GASKET KIT JUEGO DE EMPAQUE DE MOTOR	1	1	1	
2	93210-24M79	.O-RING .ANILLO O	1	1	1	
3	67F-11181-03	.GASKET, CYLINDER HEAD 1 .JUNTA, DE CULATA 1	1	1	1	
4	93102-38008	.OIL SEAL .SELLO ACEITE	2	2	2	
5	90430-14115	.GASKET .JUNTA	1	1	1	
6	67F-12435-A0	.GASKET .EMPAQUE	1	1	1	
7	68V-85753-00	.GASKET, SENDER UNIT .EMPAQUE DE UNIDAD TRANSMISORA	1	1	1	
8	67F-41114-A2	.GASKET, EXHAUST OUTER COVER .EMPAQUE	1	1	1	
9	93102-48008	.OIL SEAL .SELLO ACEITE	1	1	1	
10	93101-48001	.OIL SEAL .SELLO ACEITE	1	1	1	
11	68V-11351-00	.GASKET, CYLINDER .JUNTA, DE CILINDRO	1	1	1	
12	67F-13645-00	.GASKET, MANIFOLD 1 .EMPAQUE	1	1	1	
13	93210-41MJ2	.O-RING .ANILLO O	4	4	4	
14	93210-30682	.O-RING .ANILLO O	1	1	1	
15	6D8-11356-01	.SEAL, CYLINDER 2 .RETEN ACEITE CILINDRO 2	1	1	1	



67F0100-9380

FIG. 42 REPAIR KIT 2

ESTUCHE REPARATION 2

REF. NO.	PART NO. CODIGO Nº	DESCRIPTION DESCRIPCION	ET	EHT	EHD	REMARKS OBSERVACIONES
1	67F-W0093-02	CARBURETOR REPAIR KIT KIT REPARACION CARBURADOR	1	1	1	
2	67F-14147-00	.O-RING .ANILLO O	1	1	1	
3	97980-04114	.SCREW, WITH WASHER .TORNILLO, CON ARANDELA	4	4	4	
4	67F-14397-00	.O-RING .ANILLO O	1	1	1	
5	67F-14984-00	.GASKET, FLOAT CHAMBER .EMPAQUE CAMARA DE BOIA	1	1	1	
6	93210-04230	.O-RING .ANILLO O	1	1	1	
7	6H4-14985-01	.FLOAT .BOIA	1	1	1	
8	676-14186-00	.PIN, FLOAT .PASADOR DE LA BOYA	1	1	1	
9	67F-14159-00	.CLIP .PRESILLA	1	1	1	
10	6H4-14548-00	.PIN, FLOAT ARM .PASADOR DE BRAZO DE BOIA	1	1	1	
11	60C-14590-02	.NEEDLE VALVE ASSY .VALVULA DE AGUJA COMPLETA	1	1	1	
12	93210-04228	.O-RING .ANILLO O	1	1	1	
13	67F-14398-00	.O-RING .ANILLO O	1	1	1	
14	67F-14398-10	.O-RING .ANILLO O	1	1	1	
15	67F-14398-20	.O-RING .ANILLO O	1	1	1	
16	67F-14239-00	.SEAL .SELLO	1	1	1	
17	67F-14371-01	.ELEMENT, FILTER .ELEMENTO DEL FILTRO	1	1	1	
18	93210-40M10	.O-RING .ANILLO O	2	2	2	
19	67F-14398-30	.O-RING .ANILLO O	1	1	1	

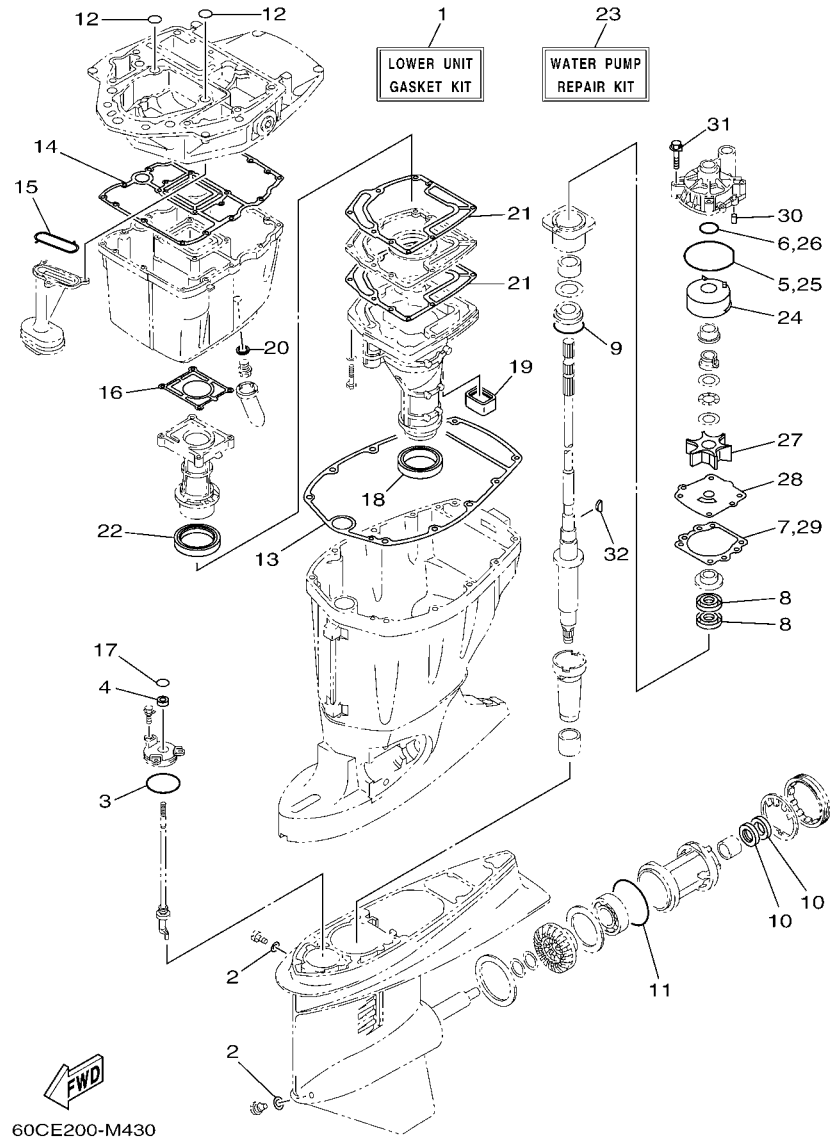


FIG. 43 REPAIR KIT 3

ESTUCHE REPARATION 3

REF. NO.	PART NO. CODIGO Nº	DESCRIPTION DESCRIPCION	ET	EHT	EHD	REMARKS OBSERVACIONES
1	68V-W0001-21	LOWER UNIT GASKET KIT JUEGO DE EMPAQUE UNIDAD INFER.	1	1	1	
2	90430-08020	.GASKET .JUNTA	2	2	2	
3	93210-58144	.O-RING .ANILLO O	1	1	1	
4	93106-09014	.OIL SEAL .SELLO ACEITE	1	1	1	
5	93210-86M38	.O-RING .ANILLO O	1	1	1	
6	93210-37160	.O-RING .ANILLO O	1	1	1	
7	6E5-44315-A0	.GASKET, WATER PUMP .EMPAQUE	1	1	1	
8	93101-28M16	.OIL SEAL .SELLO ACEITE	2	2	2	
9	93210-55M14	.O-RING .ANILLO O	1	1	1	
10	93101-30M17	.OIL SEAL .SELLO ACEITE	2	2	2	
11	93210-86M39	.O-RING .ANILLO O	1	1	1	
12	93210-19MJ1	.O-RING .ANILLO O	2	2	2	
13	67F-45113-00	.GASKET, UPPER CASING .EMPAQUE	1	1	1	
14	68V-15312-00	.GASKET, OIL PAN .EMPAQ BANDEJA DE ACEITE	1	1	1	
15	67F-13415-00	.SEAL, OIL STRAINER .SELLO COLADOR ACEITE	1	1	1	
16	67F-41133-A1	.GASKET, EXHAUST MANIFOLD 1 .EMPAQUE ESCAPE MULTIPLE	1	1	1	
17	93210-09165	.O-RING .ANILLO O	1	1	1	
18	68V-45123-00	.GASKET, MUFFLER .EMPAQUE SILENCIADOR	1	1	1	
19	67F-45127-00	.SEAL .SELLO DE GOMA	1	1	1	
20	90430-14M09	.GASKET .JUNTA	1	1	1	
21	67F-41134-A0	.GASKET, EXHAUST MANIFOLD .EMPAQUE	2	2	2	
22	67F-41138-00	.SEAL, EXT. 1 .SELLO, ESCAPE 1	1	1	1	
23	60C-W0078-00	WATER PUMP REPAIR KIT ESTUCHE REPARACION BOMBA AGUA	1	1	1	
24	6R3-44322-42	.INSERT, CARTRIDGE .CARTUCHO	1	1	1	
25	93210-86M38	.O-RING .ANILLO O	1	1	1	
26	93210-37160	.O-RING .ANILLO O	1	1	1	
27	6E5-44352-01	.IMPELLER .IMPULSOR	1	1	1	

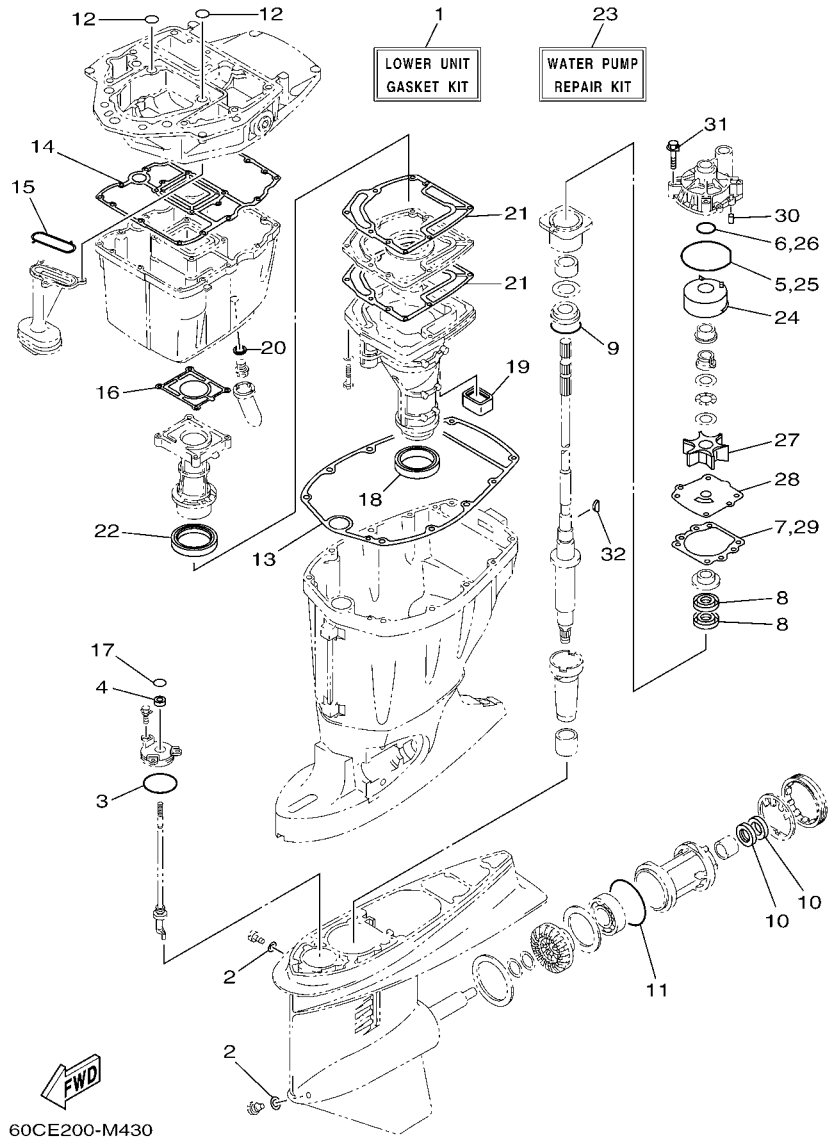


FIG. 43 REPAIR KIT 3

ESTUCHE REPARATION 3

REF. NO.	PART NO. CODIGO Nº	DESCRIPTION DESCRIPCION	ET	EHT	EHD	REMARKS OBSERVACIONES
28	60C-44323-40	.OUTER PLATE, CARTRIDGE .PLACA EXTERIOR DEL CARTUCHO	1	1	1	
29	6E5-44315-A0	.GASKET, WATER PUMP .EMPAQUE	1	1	1	
30	93606-12019	.PIN, DOWEL .PASADOR DE CLAVIJA	2	2	2	
31	90119-08M14	.BOLT, WITH WASHER .TORNILLO CON ARANDELA	4	4	4	
32	90280-04M05	.KEY, WOODRUFF .CUNA WOODRUFF	1	1	1	
-----						
-----						
-----						
-----						
-----						
-----						
-----						
-----						
-----						

NUMERICAL INDEX  
INDICE NUMERICO

PART NO. CODIGO N°	REF. NO.	PART NO. CODIGO N°	REF. NO.	PART NO. CODIGO N°	REF. NO.	PART NO. CODIGO N°	REF. NO.	PART NO. CODIGO N°	REF. NO.	PART NO. CODIGO N°	REF. NO.
6D8-11110-20-9S	5 - 2	26H-12117-00	6 - 5	6R3-12583-00	19 - 42	67F-14349-20	9 - 5	67F-14984-00	8 - 21	61N-24563-10	10 - 7
62Y-11119-00	3 - 8	4G0-12118-00	6 - 6	67F-13119-01	32 - 17	67F-14349-30	9 - 6		42 - 5	60C-24566-00	10 - 11
67F-11133-10	5 - 3	6D8-12121-10	6 - 2	63P-13131-00	10 - 19	67F-14349-40	9 - 7	6H4-14985-01	8 - 24	67G-26301-10	20 - 42
67F-11168-00	5 - 19	6D8-12153-00	6 - 9	67F-13149-00	32 - 21	67F-14349-50	9 - 8		42 - 7	6X4-26367-00	20 - 37
67F-11181-03	5 - 14	6D8-12153-10	6 - 9	67F-13183-00	9 - 2	67F-14349-60	9 - 9	6H3-14992-00	8 - 22		20 - 44
	41 - 3	6D8-12153-20	6 - 9	67F-13300-10	32 - 12	67F-14349-70	9 - 12	67F-14998-00	8 - 43	67F-28100-01	10 - 30
6D8-11191-01-9S	5 - 18	6D8-12153-30	6 - 9	67F-13314-02	32 - 13	67F-14369-00	8 - 44	67F-15100-04	3 - 2	67F-28100-10	10 - 30
67F-11192-01	5 - 26	6D8-12153-40	6 - 9	67F-13329-00	32 - 15	67F-14371-01	8 - 39	67F-15142-00	3 - 12	67F-2812A-00	14 - 23
69J-11301-00	3 - 35	6D8-12153-50	6 - 9	67F-13338-00	32 - 23		42 - 17	68V-15311-00-CA	32 - 1		15 - 14
	5 - 8	6D8-12153-60	6 - 9	67F-13339-00	32 - 22	67F-14378-00	8 - 31	68V-15312-00	32 - 7	67F-41113-50-9S	3 - 15
6E5-11325-00	1 - 1	6D8-12153-70	6 - 9	67F-13411-00	32 - 8	67F-14380-01	8 - 32		43 - 14	67F-41113-60-9S	40 - 2
	3 - 13	6D8-12153-80	6 - 9	67F-13415-00	32 - 11	67F-14397-00	8 - 17	63P-15316-00	32 - 2	67F-41114-A2	3 - 17
67F-11325-01	1 - 2	6D8-12153-90	6 - 9		43 - 15		42 - 4	6D8-15362-00	32 - 27		40 - 7
	1 - 4	6D8-12153-A0	6 - 9	67F-13434-20	2 - 20	67F-14398-00	8 - 35	6G8-15363-00	5 - 33		41 - 8
	3 - 36	6D8-12153-B0	6 - 9	68V-13437-62	12 - 21		42 - 13	67F-15373-00	7 - 12	60C-41131-01-9S	31 - 7
	5 - 9	6D8-12153-C0	6 - 9	5GH-13440-30	1 - 3	67F-14398-10	8 - 37	68V-24149-00	10 - 26	67F-41133-A1	31 - 8
67F-11328-00	3 - 37	6D8-12153-D0	6 - 9		3 - 45		42 - 14	67F-24251-02	39 - 13		43 - 16
	5 - 10	6D8-12153-E0	6 - 9	67F-13448-00	3 - 48	67F-14398-20	8 - 38	6Y2-24305-06	11 - 6	67F-41134-A0	31 - 16
68V-11351-00	3 - 44	6D8-12153-F0	6 - 9	67F-13473-01	32 - 14		42 - 15		11 - 9		43 - 21
	41 - 11	6D8-12153-G0	6 - 9	67F-13495-00	32 - 16	67F-14398-30	8 - 40	6Y2-24306-45	11 - 1	67F-41137-02-CA	31 - 3
6D8-11356-01	5 - 23	6D8-12153-H0	6 - 9	67F-13631-03	32 - 20		42 - 19	6D8-24311-00	10 - 15	67F-41138-00	31 - 18
	41 - 15	6D8-12153-J0	6 - 9	67F-13641-00-94	7 - 6	67F-14440-00	7 - 18	67F-24312-00	19 - 43		43 - 22
676-11372-00	3 - 16	6D8-12153-K0	6 - 9	67F-13645-00	7 - 11	63V-14523-00	8 - 41	61A-24316-00	3 - 26	60C-41190-10	40 - 1
	40 - 3	6D8-12153-L0	6 - 9		41 - 12	6H4-14548-00	8 - 27	6E5-24351-51	11 - 3	67F-41213-01	24 - 41
6D8-11411-01	4 - 1	6D8-12153-M0	6 - 9	67F-13769-00	32 - 18		42 - 10	68F-24356-00	9 - 14	67F-41237-00	24 - 38
6D8-11416-00	4 - 4	6D8-12153-N0	6 - 9	67F-13914-00	32 - 19	67F-14555-00	8 - 15	6Y2-24360-60	11 - 5	682-41237-00	24 - 39
6D8-11416-10	4 - 4	6D8-12153-P0	6 - 9	67F-1412A-00	9 - 1	697-14555-00	8 - 5		11 - 8	6X4-41291-00	20 - 8
6D8-11416-20	4 - 4	6D8-12153-R0	6 - 9	6X4-14137-00	20 - 26	67F-14556-00	8 - 16	6X4-24364-00	22 - 8	67F-41661-00-94	24 - 35
6D8-11417-00	4 - 5	6D8-12153-S0	6 - 9	67F-14146-00	8 - 6	67F-14565-00	8 - 36	63D-24367-00	22 - 7	6BC-42101-03	20 - 1
6D8-11417-10	4 - 5	6D8-12153-T0	6 - 9	67F-14147-00	8 - 7	67F-14567-00	8 - 14	67F-24367-00	19 - 31	6X4-42101-84	20 - 1
6D8-11417-20	4 - 5	6D8-12153-U0	6 - 9		42 - 2	6K7-14573-00	16 - 18	68V-24374-00	10 - 22	6X4-42111-02-8D	20 - 2
6D8-11417-30	4 - 5	6D8-12153-V0	6 - 9	67F-14159-00	8 - 26	6H2-14578-00	8 - 18	67F-24377-00	39 - 10	6X4-42115-00	20 - 22
6D8-11418-00	4 - 6	6D9-12171-00	6 - 10		42 - 9	67F-14585-00	9 - 10	6R3-24377-00	10 - 2	6X4-42119-01	20 - 5
6D8-11418-10	4 - 6	6D8-12181-00	6 - 11	67F-14178-00	8 - 33	60C-14590-02	8 - 29	688-24378-00	3 - 25	6X4-42121-11-8D	22 - 1
6D8-11418-20	4 - 6	67F-12411-01	1 - 5	676-14186-00	8 - 25		42 - 11		9 - 17	63D-42121-22-8D	20 - 57
6D8-11536-01	6 - 22		5 - 28		42 - 8	67F-14592-00	8 - 34	6D8-24410-10	10 - 16	63D-42126-00	20 - 17
67F-11537-00	6 - 13	67F-12412-00	5 - 29	67F-14189-00	9 - 11	60C-14711-10-9S	31 - 11	68V-24411-00	10 - 21	6X4-42128-00	20 - 13
67F-11590-00	6 - 17	68V-12413-00-9S	5 - 30	67F-14216-00	7 - 2	60C-14711-30-9S	31 - 11	68V-24412-00	10 - 17	6X4-42131-11	20 - 54
67F-11595-00	6 - 20	6G5-12416-00	3 - 29	67F-14239-00	7 - 3	60C-14901-00	8 - 1	68V-24413-10	10 - 23	6X4-42137-00	20 - 7
60C-11603-10	4 - 9	67F-12435-A0	3 - 33		42 - 16	60C-14902-00	8 - 2	6D8-24414-00	10 - 24	67F-42154-00-94	24 - 26
60C-11604-10	4 - 9		41 - 6	67F-14243-00	7 - 1	60C-14904-00	8 - 3	68V-24423-00	10 - 20	6X4-42159-00	20 - 48
6D8-11656-00	4 - 10	67F-1243A-00	3 - 41	67F-14271-00	7 - 4	67F-14923-00	8 - 4	68V-24444-00	10 - 25	6X4-42177-00	20 - 6
6D8-11656-10	4 - 10	67F-1246A-01-9S	3 - 32	67F-14291-00	39 - 6	67F-14943-83	8 - 13	68V-42508-00	10 - 18	67G-42508-10	23 - 1
6D8-11656-20	4 - 10	60C-12484-00	40 - 5	60C-14294-00	9 - 15	67F-14947-00	8 - 12	68V-24469-01	10 - 9	68V-42510-11-8D	28 - 9
6D8-11656-30	4 - 10	67F-12535-01	19 - 32	60C-14298-00	9 - 16	67F-14948-04	8 - 11	67F-2451B-00	39 - 14	68V-42510-31-8D	28 - 9
6D8-12111-00	6 - 1	68T-12572-00	19 - 31	67F-14325-00	8 - 45	676-14966-00	8 - 9	68V-24521-01	10 - 6	6X4-42526-00	23 - 11
6D8-12113-00	6 - 4	6R3-12581-00	19 - 40	67F-14349-00	9 - 3	67F-14980-00	8 - 19	60C-24560-01	10 - 5	63D-42527-00	23 - 6
6D8-12116-00	6 - 3	6R3-12582-00	19 - 41	67F-14349-10	9 - 4	67F-14980-10	8 - 20	61N-24563-10	1 - 7	63D-42528-00	23 - 17

NUMERICAL INDEX  
INDICE NUMERICO

PART NO. CODIGO N°	REF. NO.	PART NO. CODIGO N°	REF. NO.	PART NO. CODIGO N°	REF. NO.	PART NO. CODIGO N°	REF. NO.	PART NO. CODIGO N°	REF. NO.	PART NO. CODIGO N°	REF. NO.
67G-42541-00	23 - 4	6BC-43107-01-8D	27 - 1	64E-43829-01	29 - 24	6X4-44102-00	20 - 23	68V-45123-00	31 - 12	6L6-45577-20	33 - 63
67G-42541-10	23 - 7	6BC-43111-00-8D	26 - 1	64E-4382G-00	29 - 30	6X4-44114-00	21 - 16		43 - 18	6L6-45577-30	33 - 63
68V-42541-20	40 - 4	68V-43111-01-8D	25 - 1	68V-43830-01	30 - 4	67F-44117-00-94	24 - 5	67F-45127-00	31 - 19	6L6-45577-40	33 - 63
67G-42546-00	23 - 5	6BC-43112-00-8D	26 - 6	64E-43831-00	30 - 2	68V-44118-00-94	24 - 19		43 - 19	6L6-45577-50	33 - 63
67G-42561-00	23 - 15	68V-43112-01-8D	25 - 9	64E-43834-00	30 - 7	60C-44120-10	24 - 14	67F-45151-00	31 - 25	6L6-45577-60	33 - 63
67G-42562-00	23 - 16	64E-43126-00	25 - 35	64E-43843-00	30 - 6	60C-44120-30	24 - 14	6C5-45155-00	31 - 27	6E5-45587-01	33 - 36
60C-42610-20	2 - 1		27 - 7	64E-43843-10	30 - 38	67F-44121-00	24 - 11	67F-45181-00-CA	31 - 17	6E5-45587-10	33 - 36
60C-42610-30	2 - 1	64E-43131-01	25 - 14	64E-4384J-00	29 - 19	688-44122-00	24 - 8	688-45214-02	34 - 11	6E5-45587-20	33 - 36
67F-42613-00-8D	2 - 10		26 - 11	64E-4384N-00	29 - 31	6X4-44132-00	20 - 25	688-45215-02	34 - 12	6E5-45587-30	33 - 36
67F-42615-00	2 - 13	64E-43139-10	28 - 1	64E-43850-00	30 - 15	67F-44135-00	24 - 42	663-45251-00	1 - 10	6E5-45587-40	33 - 36
61N-42628-00	2 - 12	64D-43144-00	19 - 14	66Y-43851-00	30 - 11	6X4-44139-01	20 - 9		27 - 14	6E5-45587-50	33 - 36
67F-42628-00	2 - 19	66T-43144-00	25 - 25	68V-43855-00	30 - 14	6L6-44150-02	33 - 17	6G5-45251-02	1 - 9	6E5-45587-60	33 - 36
67F-42647-00	2 - 2		26 - 21	64E-43858-00	30 - 12	6X4-44159-00-8D	20 - 49		25 - 2	6E5-45611-01	33 - 47
67F-42649-00	2 - 8	6E5-43145-01	35 - 8	6AW-43858-00	30 - 18	6X4-44173-00	20 - 50		26 - 2	68V-45631-01	33 - 54
68V-42652-00	2 - 5	6G5-43148-00	25 - 30	6E5-43858-00	29 - 29	6X4-44177-00	20 - 12	60C-45300-12-8D	33 - 1	6E5-45633-01	33 - 55
67F-42662-00	2 - 9		26 - 26	72X-43858-00	30 - 5	6X4-44188-00	20 - 15	60C-45300-32-8D	33 - 1	6E5-45634-02	33 - 48
6D6-42675-00	2 - 16	6BC-43181-00	26 - 23	64E-43859-00	30 - 13	6G8-44191-00	20 - 52	688-45301-07-8D	33 - 2	688-45930-02	34 - 27
6D6-42676-00	2 - 18	6G5-43181-02	25 - 27	64E-43860-01	30 - 20	61A-44311-01	33 - 23	6E5-45318-00	31 - 23	688-45932-60	34 - 27
60C-42677-10	2 - 14	6BC-43185-00	26 - 24	6E5-43862-00	29 - 11	6E5-44312-00	34 - 4	6E5-45321-00	33 - 13	6E5-45941-00	34 - 27
60C-42678-10	2 - 15	6G5-43185-02	25 - 28		29 - 15		34 - 21	6E5-45331-00-9S	33 - 33	6E5-45943-00	34 - 27
60C-42678-20	2 - 15	64E-43311-10-8D	25 - 21	6G5-43863-00	30 - 10	6E5-44315-A0	33 - 30	6E5-45332-00-CA	33 - 56	6E5-45945-01	34 - 27
6D6-42681-00	2 - 17	6BC-43311-10-8D	26 - 17	6E5-43864-00	29 - 21		43 - 7	688-45341-10	33 - 7	6E5-45947-00	34 - 27
67F-42710-03-8D	19 - 1	64E-43311-20-8D	25 - 21	6G5-43864-00	29 - 20		43 - 29	6E5-45344-00	33 - 39	6E5-45949-00	34 - 27
648-42715-00	24 - 23	682-43318-01	23 - 8	64E-43865-00	30 - 16	6R3-44322-42	33 - 24	6E5-45371-01	1 - 13	6E5-45952-00	34 - 27
61A-42716-00	19 - 45	6G1-43318-01	27 - 12	6G5-43865-01	30 - 35		43 - 24		34 - 15	6E5-45954-00	34 - 27
67F-42717-00	19 - 25	63P-43376-00	28 - 6	64E-43866-00	29 - 10	60C-44323-40	33 - 29	688-45375-00	34 - 10	6E5-45956-00	34 - 27
68F-42723-10-8D	16 - 27	6BC-43631-00	27 - 10	64E-43867-00	29 - 9		43 - 28	663-45376-00	34 - 9	688-45970-03	34 - 27
67F-42724-00	31 - 2	63D-43691-00	26 - 18	64E-43868-00	30 - 3	6E5-44352-01	33 - 27	6E5-45378-00	33 - 10	688-45972-02	34 - 27
6X4-42725-01	20 - 56	68V-43800-07	29 - 1	64E-43869-00	29 - 27		43 - 27	688-45383-02	33 - 66	688-45974-02	34 - 27
68V-42725-10	19 - 19	64E-43802-00	30 - 8	6H1-4386K-10	30 - 29	6BC-44361-10	34 - 2	688-45384-02	33 - 67	688-45976-01	34 - 27
688-42726-10	19 - 22	64E-43805-01	30 - 37	6E5-43872-00	29 - 13	6BC-44361-30	34 - 2	68V-45501-10	33 - 42	688-45978-60	34 - 27
6H1-42726-21	19 - 22	64E-4380F-00	30 - 33	64E-43873-00	30 - 24	6E5-44365-00	34 - 3	68V-45501-30	33 - 42	63P-45987-00	34 - 22
6G1-42727-00	31 - 6	64E-4380J-00	30 - 30	6E5-43874-01	29 - 22		34 - 20	61A-45527-00	33 - 22	688-45997-01	34 - 23
6X4-42727-00	21 - 18	64E-43810-02	29 - 6	6AW-43875-00	30 - 25	6E5-44366-00	34 - 1	6E5-45536-00	33 - 9	67F-46241-00	6 - 16
6X4-42728-00	21 - 8	64E-43811-02	29 - 7	64E-43879-01	30 - 27	6BL-44391-00	19 - 23	61A-45538-00	33 - 19	6X4-47731-01	20 - 24
6X4-42728-10	20 - 66	6E5-43814-02	29 - 14	64E-43879-11	30 - 26	67F-44514-01	28 - 26	68V-45551-00	33 - 43	703-48129-00	20 - 29
6X4-42735-00	22 - 6	64E-43816-00	30 - 17	64E-4387A-00	30 - 23	67F-44526-00	28 - 29	68V-45560-00	33 - 45		37 - 38
67F-42738-00-8D	19 - 17	64E-43817-00	29 - 5	68V-43880-04	30 - 28	6G5-44526-00	25 - 3	6E5-45567-01	33 - 5	703-48152-00	37 - 58
67F-42741-01-8D	19 - 46	64E-43817-11	30 - 19	64E-43883-00	29 - 12		26 - 3	6E5-45567-10	33 - 5	703-48153-00	37 - 3
6H4-42748-00	19 - 24	6BC-43818-00	27 - 4	64E-4388E-01	29 - 26	67F-44533-00	28 - 31	6E5-45567-20	33 - 5	6X4-48154-00	20 - 18
67F-42756-01	19 - 20		29 - 34	64E-4388E-11	30 - 1	68V-44551-00-8D	28 - 14	6E5-45567-30	33 - 5	703-48189-00	37 - 17
6AH-42794-40	19 - 52	64E-4381G-00	29 - 28	6AW-4388J-00	29 - 3	68V-44553-00-8D	28 - 24	6E5-45567-40	33 - 5	703-48198-00	37 - 14
6AH-42794-50	19 - 53	64E-43820-03	29 - 16	64E-43891-00	30 - 31	61A-44555-01-94	28 - 17	6E5-45567-50	33 - 5	703-48205-A7	36 - 1
67F-42815-00-8D	19 - 5	64E-43821-03	29 - 17	64E-43892-00	30 - 34	61A-44575-00	28 - 16	6E5-45567-60	33 - 5		37 - 1
67F-42816-00-8D	19 - 6	64E-43822-00	29 - 18	6E5-43896-00	30 - 9	68V-45111-11-8D	31 - 20	68V-45571-00	33 - 58	703-48211-02	37 - 62
68V-42818-01	19 - 9	64E-43825-03	29 - 2	64E-43897-00	29 - 25	68V-45111-31-8D	31 - 20	6E5-45576-00	33 - 59	703-48212-00	37 - 59
6X4-42821-00	20 - 30	64E-43827-00	30 - 22	64E-43898-00	29 - 8	67F-45113-00	31 - 28	6L6-45577-00	33 - 63	703-48213-00	37 - 60
67F-42828-00-9S	19 - 7	64E-43828-01	29 - 23	6X4-44100-01	20 - 21		43 - 13	6L6-45577-10	33 - 63	6X4-48215-00	20 - 4

NUMERICAL INDEX  
INDICE NUMERICO

PART NO. CODIGO N°	REF. NO.	PART NO. CODIGO N°	REF. NO.	PART NO. CODIGO N°	REF. NO.	PART NO. CODIGO N°	REF. NO.	PART NO. CODIGO N°	REF. NO.	PART NO. CODIGO N°	REF. NO.
703-48215-00	37 - 43	445-81328-20	12 - 7	6E5-8195C-01	14 - 10	703-82542-00	37 - 64	6Y5-83653-30	38 - 15	90109-06M86	19 - 15
703-48218-00	37 - 65	67F-8132G-01	16 - 1	67F-81960-12	13 - 22	682-82556-00	21 - 6	67H-83672-01	28 - 3		19 - 21
703-48219-00	37 - 30	6D8-81332-00	12 - 15	67F-81971-00	39 - 5		37 - 49	67F-83790-11	39 - 1		19 - 30
703-48221-00	37 - 57	67F-81337-01	12 - 17	6AH-81994-40	12 - 24	67F-82560-00	39 - 4	67F-83792-00	39 - 2		19 - 38
703-48222-00	37 - 27	63D-81345-20	12 - 5	6AH-81994-50	12 - 25	6X4-82563-00	21 - 8	6C5-84301-00	21 - 15		24 - 2
703-48223-00	37 - 28	67F-81673-10	12 - 9	6AH-81995-40	12 - 22	703-82563-02	37 - 56	60C-8431R-01	17 - 4	90109-06M96	19 - 18
703-48225-00	37 - 29	67F-81800-03	18 - 1	6AH-81995-50	12 - 23	63D-82563-10	16 - 27	72X-85075-L0	30 - 21	90109-12007	28 - 28
703-48226-00	37 - 26	69J-81801-00	18 - 5	6AG-81996-00	12 - 26	69W-82575-00	21 - 5	6X4-85415-00	21 - 20	90109-14007	28 - 21
703-48227-00	37 - 24	67F-81807-00	18 - 10	67F-82105-00	14 - 2	688-82575-01	37 - 48	67F-85510-01	12 - 4	90110-12M00	26 - 31
703-48232-00	37 - 63	67F-81808-00	18 - 8		15 - 2	676-82577-01	21 - 2	663-85518-00	24 - 27	90116-10175	22 - 2
703-48234-00	37 - 18	67F-81809-00	18 - 19	67F-82116-00	14 - 15		37 - 45	67F-85540-03	13 - 1		28 - 34
703-48235-00	37 - 4	67F-81810-00	18 - 3	6Y5-82117-00	38 - 14	689-8257Y-00	21 - 7	689-85547-00	10 - 1	90119-06M10	33 - 16
703-48236-00	37 - 16	67F-81813-00	18 - 6	6G5-82119-00	14 - 14	68F-82582-00	18 - 28	67F-85550-00	12 - 1	90119-06M59	13 - 4
703-48238-00	37 - 22	68F-81820-00	18 - 7	682-82119-01	14 - 1	6X4-82586-20	21 - 10	67F-85560-01	12 - 2	90119-06M79	5 - 27
703-48243-00	37 - 15	67F-81821-00	18 - 13		15 - 1	6E5-82587-00	16 - 28	67F-85570-00	13 - 5	90119-06M82	7 - 19
703-48244-00	37 - 21	6K7-81826-11	18 - 24	6E5-82148-00	25 - 6	67F-82588-00	14 - 31	67F-85580-00	12 - 3	90119-06M83	10 - 29
703-48245-00	37 - 11	69J-81828-00	18 - 25		25 - 10		15 - 23	68V-85753-00	16 - 6	90119-06M92	12 - 20
703-48246-00	37 - 23	67F-81830-00	18 - 17		26 - 7	6E5-82588-00	19 - 27		41 - 7	90119-06MA2	3 - 34
701-48248-00	37 - 13	67F-81832-00	18 - 11	66K-82149-00	25 - 24		39 - 17	67F-85757-00	16 - 5	90119-06MA4	3 - 18
703-48252-00	37 - 12	67F-81836-00	18 - 12	68V-82149-30	25 - 24	688-8258A-10	14 - 38	67F-85790-00	16 - 4	90119-07234	5 - 7
6X4-48261-00	20 - 27	6C5-81839-00	18 - 21		26 - 20	688-8258A-20	37 - 50	61A-85885-00	16 - 13	90119-07235	5 - 5
703-48261-01	37 - 2	67F-8183R-00	18 - 15	1E6-82151-00	38 - 13	60C-82590-00	15 - 15	6Y5-87122-S0	38 - 11	90119-08091	28 - 27
703-48264-00	37 - 6	60V-8183T-00	18 - 18		38 - 13	60C-82590-10	14 - 24	66T-87149-00	14 - 13	90119-08M14	33 - 32
703-48265-00	37 - 9	69J-81840-00	18 - 4	67F-82151-00	14 - 25	703-82591-00	37 - 54	K1C-A3275-00	4 - 8		43 - 31
703-48268-00	37 - 5	67F-81841-00	18 - 14		15 - 16	703-82592-00	37 - 55	K0A-A3721-00	6 - 7	90119-08M22	19 - 2
703-48271-00	37 - 61	60X-81842-00	18 - 20	67F-82151-10	14 - 26	703-82594-00	37 - 25	K0A-A3722-00	6 - 8	90119-08M58	31 - 1
703-48281-00	37 - 31	67F-81846-00	18 - 26		15 - 17	6X4-83383-00	21 - 11	60C-W0001-04	41 - 1	90119-08M59	7 - 21
703-48282-00	37 - 32	67F-81850-00	18 - 2	67F-8215B-00	14 - 27	703-83383-B0	37 - 52	68V-W0001-21	43 - 1	90119-08M66	3 - 5
703-48284-00	37 - 53	67F-81857-00	18 - 9		15 - 18	6X4-83386-00	21 - 12	60C-W0078-00	1 - 14	90119-08M74	23 - 2
701-48287-00	37 - 42	6C5-81869-00	18 - 23	68V-82317-00	13 - 2	6Y5-83504-22	17 - 1		43 - 23	90119-08M91	5 - 17
703-48291-10	37 - 39	67F-81891-00	18 - 16	67F-82341-00	13 - 13	6Y5-8350T-91	38 - 1	67F-W0093-02	42 - 1	90119-10050	6 - 14
703-48293-10	37 - 41	60C-81916-01	15 - 27	67F-82342-00	13 - 14	6Y5-83533-T2	38 - 9	67F-W009A-25-9S	5 - 1	90119-10M08	31 - 21
67G-48321-20	20 - 35	67F-81916-02	14 - 35	67F-82343-00	13 - 17	6Y5-83553-00	38 - 12	60C-W009B-08-9S	3 - 1	90119-10M72	6 - 21
663-48344-00	24 - 3	60V-81925-00	18 - 27	67F-82344-00	13 - 18	6Y5-83553-M0	38 - 12	60C-W1164-20	4 - 7	90119-10M88	3 - 4
	24 - 24	67F-81930-00	39 - 3	67F-82361-00	13 - 15	6G5-83557-00	22 - 5	60C-W1164-30	4 - 7	90119-10M89	34 - 8
703-48345-01	37 - 19	67F-81941-02	18 - 22		13 - 19	6Y5-83557-10	38 - 16	90101-06057	27 - 11	90152-05007	20 - 10
701-48350-10	36 - 2	67F-81942-00	14 - 22		13 - 21	6E5-83558-00	34 - 18	90101-12014	20 - 58	90152-05M07	34 - 13
703-48358-00	37 - 20		15 - 13	67F-82362-00	13 - 16	6E5-83558-10	33 - 12	90101-12M05	25 - 38	90152-06M01	27 - 13
68V-48511-01	28 - 33	6X4-81942-01	21 - 21		13 - 20	6Y5-8355X-T1	38 - 5		26 - 34	90155-10005	5 - 16
63D-48538-00	20 - 40	67F-81948-01	14 - 19	68V-82504-00	16 - 26		38 - 10	90105-06M07	3 - 38	90159-05059	28 - 2
	20 - 46		15 - 10	6X4-82510-11	21 - 1	6Y5-83570-S6	38 - 6		5 - 11	90159-06M28	19 - 48
67F-48538-00	24 - 1	6G1-8194A-10	14 - 3	703-82510-13	37 - 44	6H4-83589-00	21 - 19	90105-10M00	34 - 16	90159-06M29	14 - 36
6X4-48538-00	20 - 36		15 - 3	6X4-82510-21	21 - 1	67F-83614-00	16 - 29	90109-06M80	19 - 49		15 - 28
6X4-48538-10	20 - 43	6G1-81952-00	14 - 6	703-82531-00	37 - 47	67F-83626-00	14 - 37	90109-06M81	19 - 28	90167-05009	17 - 2
6E5-61350-02	35 - 1		15 - 6	703-82532-00	21 - 3		15 - 30		39 - 18	90167-06002	19 - 33
6E5-61351-01	35 - 2	67F-81953-00	14 - 16		37 - 46	67F-83635-00	16 - 19	90109-06M82	19 - 8	90170-06M30	14 - 4
6E5-61355-00	35 - 5	67F-81953-10	15 - 7	6X4-82540-00	20 - 28	6X4-83653-00	21 - 14		19 - 38		14 - 8
66T-81328-00	12 - 8	6E5-8195B-01	14 - 7	703-82540-00	37 - 51	6Y5-83653-20	38 - 15	90109-06M86	16 - 30		14 - 11



NUMERICAL INDEX  
INDICE NUMERICO

PART NO. CODIGO N°	REF. NO.	PART NO. CODIGO N°	REF. NO.	PART NO. CODIGO N°	REF. NO.	PART NO. CODIGO N°	REF. NO.	PART NO. CODIGO N°	REF. NO.	PART NO. CODIGO N°	REF. NO.
90170-06M30	15 - 4	90204-06M00	15 - 5	90430-06014	7 - 8	90465-11M10	17 - 5	90506-16M39	6 - 18	92995-06600	14 - 30
90170-16M01	33 - 44	90206-10M04	24 - 47	90430-06M03	3 - 39		19 - 44	90560-12M01	35 - 4		14 - 33
90170-40008	6 - 23	90206-12M00	24 - 30		5 - 12		25 - 20	91490-20010	20 - 11		15 - 9
90171-18M04	34 - 25	90206-12M22	20 - 60	90430-08020	1 - 12		28 - 5		20 - 20		15 - 12
90179-06M24	2 - 11	90206-15M18	19 - 11		33 - 8		34 - 19	91490-20015	24 - 18		15 - 22
90179-24002	12 - 14	90206-22M19	33 - 21		43 - 2		38 - 17	91490-40030	34 - 26		15 - 25
90185-05002	34 - 14	90249-06M19	25 - 31	90430-14115	3 - 7		39 - 11	91690-30018	24 - 28		16 - 3
90185-08057	23 - 14		26 - 27		41 - 5		39 - 15	91690-30020	25 - 33		16 - 8
90185-09M01	35 - 6	90250-08M07	33 - 53	90430-14M09	1 - 11		40 - 6		26 - 29		16 - 11
90185-10051	22 - 3	90280-04008	6 - 24		32 - 4	90465-11M59	3 - 42	91690-50014	7 - 10		20 - 34
	28 - 35	90280-04M05	33 - 28		43 - 20		7 - 13	91809-08006	5 - 6		22 - 10
90185-10M14	23 - 9		43 - 32	90445-076K2	34 - 17		9 - 13	92903-08100	18 - 34		24 - 7
90185-12M12	20 - 65	90280-05015	12 - 12	90445-07ME8	33 - 11	90465-12M03	7 - 15	92903-08600	18 - 30		24 - 34
	26 - 33	90282-04010	33 - 65	90445-07ME9	33 - 11	90465-13M11	14 - 34		18 - 32		24 - 37
	28 - 32	90338-11007	19 - 26	90445-10016	3 - 27		15 - 26	92907-04600	5 - 21		25 - 5
90185-22M11	25 - 19	90340-08002	33 - 6	90445-10024	3 - 19	90465-13M18	19 - 39	92990-04100	38 - 3		25 - 8
	26 - 16	90340-14M06	3 - 6	90445-10M16	9 - 18	90465-13M24	22 - 11		38 - 7		25 - 12
90201-05M03	16 - 22		32 - 3	90445-10MG6	9 - 19	90465-13M30	22 - 12	92990-06100	2 - 3		26 - 5
90201-06068	19 - 12	90344-51019	5 - 4	90445-10MG7	9 - 20	90465-13M36	39 - 9	92990-08600	37 - 34		26 - 9
	24 - 29	90386-06M12	24 - 12	90445-11M49	39 - 12	90465-13M60	39 - 7	92990-12200	20 - 59		31 - 10
90201-06M31	24 - 46	90386-08032	20 - 16	90445-13M01	11 - 2	90465-13M97	15 - 19		26 - 32		31 - 14
90201-08M01	23 - 3	90386-10M16	25 - 29	90445-13M27	10 - 4		15 - 29	92990-12600	20 - 64	92995-08600	20 - 32
90201-09M02	24 - 17		26 - 25	90445-13M35	11 - 4		17 - 6		24 - 31		23 - 13
90201-10060	27 - 2	90386-12003	20 - 63	90445-15M03	6 - 19	90467-10M04	39 - 16	92990-18200	34 - 24		25 - 16
	29 - 32	90386-12069	24 - 32	90445-16M07	9 - 21	90467-20M15	3 - 43	92995-05100	16 - 24		26 - 13
90201-10M02	24 - 45	90386-15M73	19 - 10	90447-22007	22 - 4		7 - 14	92995-05600	16 - 15		33 - 41
90201-10M20	35 - 7	90386-22M98	25 - 36	90462-06018	19 - 34	90468-10005	20 - 41		16 - 25	92995-10600	28 - 8
90201-10M76	23 - 10		27 - 6	90462-10060	3 - 21		20 - 47	92995-06100	13 - 8		34 - 7
90201-12035	20 - 62		27 - 8	90464-08M07	21 - 4	90468-18008	24 - 4		13 - 24	92995-14600	28 - 23
90201-12426	25 - 40		29 - 35	90464-09M42	20 - 38		24 - 10		13 - 27	93101-28M16	33 - 34
	26 - 36	90386-25M31	25 - 17	90464-09M47	16 - 16		24 - 13		14 - 29		43 - 8
90201-12M09	28 - 30		26 - 14		16 - 31		24 - 25		15 - 21	93101-30M17	33 - 61
90201-13M01	25 - 39	90386-26MA3	20 - 53	90464-10010	3 - 24	90480-01008	17 - 3		19 - 36		43 - 10
	26 - 35	90386-38M32	28 - 12	90464-10M57	9 - 22	90480-10M23	16 - 21	92995-06200	19 - 37	93101-48001	4 - 3
90201-15M58	28 - 20	90386-90M90	24 - 16	90465-06M86	13 - 10	90480-12072	5 - 22	92995-06600	2 - 7		41 - 10
90201-16M55	28 - 19	90387-05M00	16 - 20		16 - 9	90480-12314	3 - 11		3 - 10	93102-08M43	30 - 36
90201-22M01	33 - 20	90387-06119	13 - 3	90465-08028	39 - 8	90480-13M24	19 - 50		3 - 23	93102-38008	6 - 15
90201-24014	12 - 13	90387-06263	32 - 10	90465-08M23	19 - 29	90480-15M31	12 - 19		5 - 25		41 - 4
90201-26M59	25 - 18	90387-06M43	19 - 51	90465-08M63	25 - 22	90480-20M05	3 - 31		5 - 32	93102-48008	4 - 2
	26 - 15	90387-06M71	12 - 18	90465-08M83	9 - 23	90480-22M15	19 - 3		7 - 17		41 - 9
90201-30M92	33 - 64	90387-06M82	24 - 43	90465-11M10	3 - 20	90501-10326	8 - 42		9 - 25	93106-09014	33 - 15
90201-38M60	28 - 10	90387-08M37	19 - 4		3 - 28	90501-12082	24 - 22		10 - 14		43 - 4
90202-07M07	24 - 9	90387-10M05	25 - 32		3 - 47	90501-16M11	3 - 30		13 - 9	93210-04228	8 - 30
90202-32M19	28 - 18		26 - 28		10 - 3	90501-16M37	33 - 49		13 - 12		42 - 12
90202-40M47	28 - 13	90387-10M61	35 - 3		10 - 10	90501-23215	20 - 14		13 - 25	93210-04230	8 - 23
90204-06M00	14 - 5	90387-12M02	20 - 61		10 - 27	90506-14M24	25 - 34		13 - 28		42 - 6
	14 - 9	90387-22018	27 - 5		16 - 12		26 - 30		14 - 18	93210-08287	11 - 7
	14 - 12	90401-20007	3 - 46		16 - 17	90506-16M34	19 - 16		14 - 21		11 - 10

NUMERICAL INDEX  
INDICE NUMERICO

PART NO. CODIGO N°	REF. NO.	PART NO. CODIGO N°	REF. NO.	PART NO. CODIGO N°	REF. NO.	PART NO. CODIGO N°	REF. NO.	PART NO. CODIGO N°	REF. NO.	PART NO. CODIGO N°	REF. NO.
93210-09165	24 - 15	93606-12019	32 - 6	97095-06012	24 - 33	97780-60620	21 - 17				
	43 - 17		33 - 31	97095-06014	20 - 39	97780-60920	20 - 51				
93210-10M74	29 - 4		43 - 30		20 - 45	97803-04010	8 - 8				
93210-16275	35 - 9	93606-19M23	31 - 15		21 - 13	97885-05010	16 - 14				
93210-19MJ1	32 - 26	93608-12M05	34 - 5	97095-06016	10 - 13	97885-05025	16 - 23				
	43 - 12	93608-16M16	31 - 5		13 - 26	97885-06012	25 - 11				
93210-24M79	5 - 34		31 - 22		14 - 17		26 - 8				
	41 - 2	93700-06M03	20 - 3		14 - 20	97980-04114	8 - 10				
93210-30682	10 - 28		25 - 13		14 - 28		42 - 3				
	41 - 14		25 - 23		15 - 8	97980-06216	21 - 9				
93210-32738	1 - 8		26 - 10		15 - 11		31 - 26				
	10 - 8		26 - 19		15 - 20	97985-06210	12 - 16				
93210-37160	33 - 26	94702-00391	1 - 6		16 - 2	97985-06216	20 - 55				
	43 - 6		5 - 35		16 - 7		28 - 4				
	43 - 26	95333-08600	18 - 33		19 - 13	98507-04008	5 - 20				
93210-37MH7	28 - 11	95380-04600	38 - 4		22 - 9	98580-04006	37 - 36				
93210-40M10	7 - 5		38 - 8	97095-06020	3 - 9	98580-04008	8 - 28				
	42 - 18	95380-05600	24 - 40		13 - 7	98580-04010	37 - 35				
93210-41MJ2	7 - 20		37 - 7	97095-06025	5 - 31	98580-05010	37 - 37				
	41 - 13	95380-06600	2 - 4		13 - 23	98780-04016	3 - 14				
93210-55M14	33 - 38		19 - 47		24 - 36	99001-08600	33 - 18				
	43 - 9		20 - 19	97095-06030	5 - 24	99530-08012	12 - 10				
93210-58144	33 - 14		37 - 40		20 - 33	99530-14016	5 - 15				
	43 - 3	95380-08600	10 - 12		25 - 4	9E450-04533	38 - 2				
93210-86M38	33 - 25	95380-12600	25 - 41		26 - 4						
	43 - 5		26 - 37	97095-06035	24 - 44						
	43 - 25	95380-14600	28 - 22	97095-06040	24 - 6						
93210-86M39	33 - 62	95780-10300	28 - 7	97095-08020	25 - 15						
	43 - 11	95812-06025	32 - 9		26 - 12						
93306-208U0	33 - 57	95895-06010	31 - 29	97095-08025	23 - 12						
93315-425U7	33 - 46	97013-08016	18 - 31		33 - 40						
93315-430U8	33 - 60	97013-08045	18 - 29	97095-08040	20 - 31						
93315-628U9	33 - 3	97075-06030	31 - 13	97380-05025	37 - 8						
93317-330U2	33 - 35	97075-06070	31 - 9	97380-08030	37 - 33						
93332-000U7	33 - 4	97075-10045	34 - 6	97575-06525	24 - 20						
93341-930V2	33 - 37	97095-06008	19 - 35		32 - 5						
93410-22M11	25 - 37	97095-06010	7 - 7	97575-08535	7 - 9						
	27 - 9		25 - 7	97575-08540	3 - 40						
93410-37M04	28 - 15		25 - 26		5 - 13						
93420-36M01	31 - 24		26 - 22		31 - 4						
93430-06024	37 - 10	97095-06012	2 - 6	97575-10530	27 - 3						
93501-04M02	24 - 21		3 - 22		29 - 33						
93503-16003	33 - 52		7 - 16	97575-10540	28 - 25						
93507-32009	33 - 50		9 - 24	97595-06545	32 - 24						
93511-32017	33 - 51		13 - 11	97595-06630	12 - 11						
93604-12M07	32 - 25		14 - 32		13 - 6						
93605-10108	6 - 12		15 - 24	97607-04110	12 - 6						
93606-12019	3 - 3		16 - 10	97607-04310	30 - 32						