



**PARTS
CATALOGUE
CATALOGO
DE REPUESTOS**

F200BET'07 (6S12)

FL200BET'07 (6S22)

F200BET/FL200BET
PARTS CATALOGUE
©2006 by Yamaha Motor Co., Ltd.
1st edition, August 2006
All rights reserved.
Any reprinting or unauthorized use
without the written permission of
Yamaha Motor Co., Ltd.
is expressly prohibited.
Printed in Japan.

F200BET/FL200BET
CATALOGO DE REPUESTOS
©2006 por Yamaha Motor Co., Ltd.
1ª edición, agosto 2006
Todos los derechos reservados.
Toda reproducción o uso no autorizado
sin el consentimiento escrito de
Yamaha Motor Co., Ltd.
quedan expresamente prohibidos
Impreso en Japón.

FOREWORD

This Parts Catalogue is related to the parts for the model(s) on the cover page. When you are ordering replacement parts, please refer to this Parts Catalogue and quote both part numbers and part names correctly.

1. Modifications or additions which have been made after the issue of the Parts Catalogue will be announced in the Parts News.
It is advisable that you make the necessary corrections to the Parts Catalogue according to the Parts News.

2. Abbreviations

The following abbreviations are used in this Parts Catalogue.

“UR” Use specified parts number.

“UN” Use as many as needed.

“AP” Alternate Parts

“LM” Locally Made (Parts need to be ordered locally)

“F#” Frame No. (Applicable machine No.)

“O/S” Over Size

3. The number of components for assembly

- Parts, which are to be supplied in an assembly, are listed with a dot (.) in front of the part name as shown below.
- The numeral appearing to the right of each component part indicates the quantity of parts for each assembly unit.

PART NO.	DESCRIPTION	Q'TY	REMARKS
2F5-83310-60	FRONT FLASHER LIGHT ASSY	2	
115-83311-60	.BULB (6V-18W)	1	

4. Applicable colours of graphics are represented in the “REMARKS” as shown below.

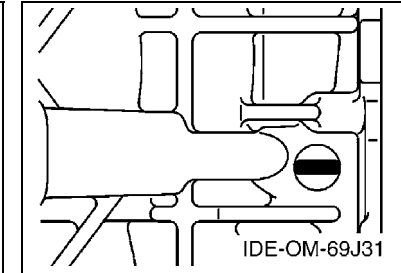
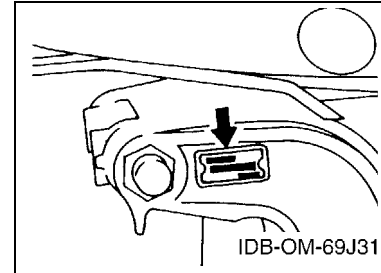
PART NO.	DESCRIPTION	Q'TY	REMARKS
2N4-24110-00-X5	FUEL TANK COMP.	2	MXR
3J1-24240-10	.GRAPHIC, FUEL TANK	1	FOR MXR

5. Note that the illustrations for reference in finding parts numbers are not to be used for assembling. When assembling, please use the applicable service manual.

6. The asterisk (*) before a reference number indicates modified items after the first edition.

7. Applicable Serial No.

Engine Serial No.



8. Applicable Engine Starting Serial No.

Model	Serial No.	Model	Serial No.
F200B	6S1-1000308	FL200B	6S2-1000187

9. Applicable Colour Code

Abbreviation	Colour Name	Colour Code
DBN1	DARK BLUISH GRAY 1	008D

10. Quantity Column Information

Column No.	Name Of Q'ty Column	Applicable Model
1	6S12	F200BET
2	6S22	FL200BET

PROLOGO

Este catálogo de repuestos corresponde a las piezas para el o los modelos que figuran en la página de portada. Al formular el pedido de repuestos, se ruega citar este catálogo y especificar correctamente el número y el nombre de las piezas.

- Las modificaciones y agregados que se hayan realizado después de la edición de este Catálogo de Repuestos, serán anunciados en las Informaciones de Recambios. Es recomendable que se hagan las correcciones necesarias en el Catálogo de Repuestos de acuerdo con las Informaciones de Recambios.

2. Abreviaciones

En este. Catálogo de Repuestos se emplean las siguientes abreviaciones.

“UR” Usar el número de partes especificado

“UN” Usar la cantidad necesaria

“AP” Piezas sustitutivas

“LM” Fabricación local (Hay que pedir los repuestos en las cercanías)

“F#” N° de bastidor (N° aplicable a la máquina)

“O/S” Sobredimensionado

3. La cantidad de componentes para el montaje

- Los componentes, suministrados como conjunto, se describen con un punto (.) que precede al nombre del parte como se indica a continuación.
- La numeración que aparece a la derecha de cada descripción indica la cantidad de partes por cada unidad de conjunto.

CODIGO N°	DESCRIPCION	CANT.	OBSERVACIONES
2F5-83310-60	ENSAMBLAJE DE LA LUZ	2	
115-83311-60	.BOMBILLA (6V-18W)	1	

4. Los colores de los componentes se indican como sigue en la columna de “OBSERVACIONES”.

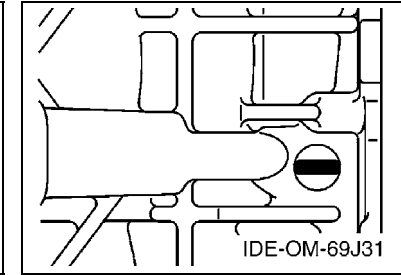
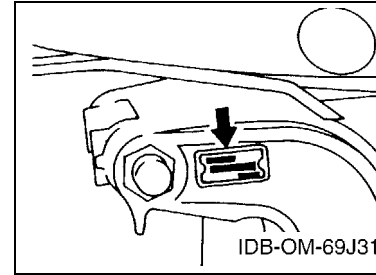
CODIGO N°	DESCRIPCION	CANT.	OBSERVACIONES
2N4-24110-00-X5	COMP. DEL TANQUE	2	MXR
3J1-24240-10	.GRAFICO, DEL TANQUE	1	PARA MXR

- Debe tenerse en cuenta que las ilustraciones sirven como guía para la búsqueda de los números de partes y no deben usarse para el montaje. Durante el montaje, se recomienda usar el manual de taller correspondiente.

- EL asterisco (*) antes del número de referencia indica los elementos modificados después de la primera edición.

7. Números de serie

N° de Serie del motor



8. Números de serie del motor

Modelo	N° de serie	Modelo	N° de serie
F200B	6S1-1000308	FL200B	6S2-1000187

9. Códigos de color aplicables

Abreviatura	Nombre de color	Código de color
DBN1	DARK BLUISH GRAY 1	008D

10. Información para la columna de cantidades

Columna N°	Nombre de la columna de cantidades	Modelo aplicable
1	6S12	F200BET
2	6S22	FL200BET

CONTENTS

SHEET1/2

TOP COWLING	A4
CYLINDER & CRANKCASE 1	A5
CRANKSHAFT & PISTON	B1
CYLINDER & CRANKCASE 2	B2
CYLINDER & CRANKCASE 3	B4
VALVE	B5
INTAKE 1	C1
INTAKE 2	C3
THROTTLE BODY ASSY 1	C4
THROTTLE BODY ASSY 2	C6
THROTTLE BODY ASSY 3	D1
FUEL INJECTION PUMP 1	D3
FUEL INJECTION PUMP 2	D5
FUEL 1	D6
FUEL 2	D7
GENERATOR	E1
ELECTRICAL 1	E3
ELECTRICAL 2	E5
ELECTRICAL 3	E7
STARTING MOTOR	F1
BOTTOM COWLING 1	F3
BOTTOM COWLING 2	F6
CONTROL 1	F7

INDEX

NUMERICAL INDEX	G1
-----------------------	----

SHEET2/2

CONTROL 1	A4*
CONTROL 2	A5*
CONTROL 3	A7*
BRACKET 1	B1*
BRACKET 2	B3*
POWER TRIM & TILT ASSY 1	B5*
POWER TRIM & TILT ASSY 2	C1*
UPPER CASING	C2*
OIL PAN	C5*
LOWER CASING & DRIVE 1	C6*
LOWER CASING & DRIVE 2	D3*
LOWER CASING & DRIVE 3	D5*
LOWER CASING & DRIVE 4	E2*
FUEL TANK	E4*
STEERING GUIDE	E5*
REMOTE CONTROL BOX	E6*
METER	E7*
SWITCH & PANEL 1	F2*
SWITCH & PANEL 2	F3*
REPAIR KIT 1	F4*
REPAIR KIT 2	F5*

INDEX

NUMERICAL INDEX	G1*
-----------------------	-----

CONTENIDO

PAGINA1/2

SOPORTE SUPERIOR	A4
CILINDRO & CARTER 1	A5
CIGUENAL & PISTON	B1
CILINDRO & CARTER 2	B2
CILINDRO & CARTER 3	B4
VALVULA	B5
ADMISION 1	C1
ADMISION 2	C3
CAJA DE ACELERADOR COMPL 1	C4
CAJA DE ACELERADOR COMPL 2	C6
CAJA DE ACELERADOR COMPL 3	D1
BOMBA DE INYECTOR 1	D3
BOMBA DE INYECTOR 2	D5
COMBUSTIBLE 1	D6
COMBUSTIBLE 2	D7
GENERADOR	E1
EQUIPO ELECTRICO 1	E3
EQUIPO ELECTRICO 2	E5
EQUIPO ELECTRICO 3	E7
MOTOR DE ARRANQUE	F1
CUBIERTA INFERIOR 1	F3
CUBIERTA INFERIOR 2	F6
CONTROL 1	F7

INDICE

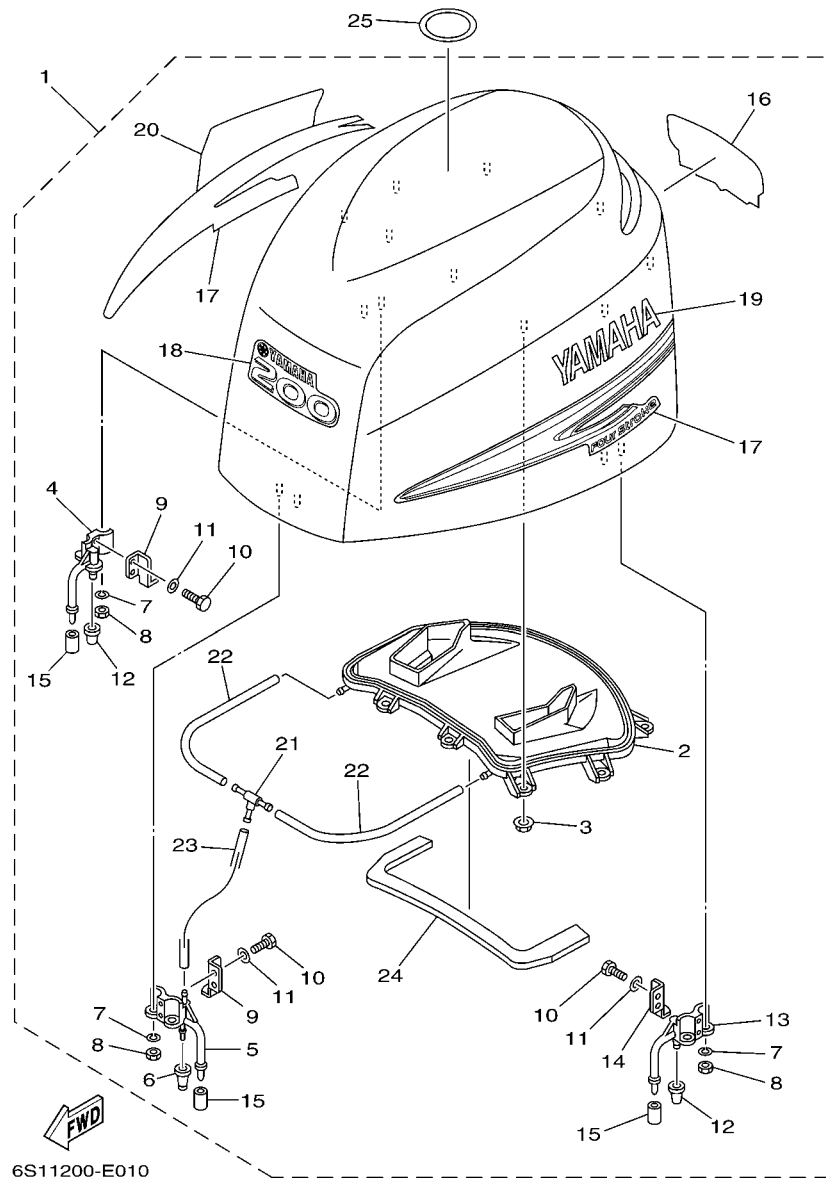
INDICE NUMERICO	G1
-----------------------	----

PAGINA2/2

CONTROL 1	A4*
CONTROL 2	A5*
CONTROL 3	A7*
SOPORTE 1	B1*
SOPORTE 2	B3*
COMPONER Y PODER VARILLA 1	B5*
COMPONER Y PODER VARILLA 2	C1*
FUNDA SUPERIOR	C2*
OIL PAN	C5*
IMPULSOR E INFERIOR 1	C6*
IMPULSOR E INFERIOR 2	D3*
IMPULSOR E INFERIOR 3	D5*
IMPULSOR E INFERIOR 4	E2*
DEPOSITO DE COMBUSTIBLE	E4*
DIRECCIONGUIAR	E5*
CONTROL REMOTO COMPLETO	E6*
MEDIDOR	E7*
PANEL DE INTERRUPTOR 1	F2*
PANEL DE INTERRUPTOR 2	F3*
ESTUCHE REPARATION 1	F4*
ESTUCHE REPARATION 2	F5*

INDICE

INDICE NUMERICO	G1*
-----------------------	-----



6S11200-E010

FIG. 1 TOP COWLING

SOPORTE SUPERIOR

REF. NO.	PART NO. CODIGO Nº	DESCRIPTION DESCRIPCION	6S12	6S22			REMARKS OBSERVACIONES
1	60L-42610-01-8D	TOP COWLING ASSY SOPORTE SUPERIOR COMPL.	1	1			
2	69J-42613-00	.MOLDING, AIR DUCT .MOLDURA CONDUCTO AIRE	1	1			
3	90179-06M28	.NUT .TUERCA	9	9			
4	68F-42647-01-94	.HOLDER, CLAMP BAND .MORDAZA DE ABRAZADERA	1	1			
5	69J-42647-00-94	.HOLDER, CLAMP BAND .MORDAZA DE ABRAZADERA	1	1			
6	69J-42663-00	.DAMPER .AMORTIGUADOR 2	1	1			
7	92990-06100	.WASHER, SPRING .ARANDELA PLANA	6	6			
8	95380-06600	.NUT, HEXAGON .TUERCA	6	6			
9	68F-42651-00	.HOOK .GANCHO	2	2			
10	97095-06016	.BOLT .PERNO	6	6			
11	92995-06600	.WASHER .ARANDELA	6	6			
12	68F-42663-00	.DAMPER .AMORTIGUADOR 2	2	2			
13	68F-42648-01-94	.HOLDER, CLAMP BAND .MORDAZA DE ABRAZADERA	1	1			
14	67F-42652-00	.HOOK .GANCHO	1	1			
15	67F-13448-00	.CAP .TAPA	3	3			
16	60L-42678-00	.GRAPHIC, REAR .CALCAMONIA TRASERA	1	1			
17	69J-W0070-00	.GRAPHIC SET JUEGO DE EMBLEMA	1	1			
18	60L-42677-00	.GRAPHIC, FRONT .CALCAMONIA FRONTAL	1	1			
19	69J-42681-00	.MARK, COWLING .MARCA DE CUBIERTA	1	1			
20	69J-42682-00	.MARK, COWLING .MARCA DE CUBIERTA	1	1			
21	69J-24378-00	.PIPE, JOINT 4 .TUBO DE UNION 4	1	1			
22	90445-11020	.HOSE (L400) .TUBO (L400)	2	2			
23	90445-11021	.HOSE (L310) .TUBO (L310)	1	1			
24	69J-42617-00	.DAMPER, FORM .HULE DE FORMA	1	1			
25	67F-13434-03	.LABEL, CAUTION ETIQUETA DE PRECAUCION	1	1			

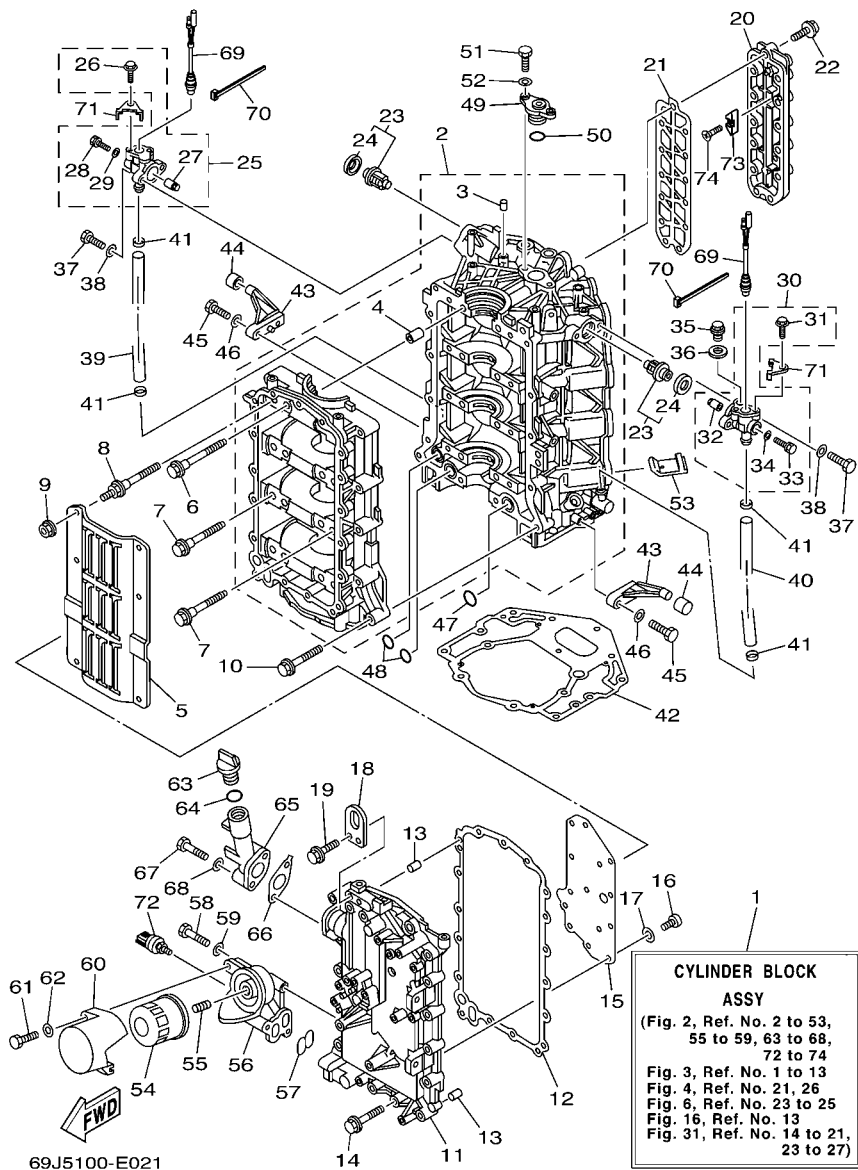


FIG. 2 CYLINDER & CRANKCASE 1 CILINDRO & CARTER 1

REF. NO.	PART NO. CODIGO Nº	DESCRIPTION DESCRIPCION	6S12	6S22	REMARKS OBSERVACIONES
1	6S1-W009B-00-1S	CYLINDER BLOCK ASSY CILINDRO BLOQUE COMPLETO	1	1	
2	69J-15100-11-1S	CRANKCASE ASSY CARTER COMPLETO	1	1	
3	93606-12019	.PIN, DOWEL .PASADOR DE CLAVIJA	1	1	
4	91814-18001	.PIN, DOWEL .PASADOR DE CLAVIJA	8	8	
5	69J-15123-00	PLATE, BAFFLE 1 PLACA DEFLECTORA 1	1	1	
6	69J-15187-00	BOLT PERNO	8	8	
7	69J-15481-00	BOLT 1 PERNO 1	2	2	
8	69J-15482-00	BOLT 2 PERNO 2	6	6	
9	95707-06500	NUT, FLANGE TUERCA DE BRIDA	6	6	
10	90119-08M66	BOLT, WITH WASHER TORNILLO CON ARANDELA	13	13	
11	69J-15411-00-94	COVER, CRANKCASE 1 CUBIERTA DE CARTER 1	1	1	
12	69J-15451-00	GASKET, CRANKCASE COVER 1 EMPAQ DE CUBIERTA DE CARTER	1	1	
13	93606-12019	PIN, DOWEL PASADOR DE CLAVIJA	2	2	
14	90119-08009	BOLT, WITH WASHER TORNILLO CON ARANDELA	17	17	
15	69J-11168-00	COVER, BREATHER CUBIERTA RESPIRADERO	1	1	
16	98507-04008	SCREW, PAN HEAD TORNILLO DE CABEZA CON PLANA	14	14	
17	92907-04600	WASHER ARANDELA	14	14	
18	69J-11119-00	HANGER, ENGINE SOPORTE DEL MOTOR	1	1	
19	90119-06MA2	BOLT, WITH WASHER TORNILLO CON ARANDELA	2	2	
20	69J-1131C-01-1S	COVER, JOINT CUBIERTA DE UNION	1	1	
21	6S1-1131B-00	GASKET, COVER EMPAQUE DE CUBIERTA	1	1	
22	90119-06MA4	BOLT, WITH WASHER TORNILLO CON ARANDELA	13	13	
23	67F-12411-01	THERMOSTAT TERMOSTAT	2	2	
24	67F-12412-00	.SEAL, THERMOSTAT .SELLO TERMOSTATO	1	1	
25	6P2-1240H-00-1S	ANODE ASSY ANODO COMPLET	1	1	
26	90109-06M80	.BOLT .PERNO	2	2	
27	6P3-11325-00	.ANODE .ANODO	1	1	

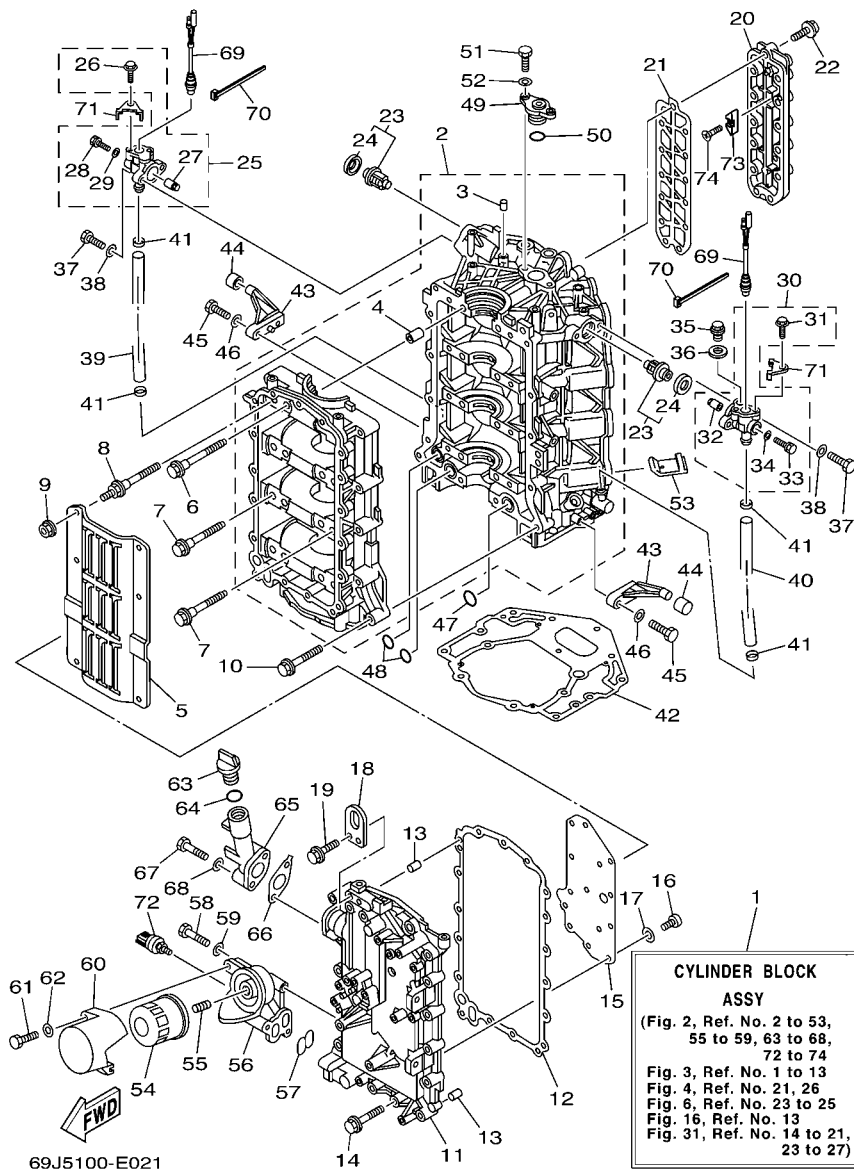


FIG. 2 CYLINDER & CRANKCASE 1 CILINDRO & CARTER 1

REF. NO.	PART NO. CODIGO Nº	DESCRIPTION DESCRIPCION	6S12	6S22	REMARKS OBSERVACIONES
28	90105-05012	.BOLT, FLANGE .TORNILLO	1	1	
29	90430-05002	.GASKET .JUNTA	1	1	
30	6P3-1240H-00-1S	ANODE ASSY ANODO COMPLET	1	1	
31	90109-06M80	.BOLT .PERNO	2	2	
32	6P3-11325-00	.ANODE .ANODO	1	1	
33	90105-05012	.BOLT, FLANGE .TORNILLO	1	1	
34	90430-05002	.GASKET .JUNTA	1	1	
35	90340-14M06	PLUG, STRAIGHT SCREW TORNILLO, DE DRENAJE	1	1	
36	90430-14115	GASKET JUNTA	1	1	
37	97095-06025	BOLT PERNO	4	4	
38	92995-06600	WASHER ARANDELA	4	4	
39	69J-1243A-00	HOSE 1 TUBO 1	1	1	
40	69J-1243E-00	HOSE 2 TUBO 2	1	1	
41	90465-11M10	CLAMP BRIDA	4	4	
42	69J-11351-11	GASKET, CYLINDER JUNTA, DE CILINDRO	1	1	
43	67F-42761-00-94	STOPPER RETEN 1	2	2	
44	68F-44533-00	DAMPER, UPPER MOUNT RUBBER AMORTIGUADOR SUPERIOR	2	2	
45	97095-06025	BOLT PERNO	4	4	
46	92995-06600	WASHER ARANDELA	4	4	
47	93210-25552	O-RING ANILLO O	1	1	
48	93210-19MJ1	O-RING ANILLO O	2	2	
49	69J-11313-00-94	PLUG, BLIND TAPON CIEGO	1	1	
50	93210-25647	O-RING ANILLO O	1	1	
51	97095-06020	BOLT PERNO	2	2	
52	92995-06600	WASHER ARANDELA	2	2	
53	69J-14664-00	GROMMET, WATER SHUT TAPON	2	2	
54	69J-13440-00	ELEMENT ASSY, OIL CLEANER ELEMENTO FILTRO DE ACEITE	1	1	

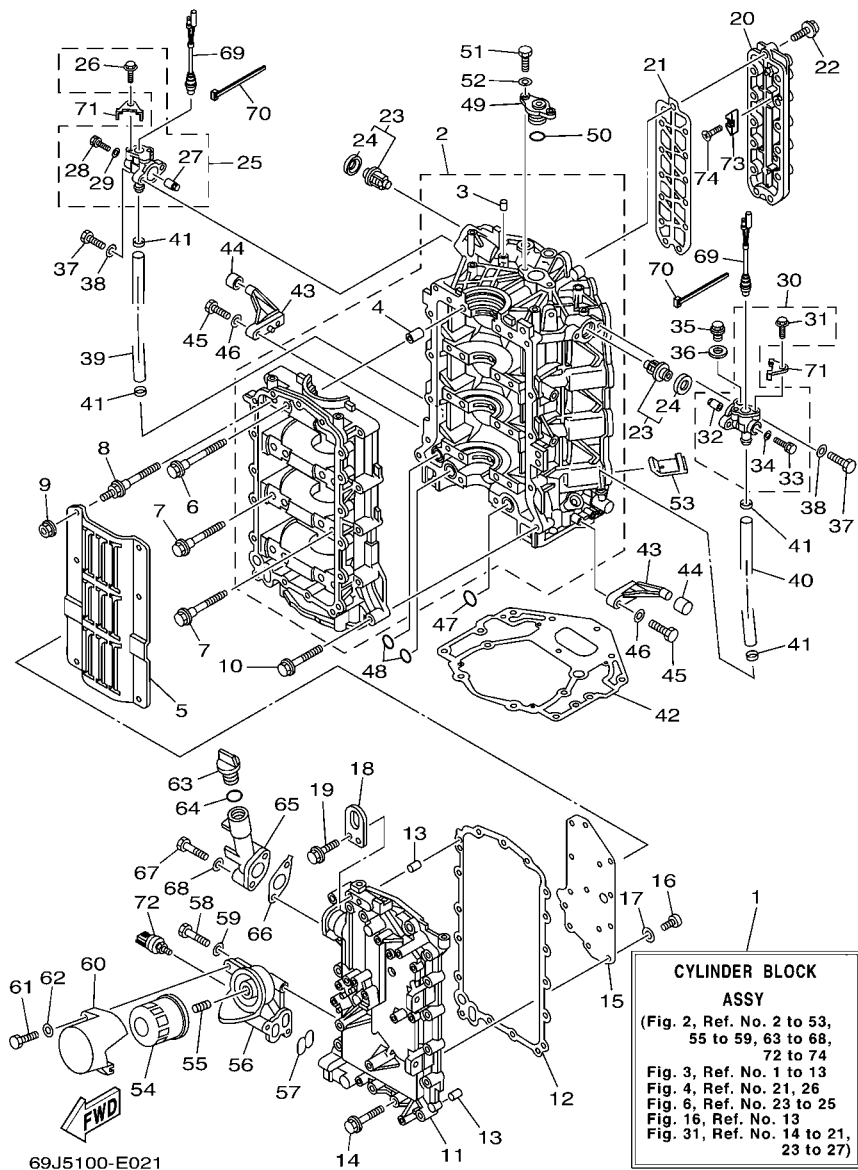
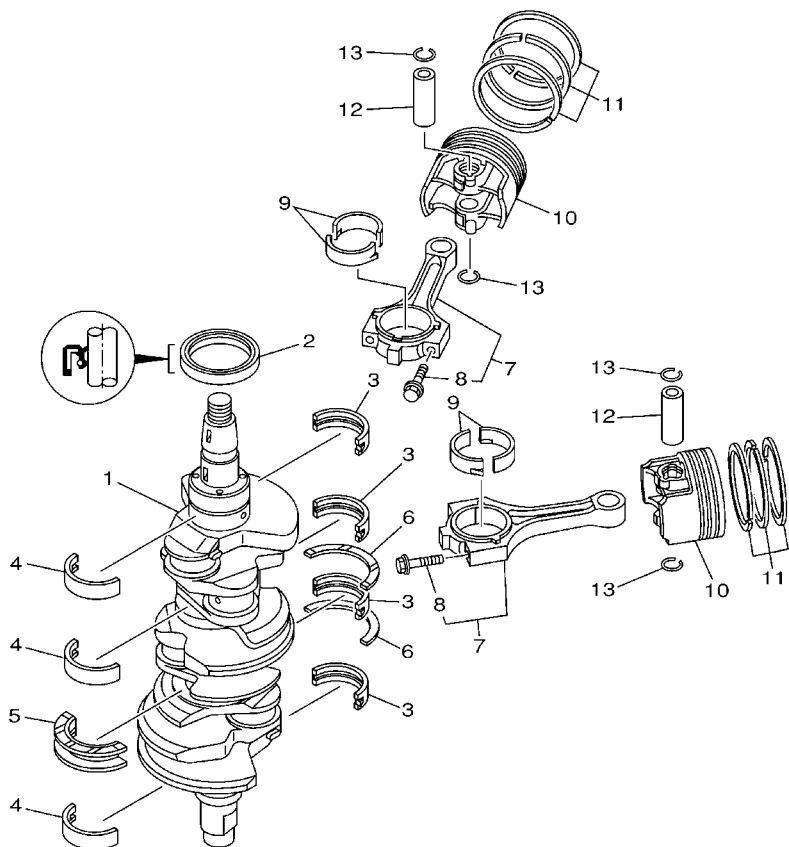


FIG. 2 CYLINDER & CRANKCASE 1 CILINDRO & CARTER 1

REF. NO.	PART NO. CODIGO Nº	DESCRIPTION DESCRIPCION	6S12	6S22	REMARKS OBSERVACIONES
55	69J-12858-00	BOLT, UNION PERNO DE UNION	1	1	
56	69J-13446-00-94	CONNECTOR CONECTOR	1	1	
57	69J-13477-00	GASKET EMPAQUE	1	1	
58	97095-06045	BOLT PERNO	3	3	
59	92995-06600	WASHER ARANDELA	3	3	
60	69J-13447-00	COVER, OIL ELEMENT TAPA DEL ELEMENTO	1	1	
61	97095-06040	BOLT PERNO	1	1	
62	92995-06600	WASHER ARANDELA	1	1	
63	6G8-15363-00	PLUG, OIL TAPON DE ACEITE	1	1	
64	93210-24M79	O-RING ANILLO O	1	1	
65	69J-15319-00-1S	JOINT CONECTOR	1	1	
66	69J-15364-A0	GASKET, OIL PLUG EMPAQUE TAPON DE ACEITE	1	1	
67	97095-06045	BOLT PERNO	2	2	
68	92995-06600	WASHER ARANDELA	2	2	
69	69J-82560-00	THERMO SWITCH ASSY INTER. DE TERMO	2	2	
70	90465-11M10	CLAMP BRIDA	2	2	
71	6E9-82588-00	PLATE PLACA	2	2	
72	69J-83651-00	SENDER, OIL PRESSURE TRASMISOR DE PRESION DE ACEITE	1	1	
73	6E5-11325-00	ANODE ANODO	4	4	
74	98780-04015	SCREW, FLAT HEAD TORNILLO CABEZA PLANA	4	4	

FIG. 3 CRANKSHAFT & PISTON

CIGUENAL & PISTON



69J1010-2030

REF. NO.	PART NO. CODIGO Nº	DESCRIPTION DESCRIPCION	6S12	6S22	REMARKS OBSERVACIONES
1	69J-11411-00	CRANKSHAFT CIGUENAL	1	1	
2	93102-63004	OIL SEAL SELLO ACEITE	1	1	
3	69J-11416-00	PLANE BEARING, CRANKSHAFT 1 COJINETE PLANO 1	4	4	UR #1
	69J-11416-10	PLANE BEARING, CRANKSHAFT 1 COJINETE PLANO 1	4	4	UR #1
	69J-11416-20	PLANE BEARING, CRANKSHAFT 1 COJINETE PLANO 1	4	4	UR #2
	69J-11416-30	PLANE BEARING, CRANKSHAFT 1 COJINETE PLANO 1	4	4	UR #2
	69J-11416-40	PLANE BEARING, CRANKSHAFT 1 COJINETE PLANO 1	4	4	UR #3
	69J-11416-50	PLANE BEARING, CRANKSHAFT 1 COJINETE PLANO 1	4	4	UR #3
4	69J-11417-00	PLANE BEARING, CRANKSHAFT 2 COJINETE PLANO 2	3	3	UR #1
	69J-11417-10	PLANE BEARING, CRANKSHAFT 2 COJINETE PLANO 2	3	3	UR #1
	69J-11417-20	PLANE BEARING, CRANKSHAFT 2 COJINETE PLANO 2	3	3	UR #2
	69J-11417-30	PLANE BEARING, CRANKSHAFT 2 COJINETE PLANO 2	3	3	UR #2
	69J-11417-40	PLANE BEARING, CRANKSHAFT 2 COJINETE PLANO 2	3	3	UR #3
	69J-11417-50	PLANE BEARING, CRANKSHAFT 2 COJINETE PLANO 2	3	3	UR #3
5	69J-11426-00	PLANE BEARING, CRANKSHAFT 1 COJINETE COMUN CIGUENAL 1	1	1	UR #1
	69J-11426-10	PLANE BEARING, CRANKSHAFT 1 COJINETE COMUN CIGUENAL 1	1	1	UR #1
	69J-11426-20	PLANE BEARING, CRANKSHAFT 1 COJINETE COMUN CIGUENAL 1	1	1	UR #2
	69J-11426-30	PLANE BEARING, CRANKSHAFT 1 COJINETE COMUN CIGUENAL 1	1	1	UR #2
	69J-11426-40	PLANE BEARING, CRANKSHAFT 1 COJINETE COMUN CIGUENAL 1	1	1	UR #3
	69J-11426-50	PLANE BEARING, CRANKSHAFT 1 COJINETE COMUN CIGUENAL 1	1	1	UR #3
6	69J-11427-00	PLANE BEARING, CRANKSHAFT 2 COJINETE COMUN CIGUENAL 2	2	2	
7	69J-W1165-01	CONNECTING ROD ASSY BIELA COMPLETA	6	6	
8	69J-11654-00	.BOLT, CONNECTING ROD .TORNILLO DE BIELA	2	2	
9	69J-11656-00	PLANE BEARING, CONNECTING ROD COJINETE PLANO	12	12	UR YELLOW
	69J-11656-10	PLANE BEARING, CONNECTING ROD COJINETE PLANO	12	12	UR YELLOW
	69J-11656-20	PLANE BEARING, CONNECTING ROD COJINETE PLANO	12	12	UR GREEN
	69J-11656-30	PLANE BEARING, CONNECTING ROD COJINETE PLANO	12	12	UR GREEN
	69J-11656-40	PLANE BEARING, CONNECTING ROD COJINETE PLANO	12	12	UR BLUE
	69J-11656-50	PLANE BEARING, CONNECTING ROD COJINETE PLANO	12	12	UR BLUE
10	6S1-11631-00-B0	PISTON (STD)	6	6	
	6S1-11631-00-N0	PISTON (NORMA)	6	6	
	6S1-11635-00	PISTON (0.25MM O/S)	6	6	AP
	6S1-11635-00	PISTON (0.25MM O/S)	6	6	AP
11	6S1-11603-00	PISTON RING SET (STD) JUEGO DE ANILLOS (NORMA)	6	6	
	6S1-11604-00	PISTON RING SET (0.25MM O/S) JUEGO DE ANILLOS (0.25MM O/S)	6	6	AP
	6S1-11604-00	PISTON RING SET (0.25MM O/S) JUEGO DE ANILLOS (0.25MM O/S)	6	6	AP
12	69J-11633-00	PIN, PISTON PASADOR, PISTON	6	6	
13	69J-11634-00	CLIP, PISTON PIN PRESILLA, BULON DE PISTON	12	12	

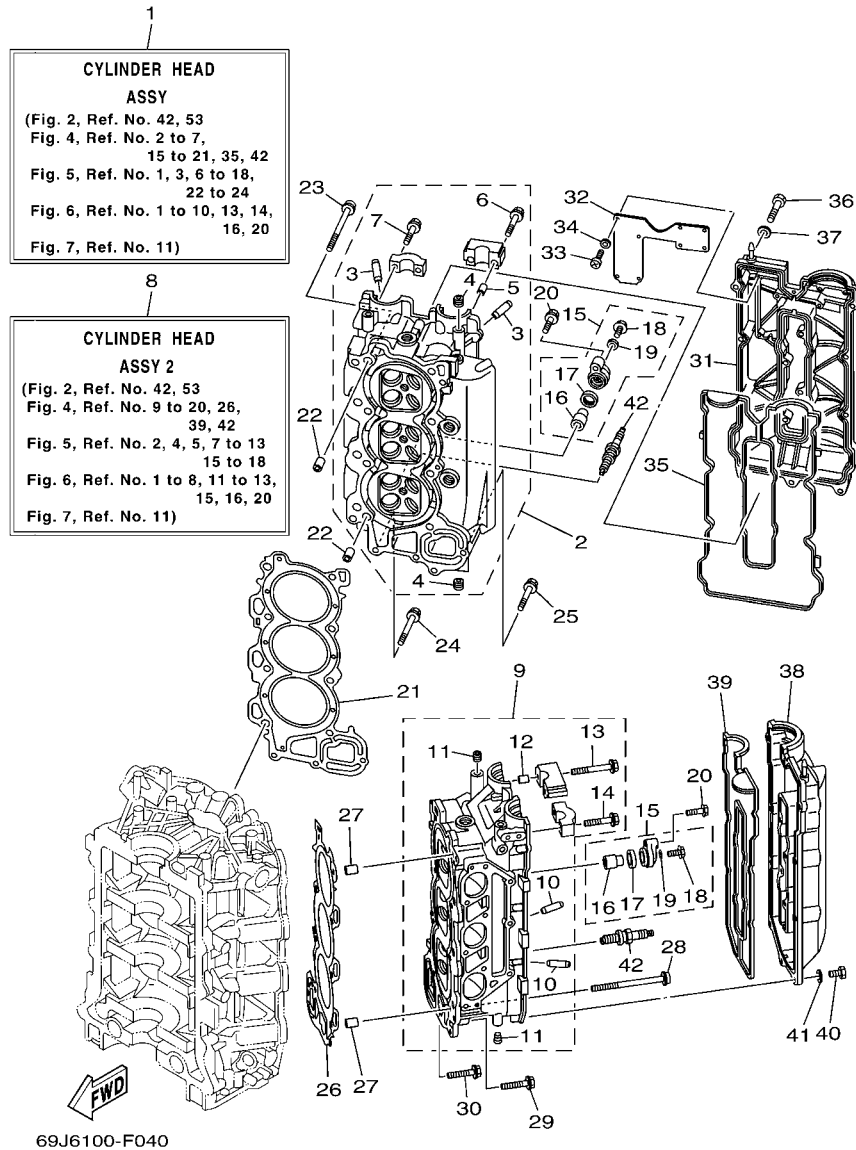


FIG. 4 CYLINDER & CRANKCASE 2 CILINDRO & CARTER 2

REF. NO.	PART NO. CODIGO Nº	DESCRIPTION DESCRIPCION	6S12	6S22	REMARKS OBSERVACIONES
1	69J-W009A-05-1S	CYLINDER HEAD ASSY CILINDRO CULATA COMPLETO	1	1	
2	69J-11110-01-94	CYLINDER HEAD ASSY CULATA DE CILINDRO COMPLETA	1	1	
3	69J-11133-10	.GUIDE, VALVE 1 .GUIA DE VALVULA 1	12	12	
4	90344-51019	.PLUG, TAPER SCREW .TAPON DE TORNILLO AHUSADO	5	5	
5	91809-08006	.SLEEVE GUIDE-DOWEL .PASADOR DE CLAVIJA	2	2	
6	90119-07235	.BOLT/WASHER-CAM CAPS .TORNILLO CON ARANDELA	2	2	
7	90119-07234	.BOLT, WITH WASHER .TORNILLO CON ARANDELA	18	18	
8	69J-W009C-05-1S	CYLINDER HEAD ASSY 2 CULATA DE CILINDRO COMPL. 2	1	1	
9	69J-11120-01-94	CYLINDER HEAD ASSY 2 CULATA DE CILINDRO COMPL. 2	1	1	
10	69J-11133-10	.GUIDE, VALVE 1 .GUIA DE VALVULA 1	12	12	
11	90344-51019	.PLUG, TAPER SCREW .TAPON DE TORNILLO AHUSADO	5	5	
12	91809-08006	.SLEEVE GUIDE-DOWEL .PASADOR DE CLAVIJA	2	2	
13	90119-07235	.BOLT/WASHER-CAM CAPS .TORNILLO CON ARANDELA	2	2	
14	90119-07234	.BOLT, WITH WASHER .TORNILLO CON ARANDELA	14	14	
15	69J-11301-10	ANODE COVER ASSY CONJUNTO CUBIERTA DE ANODO	4	4	
16	68V-11325-02	.ANODE .ANODO	1	1	
17	67F-11328-00	.GROMMET, ANODE .TAPON	1	1	
18	90105-06M07	.BOLT, FLANGE .TORNILLO	1	1	
19	90430-06M03	.GASKET .JUNTA	1	1	
20	97575-08540	BOLT, WITH WASHER PERNO CON ARANDELA	4	4	
21	69J-11181-03	GASKET, CYLINDER HEAD 1 JUNTA, DE CULATA 1	1	1	
22	90387-10M08	COLLAR ESPACIADOR	2	2	
23	90155-10001	SCREW, FLAT FILLISTER TORNILLO CABEZA PLANA RAN.	8	8	
24	90119-08M91	BOLT, WITH WASHER TORNILLO CON ARANDELA	2	2	
25	90119-08021	BOLT, WITH WASHER TORNILLO CON ARANDELA	1	1	
26	69J-11182-03	GASKET, CYLINDER HEAD 2 EMPAQUE CULATA DE CILINDRO 2	1	1	
27	90387-10M08	COLLAR ESPACIADOR	2	2	

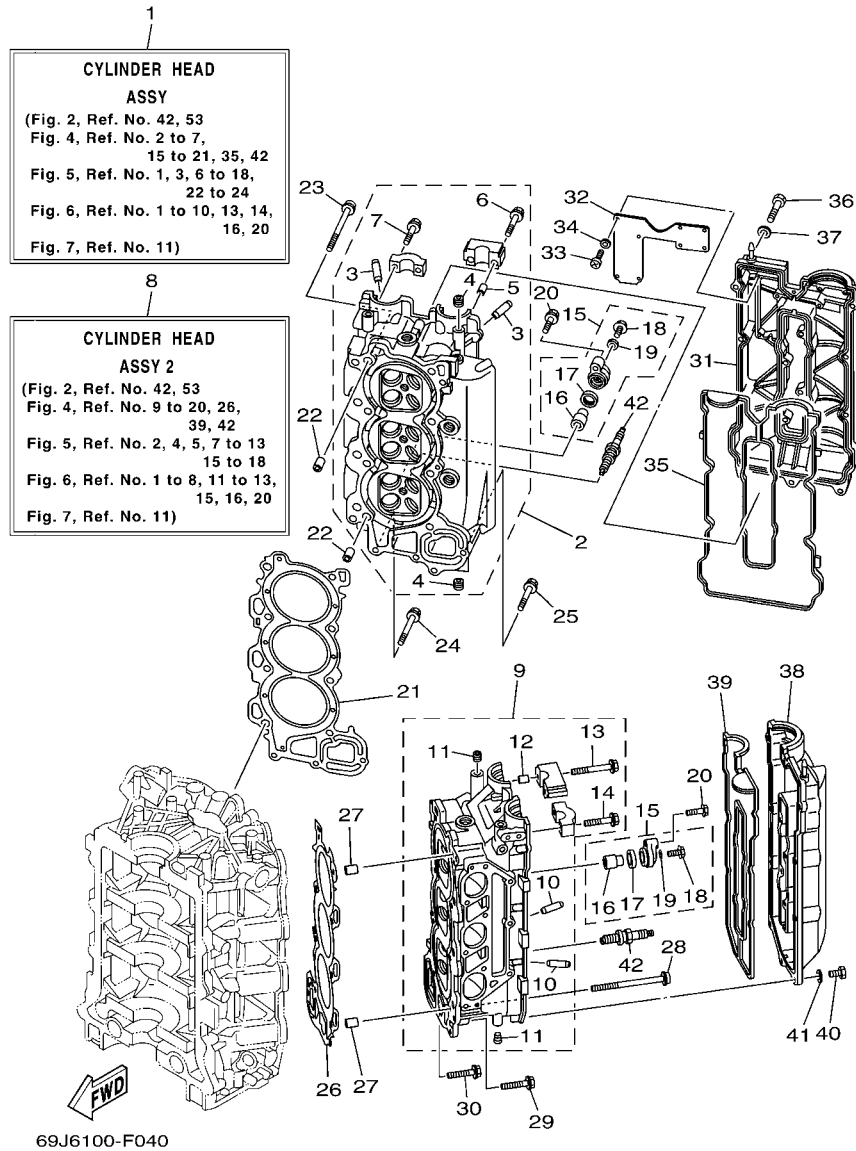
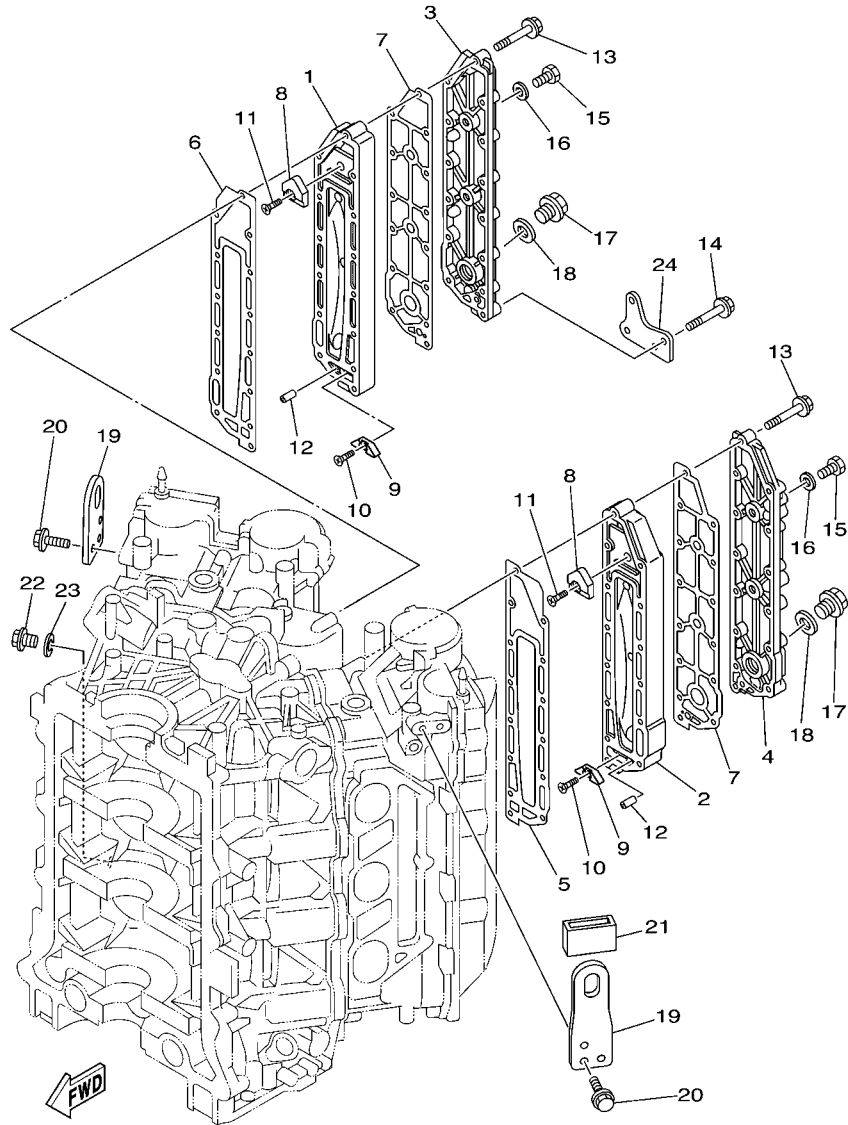


FIG. 4 CYLINDER & CRANKCASE 2 CILINDRO & CARTER 2

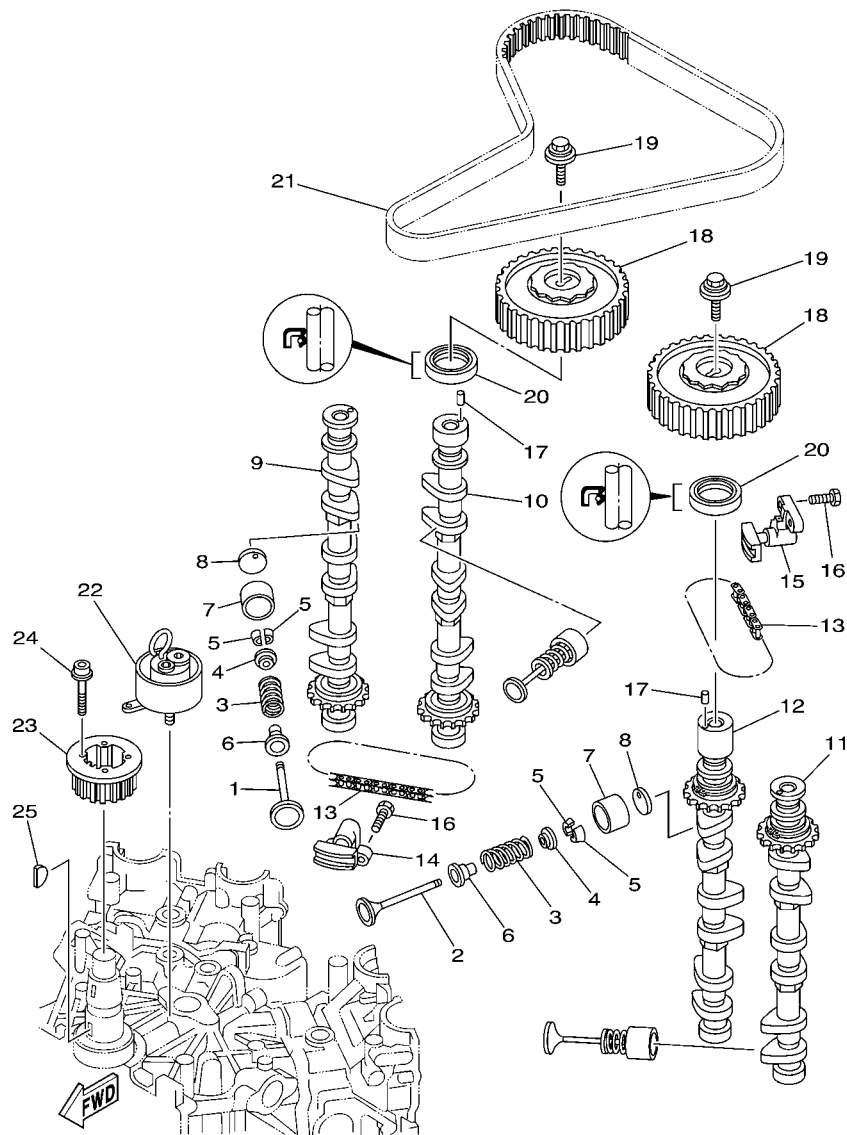
REF. NO.	PART NO. CODIGO Nº	DESCRIPTION DESCRIPCION	6S12	6S22	REMARKS OBSERVACIONES
28	90155-10001	SCREW, FLAT FILLISTER TORNILLO CABEZA PLANA RAN.	8	8	
29	90119-08M91	BOLT, WITH WASHER TORNILLO CON ARANDELA	2	2	
30	90119-08021	BOLT, WITH WASHER TORNILLO CON ARANDELA	1	1	
31	69J-11191-00-1S	COVER, CYLINDER HEAD 1 TAPA CULATA DE CILINDRO 1	1	1	
32	69J-11135-00	PLATE, BREATHER 3 PLACA RESPIRADERO 3	1	1	
33	98507-04008	SCREW, PAN HEAD TORNILLO DE CABEZA CON PLANA	8	8	
34	92907-04600	WASHER ARANDELA	8	8	
35	69J-11193-01	GASKET, HEAD COVER 1 EMPAQUE	1	1	
36	97095-06030	BOLT PERNO	14	14	
37	92995-06600	WASHER ARANDELA	14	14	
38	69J-11192-00-1S	COVER, CYLINDER HEAD 2 TAPA CULATA DE CILINDRO 2	1	1	
39	69J-11194-00	GASKET, HEAD COVER 2 EMPAQUE DE TAPA DE CULATA 2	1	1	
40	97095-06030	BOLT PERNO	14	14	
41	92995-06600	WASHER ARANDELA	14	14	
42	94702-00391	PLUG, SPARK (NGK LFR5A-11) BUJIA (NGK LFR5A-11)	6	6	



69J5100-E050

FIG. 5 CYLINDER & CRANKCASE 3 CILINDRO & CARTER 3

REF. NO.	PART NO. CODIGO Nº	DESCRIPTION DESCRIPCION	6S12	6S22	REMARKS OBSERVACIONES
1	69J-41111-01-1S	INNER COVER, EXHAUST CUBIERTA INTERIOR DE ESCAPE	1	1	
2	69J-41121-01-1S	INNER COVER, EXHAUST CUBIERTA INTERIOR DE ESCAPE	1	1	
3	69J-41113-01-1S	OUTER COVER, EXHAUST CUBOERTA EXTERIOR DE ESCAPE	1	1	
4	69J-41123-01-1S	OUTER COVER, EXHAUST CUBOERTA EXTERIOR DE ESCAPE	1	1	
5	6P2-41112-00	GASKET, EXHAUST INNER COVER EMPAQUE	1	1	
6	6P2-41122-00	GASKET, EXHAUST INNER COVER EMPAQUE	1	1	
7	6P2-41114-00	GASKET, EXHAUST OUTER COVER EMPAQUE	2	2	
8	6P2-11325-00	ANODE ANODO	2	2	
9	6E5-11325-00	ANODE ANODO	2	2	
10	98780-04015	SCREW, FLAT HEAD TORNILLO CABEZA PLANA	2	2	
11	90151-06M02	SCREW, COUNTERSUNK TORNILLO EMBUTIDO	2	2	
12	91690-40010	PIN, SPRING PASADOR DE RESORTE	2	2	
13	90119-06027	BOLT, WITH WASHER TORNILLO CON ARANDELA	26	26	
14	90119-06104	BOLT, WITH WASHER TORNILLO CON ARANDELA	2	2	
15	97095-08014	BOLT PERNO	4	4	
16	90430-08143	GASKET JUNTA	4	4	
17	90340-18M09	PLUG, STRAIGHT SCREW TORNILLO, DE DRENAJE	2	2	
18	90430-18130	GASKET JUNTA	2	2	
19	6P2-11119-00	HANGER, ENGINE SOPORTE DEL MOTOR	2	2	
20	90119-06MA2	BOLT, WITH WASHER TORNILLO CON ARANDELA	4	4	
21	69J-1111M-00	COVER 1 CUBIERTA 1	1	1	
22	90340-14M06	PLUG, STRAIGHT SCREW TORNILLO, DE DRENAJE	1	1	
23	90430-14115	GASKET JUNTA	1	1	
24	69J-2134V-00	BRACKET SOPORTE	1	1	



69J4100-D060

FIG. 6 VALVE

VALVULA

REF. NO.	PART NO. CODIGO Nº	DESCRIPTION DESCRIPCION	6S12	6S22		REMARKS OBSERVACIONES
1	69J-12111-00	VALVE, INTAKE VALVULA DE ADMISION	12	12		
2	69J-12121-00	VALVE, EXHAUST VALVULA DE ESCAPE	12	12		
3	69J-12113-01	SPRING, VALVE INNER RESORTE VALVULA INTERNA	24	24		
4	69J-12117-01	RETAINER, VALVE SPRING RETEN RESORTE DE VALVULA	24	24		
5	69J-12118-00	COTTER, VALVE SEGURO DE VALVULA	48	48		
6	69J-12119-00	SEAL, VALVE STEM SELLO DE ACEITE VALVULA	24	24		
7	69J-12153-00	LIFTER, VALVE LEVANTADOR DE VALVULA	24	24		
8	6S1-12168-00	PAD, ADJUSTING (2.320) COJIN, AJUSTADOR (2.320)	24	24		UR
	6S1-12168-10	PAD, ADJUSTING (2.340) COJIN, AJUSTADOR (2.340)	24	24		UR
	6S1-12168-20	PAD, ADJUSTING (2.360) COJIN, AJUSTADOR (2.360)	24	24		UR
	6S1-12168-30	PAD, ADJUSTING (2.380) COJIN, AJUSTADOR (2.380)	24	24		UR
	6S1-12168-40	PAD, ADJUSTING (2.400) COJIN, AJUSTADOR (2.400)	24	24		UR
	6S1-12168-50	PAD, ADJUSTING (2.420) COJIN, AJUSTADOR (2.420)	24	24		UR
	6S1-12168-60	PAD, ADJUSTING (2.440) COJIN, AJUSTADOR (2.440)	24	24		UR
	6S1-12168-70	PAD, ADJUSTING (2.460) COJIN, AJUSTADOR (2.460)	24	24		UR
	6S1-12168-80	PAD, ADJUSTING (2.480) COJIN, AJUSTADOR (2.480)	24	24		UR
	6S1-12168-90	PAD, ADJUSTING (2.500) COJIN, AJUSTADOR (2.500)	24	24		UR
	6S1-12168-A0	PAD, ADJUSTING (2.520) COJIN, AJUSTADOR (2.520)	24	24		UR
	6S1-12168-B0	PAD, ADJUSTING (2.540) COJIN, AJUSTADOR (2.540)	24	24		UR
	6S1-12168-C0	PAD, ADJUSTING (2.560) COJIN, AJUSTADOR (2.560)	24	24		UR
	6S1-12168-D0	PAD, ADJUSTING (2.580) COJIN, AJUSTADOR (2.580)	24	24		UR
	6S1-12168-E0	PAD, ADJUSTING (2.600) COJIN, AJUSTADOR (2.600)	24	24		UR
	6S1-12168-F0	PAD, ADJUSTING (2.620) COJIN, AJUSTADOR (2.620)	24	24		UR
	6S1-12168-G0	PAD, ADJUSTING (2.640) COJIN, AJUSTADOR (2.640)	24	24		UR
	6S1-12168-H0	PAD, ADJUSTING (2.660) COJIN, AJUSTADOR (2.660)	24	24		UR
	6S1-12168-J0	PAD, ADJUSTING (2.680) COJIN, AJUSTADOR (2.680)	24	24		UR
	6S1-12168-K0	PAD, ADJUSTING (2.700) COJIN, AJUSTADOR (2.700)	24	24		UR

B5

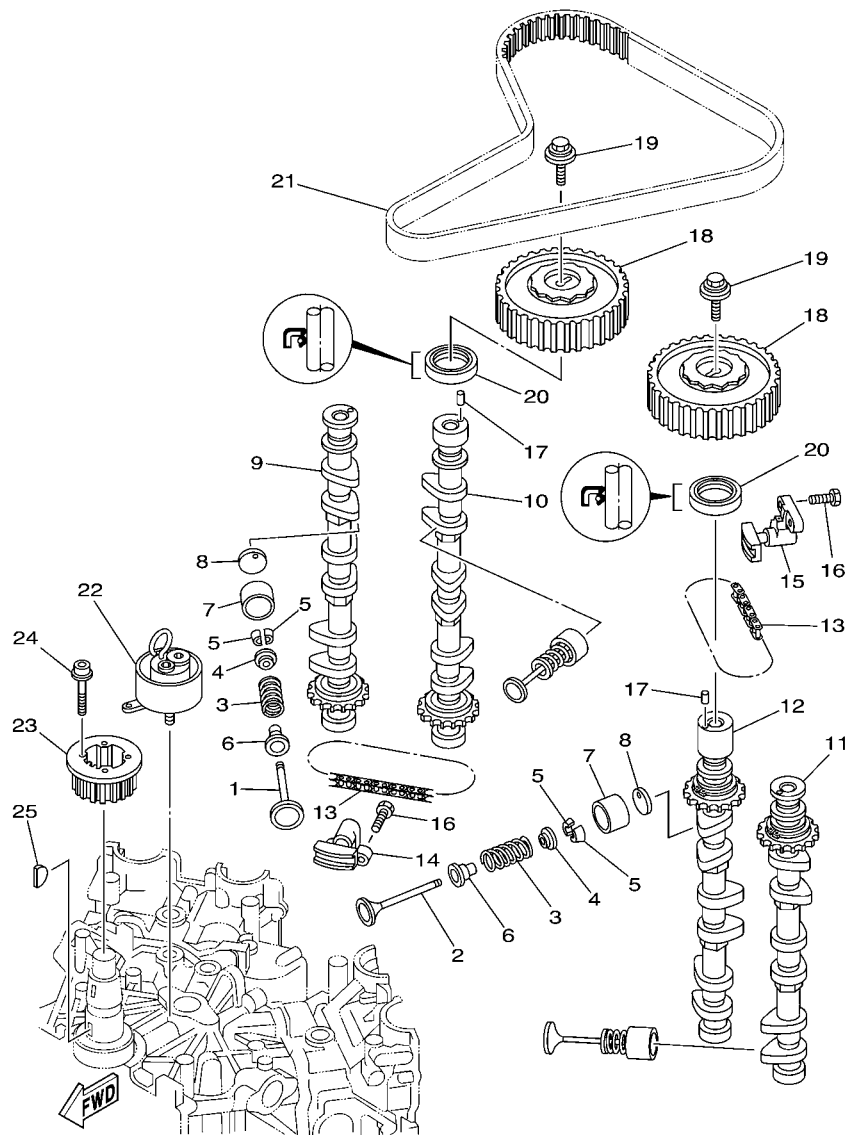
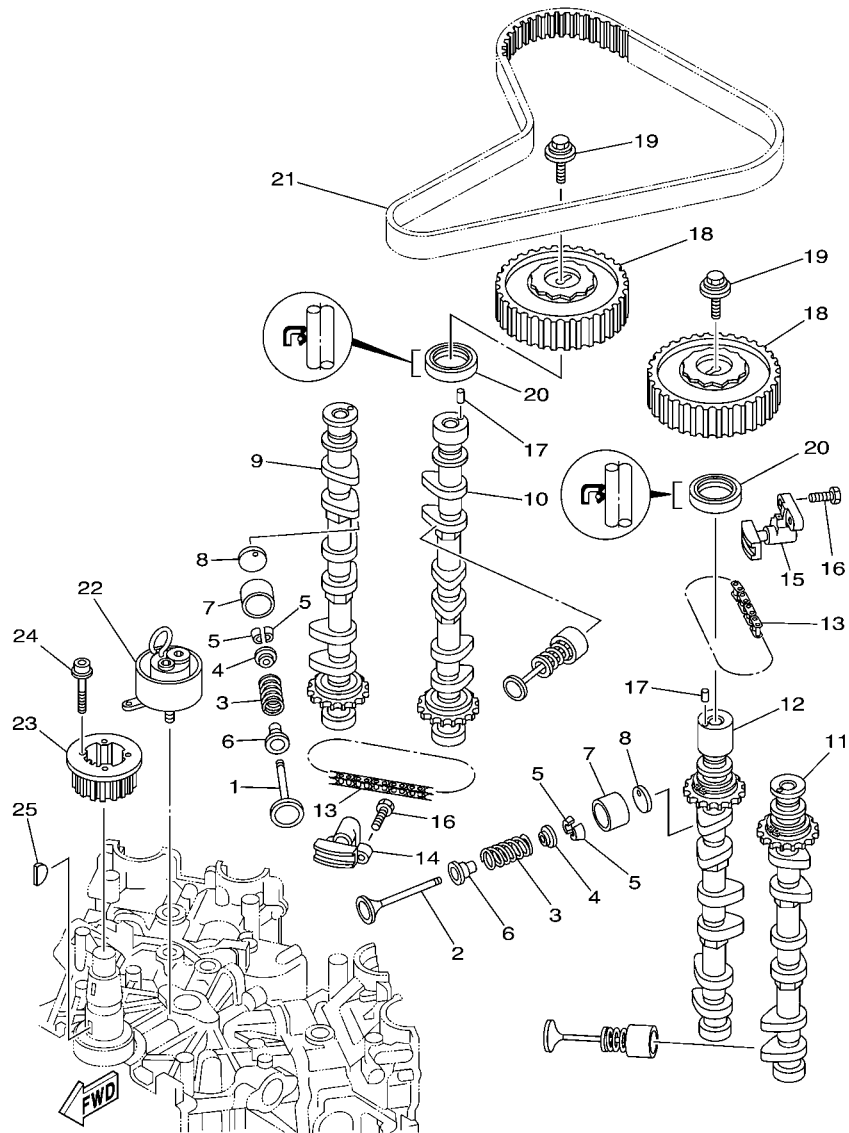


FIG. 6 VALVE

VALVULA

REF. NO.	PART NO. CODIGO Nº	DESCRIPTION DESCRIPCION	6S12	6S22	REMARKS OBSERVACIONES
8	6S1-12168-L0	PAD, ADJUSTING (2.720) COJIN,AJUSTADOR (2.720)	24	24	UR
	6S1-12168-M0	PAD, ADJUSTING (2.740) COJIN,AJUSTADOR (2.740)	24	24	UR
	6S1-12168-N0	PAD, ADJUSTING (2.760) COJIN,AJUSTADOR (2.760)	24	24	UR
	6S1-12168-P0	PAD, ADJUSTING (2.780) COJIN,AJUSTADOR (2.780)	24	24	UR
	6S1-12168-R0	PAD, ADJUSTING (2.800) COJIN,AJUSTADOR (2.800)	24	24	UR
	6S1-12168-S0	PAD, ADJUSTING (2.820) COJIN,AJUSTADOR (2.820)	24	24	UR
	6S1-12168-T0	PAD, ADJUSTING (2.840) COJIN,AJUSTADOR (2.840)	24	24	UR
	6S1-12168-U0	PAD, ADJUSTING (2.860) COJIN,AJUSTADOR (2.860)	24	24	UR
	6S1-12168-V0	PAD, ADJUSTING (2.880) COJIN,AJUSTADOR (2.880)	24	24	UR
	6S1-12168-W0	PAD, ADJUSTING (2.900) COJIN,AJUSTADOR (2.900)	24	24	UR
	6S1-12168-X0	PAD, ADJUSTING (2.920) COJIN,AJUSTADOR (2.920)	24	24	UR
	6S1-12168-Y0	PAD, ADJUSTING (2.940) COJIN,AJUSTADOR (2.940)	24	24	UR
	6S1-12169-00	PAD, ADJUSTING (2.960) COJIN,AJUSTADOR (2.960)	24	24	UR
9	69J-12171-00	CAMSHAFT 1 ARBOL DE LEVAS 1	1	1	
10	69J-12181-00	CAMSHAFT 2 ARBOL DE LEVAS 2	1	1	
11	69J-12172-00	CAMSHAFT 3 ARBOL DE LEVAS 3	1	1	
12	69J-12182-00	CAMSHAFT 4 ARBOL DE LEVAS 4	1	1	
13	94581-99044	CHAIN CADENA	2	2	
14	69J-12210-00	TENSIONER ASSY, CAM CHAIN TENSOR CADENA DE LEVA	1	1	
15	69J-12230-00	TENSIONER ASSY, CAM CHAIN 2 TENSOR CADENA DE LEVA 2	1	1	
16	97013-06025	BOLT PERNO	4	4	
17	93605-10108	PIN, DOWEL PASADOR DE CLAVIJA	2	2	
18	69J-11537-00	GEAR, DRIVEN ENGRANAJE TRACCION	2	2	
19	90119-10M06	BOLT, WITH WASHER TORNILLO CON ARANDELA	2	2	
20	93102-38M59	OIL SEAL SELLO ACEITE	2	2	
21	69J-46241-00	V-BELT CORREA	1	1	
22	63P-11590-01	TENSIONER ASSY TENSOR COMPLET	1	1	



69J4100-D060

FIG. 6 VALVE

VALVULA

REF. NO.	PART NO. CODIGO Nº	DESCRIPTION DESCRIPCION	6S12	6S22			REMARKS OBSERVACIONES
23	69J-11536-00	GEAR, DRIVE ENGRANAJE TRACCION	1	1			
24	90110-05010	BOLT, HEXAGON SOCKET HEAD TORNILLO ALLEN	4	4			
25	90280-04008	KEY, WOODRUFF CUNA WOODRUFF	1	1			

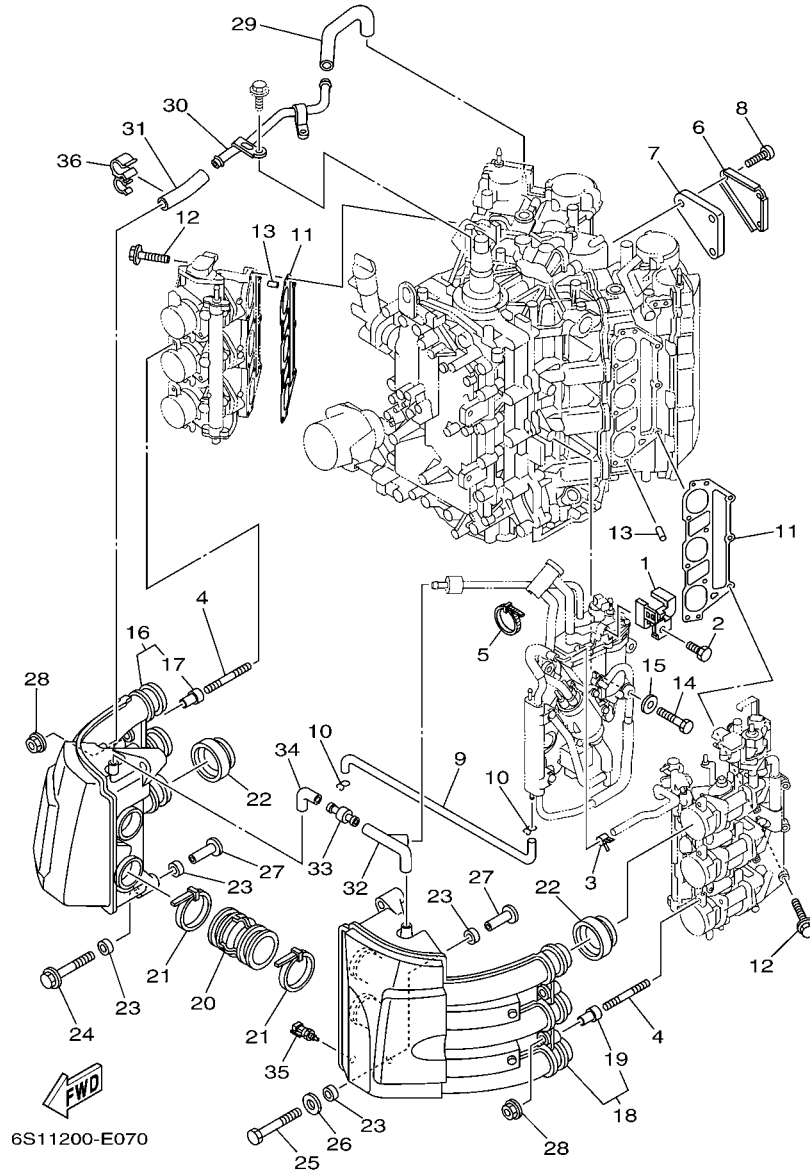


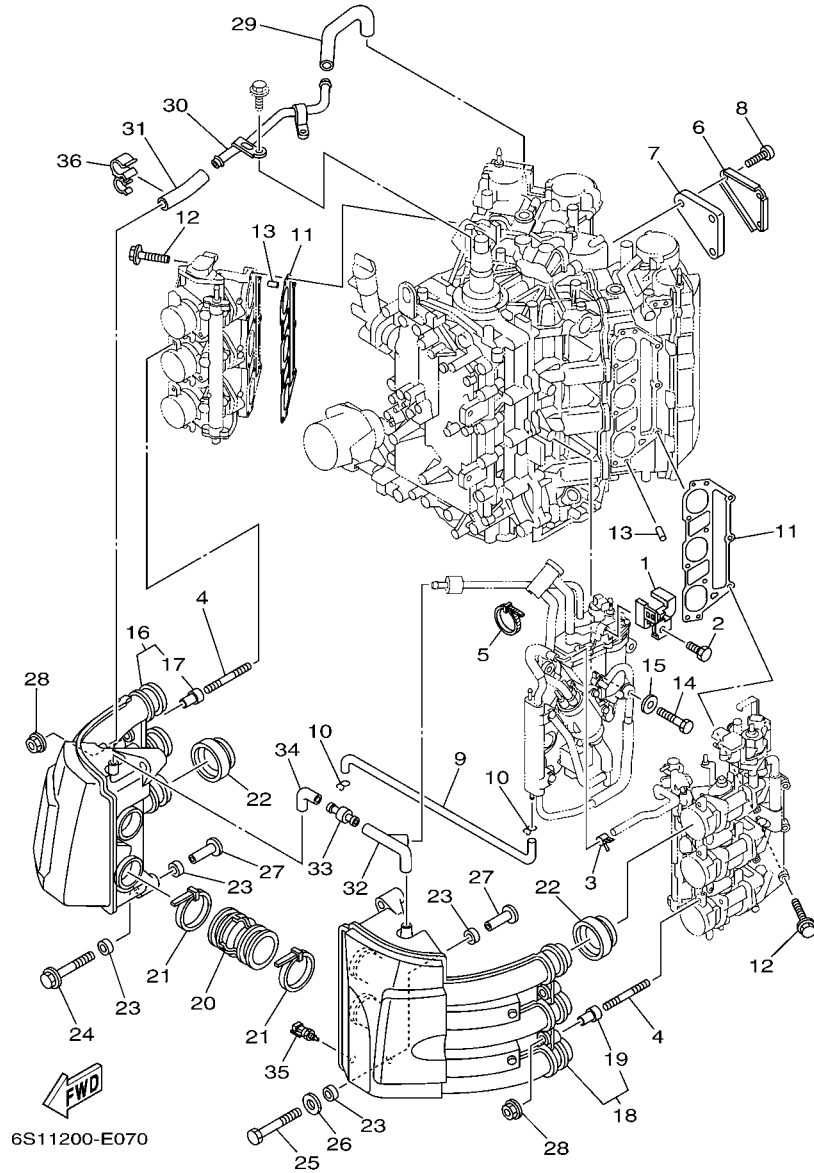
FIG. 7 INTAKE 1

ADMISION 1

REF. NO.	PART NO. CODIGO Nº	DESCRIPTION DESCRIPCION	6S12	6S22	REMARKS OBSERVACIONES
1	69J-14146-11	PLATE PLACA SOPORTE	1	1	
2	69J-14162-00	BOLT, HOLDING TORNILLO DE SOSTEN	1	1	
3	68V-24519-00	CLIP PRESILLA	1	1	
4	90116-06032	BOLT, STUD ESPARRAGO	4	4	
5	90465-14M66	CLAMP BRIDA	1	1	
6	69J-1442A-00	COVER, CLEANER CASE 3 CUBIERTA CAJA DE FILTRO 3	1	1	
7	69J-14409-00	DAMPER AMORTIGUADOR	1	1	
8	97780-60620	SCREW, TAPPING TORNILLO DE CABEZA DE CONO ACH	3	3	
9	69J-12483-00	PIPE 3 TUBO 3	1	1	
10	90467-09M03	CLIP PRESILLA	2	2	
11	69J-13645-00	GASKET, MANIFOLD 1 EMPAQUE	2	2	
12	90119-08022	BOLT, WITH WASHER TORNILLO CON ARANDELA	18	18	
13	91690-50014	PIN, SPRING PASADOR DE RESORTE	4	4	
14	90101-06M75	BOLT TORNILLO	4	4	
15	90201-06068	WASHER, PLATE ARANDELA PLANA	4	4	
16	69J-14440-00	SILENCER ASSY, INTAKE SILENCIADOR COMPL DE ADMISION	1	1	
17	90387-07005	.COLLAR .ESPACIADOR	2	2	
18	69J-1444F-00	SILENCER ASSY, INTAKE 2 SILENCIADOR COMPL DE ADMISION	1	1	
19	90387-07005	.COLLAR .ESPACIADOR	2	2	
20	69J-14419-00	PIPE TUBO	2	2	
21	90465-11M52	CLAMP BRIDA	4	4	
22	69J-14457-00	SEAL SELLO	6	6	
23	90386-08001	BUSH BUJE	8	8	
24	90119-06036	BOLT, WITH WASHER TORNILLO CON ARANDELA	3	3	
25	97013-06065	BOLT PERNO	1	1	
26	92903-06600	WASHER, PLATE RONDANA SENCILLA	1	1	
27	90387-06038	COLLAR ESPACIADOR	4	4	

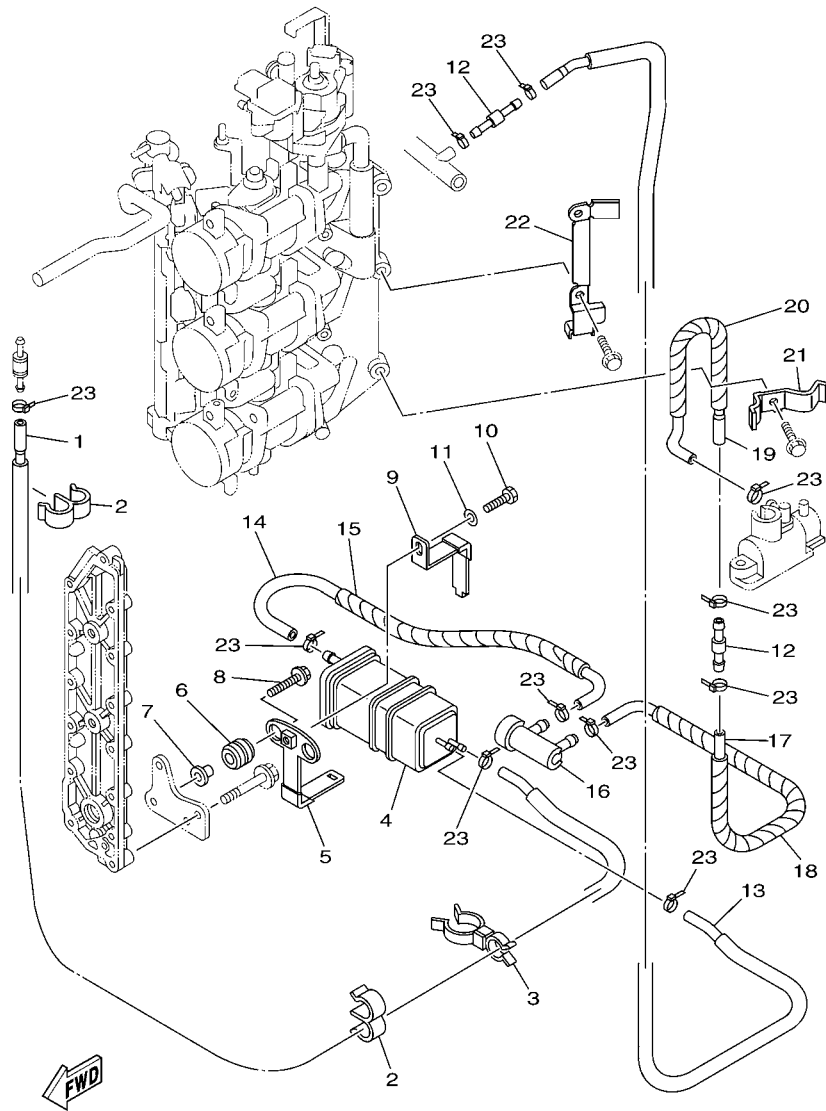
FIG. 7 INTAKE 1

ADMISION 1



6S11200-E070

REF. NO.	PART NO. CODIGO Nº	DESCRIPTION DESCRIPCION	6S12	6S22				REMARKS OBSERVACIONES
28	90179-06M28	NUT TUERCA	4	4				
29	69J-15373-00	PIPE, BREATHER MANGUELA DE RESPIRADERO	1	1				
30	69J-15394-00	PIPE, OIL VENT TUBO	1	1				
31	69J-15393-00	PIPE, BREATHER 2 TUBO, RESPIRADERO2	1	1				
32	69J-15397-00	PIPE TUBO	1	1				
33	5EL-14467-00	SEAL SELLO	1	1				
34	69J-14348-00	PIPE 1 MANGUERA	1	1				
35	65L-85886-00	THERMOSENSOR TERMICA SENSORIO	1	1				
36	90464-15007	CLAMP BRIDA	1	1				
<hr style="border-top: 1px dashed black;"/>								
<hr style="border-top: 1px dashed black;"/>								
<hr style="border-top: 1px dashed black;"/>								
<hr style="border-top: 1px dashed black;"/>								
<hr style="border-top: 1px dashed black;"/>								
<hr style="border-top: 1px dashed black;"/>								
<hr style="border-top: 1px dashed black;"/>								

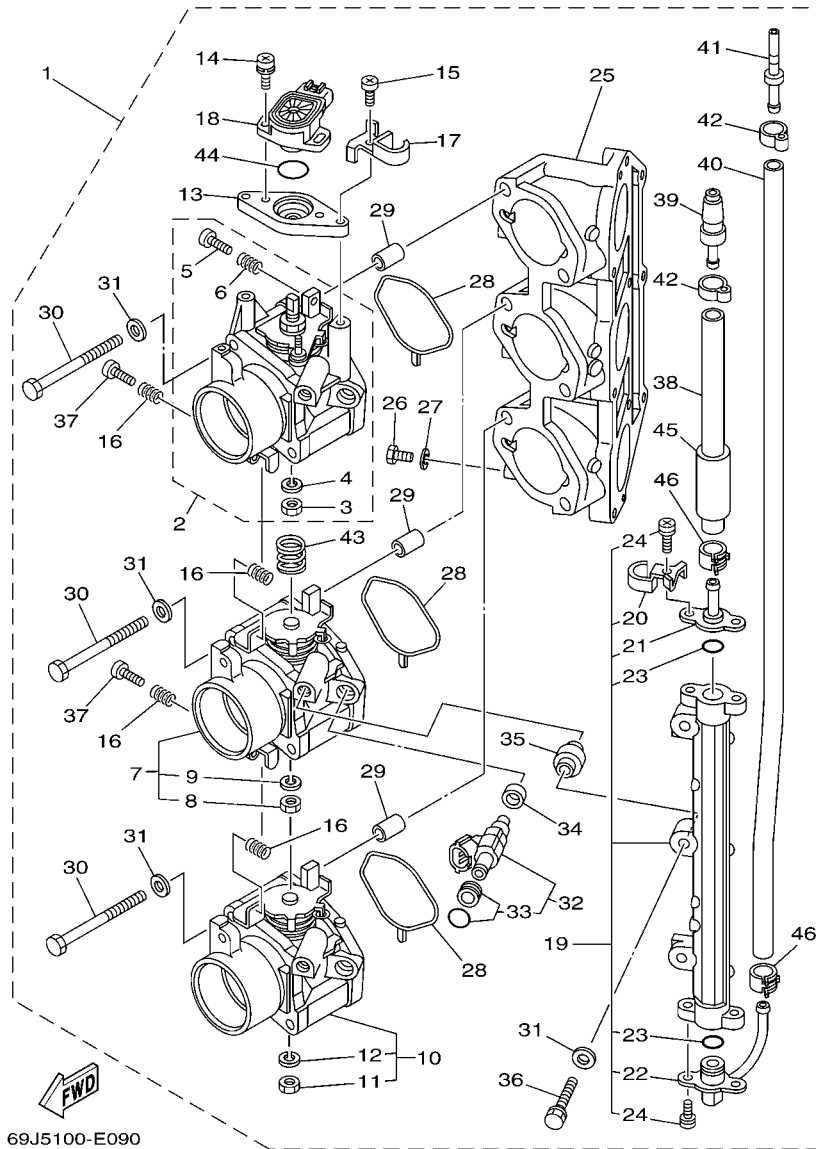


69J5100-E080

FIG. 8 INTAKE 2

ADMISION 2

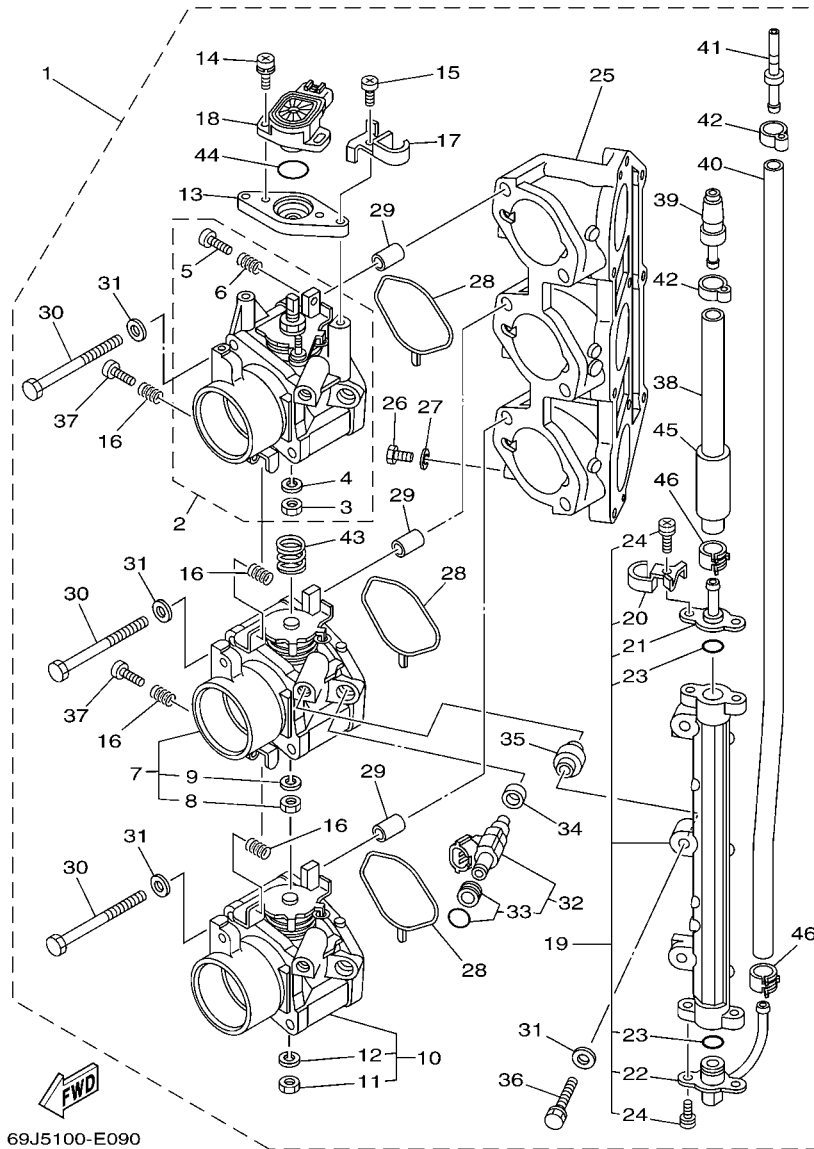
REF. NO.	PART NO. CODIGO Nº	DESCRIPTION DESCRIPCION	6S12	6S22			REMARKS OBSERVACIONES
1	60L-24315-01	PIPE 5 TUBO DE DESAGUE	1	1			
2	90464-12238	CLAMP BRIDA	2	2			
3	90464-23001	CLAMP BRIDA	1	1			
4	69J-24170-00	CANISTER ASSY FRANJA DE DEPOSITO DE COMBUST.	1	1			
5	69J-2134X-00	BRACKET, CANISTER SOPORTE	1	1			
6	90480-10M23	GROMMET TAPON	2	2			
7	90387-06M60	COLLAR ESPACIADOR	2	2			
8	90119-06M59	BOLT, WITH WASHER TORNILLO CON ARANDELA	2	2			
9	69J-2419A-00	HOLDER SOSTEN	1	1			
10	97095-06016	BOLT PERNO	1	1			
11	92995-06600	WASHER ARANDELA	1	1			
12	6E5-24379-00	PIPE, JOINT 4 TUBO DE UNION 4	2	2			
13	60L-24314-01	PIPE 4 TUBO 4	1	1			
14	60L-24313-00	PIPE 3 TUBO 3	1	1			
15	90448-12003	HOSE, WITH UNION MANGUERA CON UNION	1	1			
16	69J-24502-00	FILTER, FUEL FILTRO	1	1			
17	60L-24312-00	PIPE 2 TUBO 2	1	1			
18	90448-12001	HOSE, WITH UNION MANGUERA CON UNION	1	1			
19	60L-24311-00	PIPE, FUEL 1 TUBO DE COMBUSTIBLE 1	1	1			
20	90448-10002	HOSE, WITH UNION MANGUERA CON UNION	1	1			
21	60L-24367-00	CLAMP, FUEL PIPE 2 GRAMPA DE TUBO DE COMBUST.2	1	1			
22	60L-24366-00	CLAMP, FUEL PIPE 1 GRAMPA DE TUBO DE COMBUST.1	1	1			
23	90465-11M10	CLAMP BRIDA	11	11			



69J5100-E090

FIG. 9 THROTTLE BODY ASSY 1 CAJA DE ACELERADOR COMPL 1

REF. NO.	PART NO. CODIGO Nº	DESCRIPTION DESCRIPCION	6S12	6S22	REMARKS OBSERVACIONES
1	60L-13750-01	THROTTLE BODY ASSY CAJA DE ACELERADOR COMPL.	1	1	
2	60L-13751-01	.BODY, THROTTLE 1 .CAJA 1	1	1	
3	3CF-14594-00	..NUT ..TUERCA	1	1	
4	92990-08100	..WASHER, SPRING ..ARANDELA PLANA	1	1	
5	68V-14323-00	..SCREW, AIR ADJUSTING ..TORNILLO DE AJUSTE DE AIRE	1	1	
6	68V-14331-00	..SPRING, THROTTLE VALVE ..RESORTE VALVULA ACELERADOR	1	1	
7	60L-13753-01	.BODY, THROTTLE 3 .CAJA 3	1	1	
8	3CF-14594-00	..NUT ..TUERCA	1	1	
9	92990-08100	..WASHER, SPRING ..ARANDELA PLANA	1	1	
10	60L-13755-01	.BODY, THROTTLE 5 .CAJA 5	1	1	
11	3CF-14594-00	..NUT ..TUERCA	1	1	
12	92990-08100	..WASHER, SPRING ..ARANDELA PLANA	1	1	
13	69J-13576-00	.SPACER .ESPACIADOR	1	1	
14	68V-81145-01	.SCREW 1 .TORNILLO 1	2	2	
15	68V-14565-00	.SCREW .TORNILLO	2	2	
16	68V-14331-00	..SPRING, THROTTLE VALVE ..RESORTE VALVULA ACELERADOR	4	4	
17	69J-14261-00	.HOLDER .SOSTEN	1	1	
18	6S1-85885-00	.THROTTLE SENSOR ASSY .TERMICA SENSORIO	1	1	
19	69J-13160-00	.DELIVERY PIPE ASSY 1 .TUBO DE LLEGADA CONJUNTO 1	1	1	
20	69J-14261-00	..HOLDER ..SOSTEN	1	1	
21	69J-14295-00	..PIPE, FUEL ..TUBO DE COMBUSTIBLE	1	1	
22	69J-14251-00	..NIPPLE ..NIPLE	1	1	
23	68V-14397-00	..O-RING ..ANILLO O	2	2	
24	68V-81147-00	..SCREW 3 ..TORNILLO 3	4	4	
25	69J-13641-00	.MANIFOLD 1 .MULTIPLE 1	1	1	
26	97095-06010	.BOLT .PERNO	3	3	
27	90430-06014	.GASKET .JUNTA	3	3	



69J5100-E090

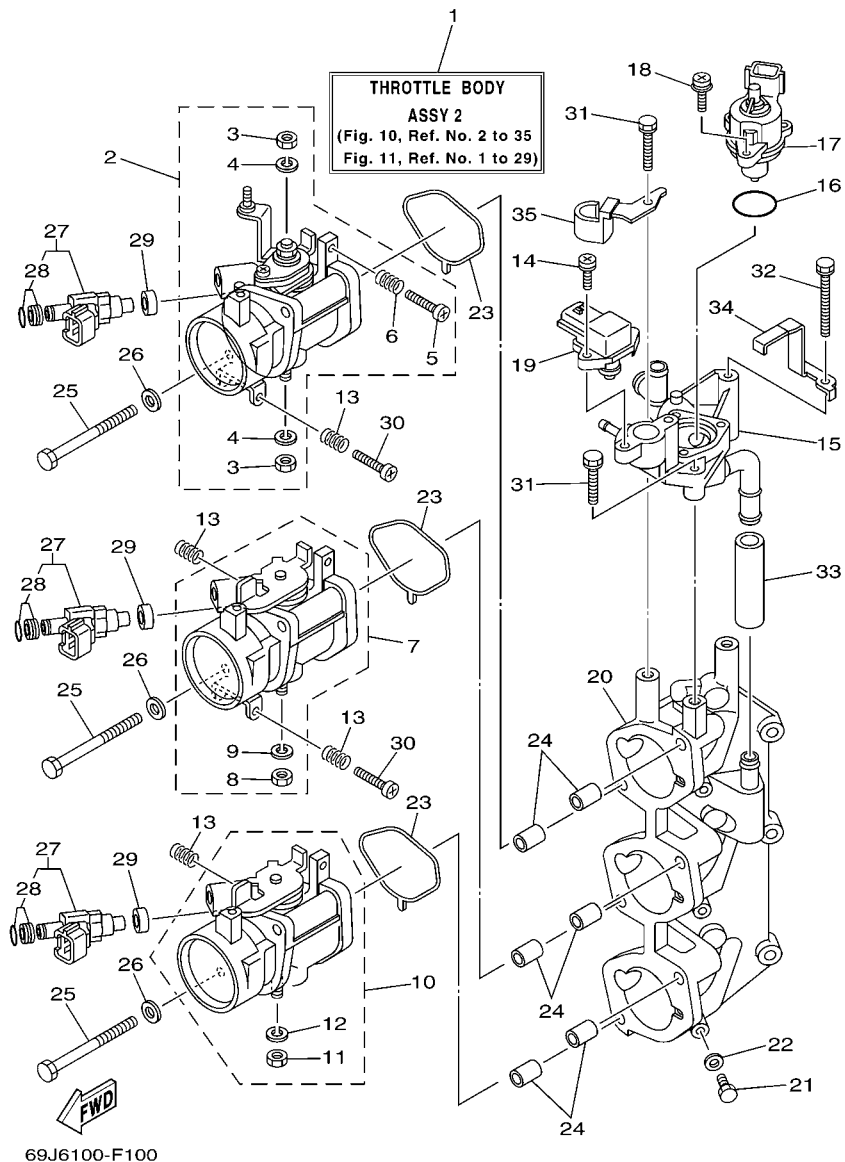
FIG. 9 THROTTLE BODY ASSY 1

CAJA DE ACELERADOR COMPL 1

REF. NO.	PART NO. CODIGO Nº	DESCRIPTION DESCRIPCION	6S12	6S22	REMARKS OBSERVACIONES
28	69J-13557-00	.GASKET .EMPAQUE	3	3	
29	99530-10114	.PIN, DOWEL .PASADOR, DE ESPIGA	6	6	
30	69J-14496-00	.BOLT .PERNO	6	6	
31	68V-14475-00	.WASHER .ARANDELA	9	9	
32	69J-13761-00	.INJECTOR ASSY .INYECTOR	3	3	
33	68V-1410B-00	..PACKING KIT ..JUEGO DE EMPAQUE	1	1	
34	68V-13766-00	.RUBBER, INJECTOR .ANILLO PROTECTOR	3	3	
35	68V-14264-00	.COLLAR .ESPACIADOR	3	3	
36	68V-14428-00	.BOLT .TORNILLO	3	3	
37	69J-14321-00	.SCREW, THROTTLE .TORNILLO DE OBTURADOR	2	2	
38	69J-13973-00	.PIPE, FUEL 3 .TUBO, COMBUSTIBLE 3	1	1	
39	68F-24300-00	.FUEL PIPE JOINT .CONECTOR MANGUERA COMBUSTIBLE	1	1	
40	69J-13972-00	.PIPE, FUEL 2 .TUBO, COMBUSTIBLE 2	1	1	
41	69J-24381-00	.SET BAR, FUEL JOINT .BARRA DE ENCAJE CONCCION COMB	1	1	
42	68V-24387-00	.CLIP .MORDAZA	2	2	
43	60L-14286-00	.SPRING .RESORTE	1	1	
44	68V-8182L-00	.O-RING 1 .ANILLO EN O	1	1	
45	69J-14149-00	.PIPE .TUBO	1	1	
46	68V-13577-00	.CLIP .PRESILLA	2	2	

FIG. 10 THROTTLE BODY ASSY 2

CAJA DE ACELERADOR COMPL 2

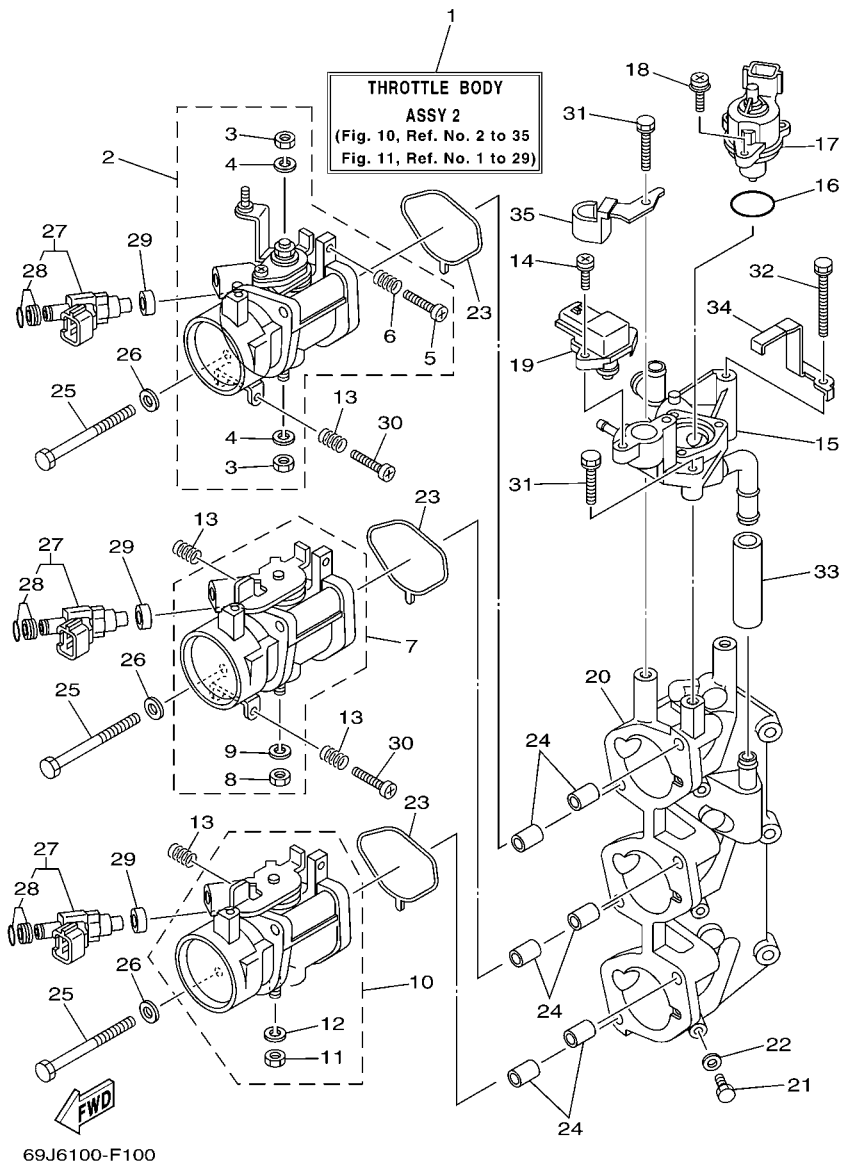


69J6100-F100

REF. NO.	PART NO. CODIGO Nº	DESCRIPTION DESCRIPCION	6S12	6S22	REMARKS OBSERVACIONES
1	60L-1375A-11	THROTTLE BODY ASSY 2 CAJA DE ACELERADOR COMPL. 2	1	1	
2	60L-13752-00	BODY, THROTTLE 2 CAJA 2	1	1	
3	3CF-14594-00	.NUT .TUERCA	2	2	
4	92990-08100	.WASHER, SPRING .ARANDELA PLANA	2	2	
5	68V-14323-00	.SCREW, AIR ADJUSTING .TORNILLO DE AJUSTE DE AIRE	1	1	
6	68V-14331-00	.SPRING, THROTTLE VALVE .RESORTE VALVULA ACELERADOR	1	1	
7	60L-13754-00	BODY, THROTTLE 4 CAJA 4	1	1	
8	3CF-14594-00	.NUT .TUERCA	1	1	
9	92990-08100	.WASHER, SPRING .ARANDELA PLANA	1	1	
10	60L-13756-00	BODY, THROTTLE 6 CAJA 6	1	1	
11	3CF-14594-00	.NUT .TUERCA	1	1	
12	92990-08100	.WASHER, SPRING .ARANDELA PLANA	1	1	
13	68V-14331-00	SPRING, THROTTLE VALVE RESORTE VALVULA ACELERADOR	4	4	
14	68V-81147-00	SCREW 3 TORNILLO 3	2	2	
15	69J-14960-00	BODY ASSY CAJA COMPL.	1	1	
16	68V-13473-00	O-RING ANILLO O	1	1	
17	68V-1312A-00	VALVE, CONTROL EMBLEMA, YAMAHA	1	1	
18	68V-81146-01	SCREW 2 TORNILLO 2	3	3	
19	68V-82380-00	SENSOR, PRESSURE SENSOR DE PRESION	1	1	
20	69J-13642-00	MANIFOLD 2 MULTIPLE 2	1	1	
21	97095-06010	BOLT PERNO	3	3	
22	90430-06014	GASKET JUNTA	3	3	
23	69J-13557-00	GASKET EMPAQUE	3	3	
24	99530-10114	PIN, DOWEL PASADOR, DE ESPIGA	6	6	
25	69J-14496-00	BOLT PERNO	6	6	
26	68V-14475-00	WASHER ARANDELA	6	6	
27	69J-13761-00	INJECTOR ASSY INYECTOR	3	3	

FIG. 10 THROTTLE BODY ASSY 2

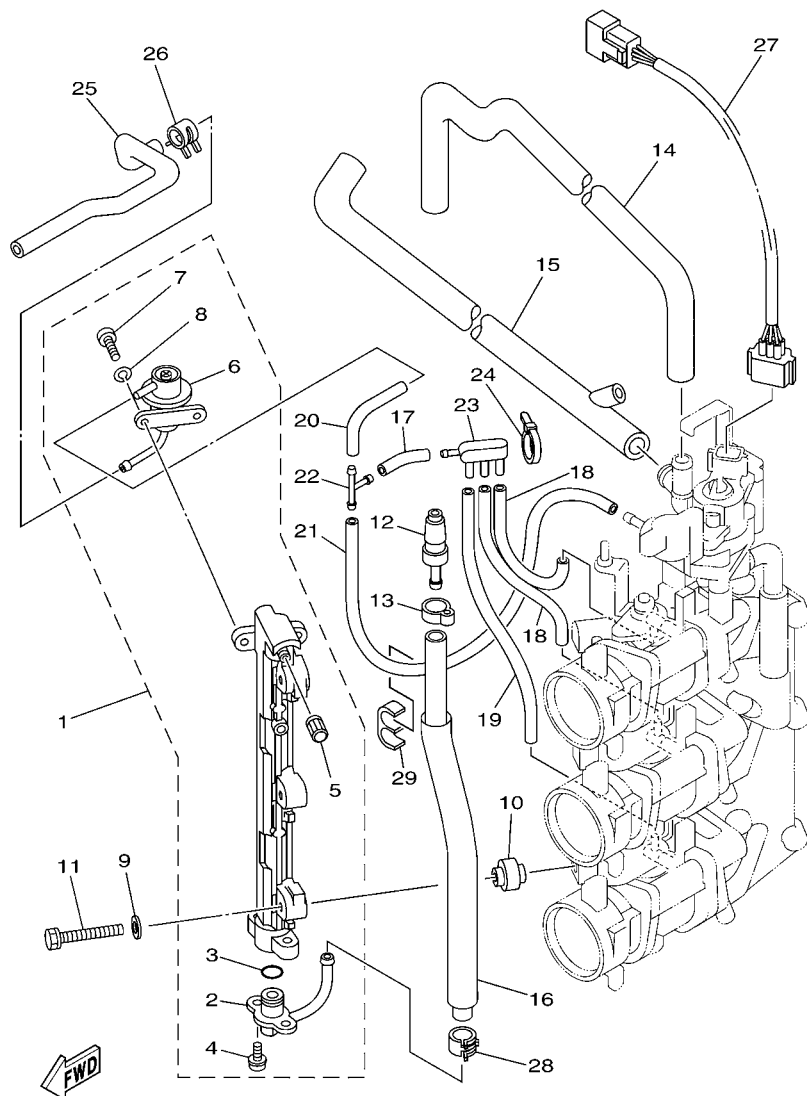
CAJA DE ACELERADOR COMPL 2



REF. NO.	PART NO. CODIGO Nº	DESCRIPTION DESCRIPCION	6S12	6S22	REMARKS OBSERVACIONES
28	68V-1410B-00	.PACKING KIT .JUEGO DE EMPAQUE	1	1	
29	68V-13766-00	RUBBER, INJECTOR ANILLO PROTECTOR	3	3	
30	69J-14321-00	SCREW, THROTTLE TORNILLO DE OBTURADOR	2	2	
31	69J-13573-00	BOLT 1 PERNO 1	2	2	
32	69J-13574-00	BOLT 2 PERNO 2	1	1	
33	69J-13547-00	HOSE 3 SELLO	1	1	
34	69J-14159-00	CLIP PRESILLA	1	1	
35	69J-14255-00	PLATE PLACA	1	1	

FIG. 11 THROTTLE BODY ASSY 3

CAJA DE ACELERADOR COMPL 3

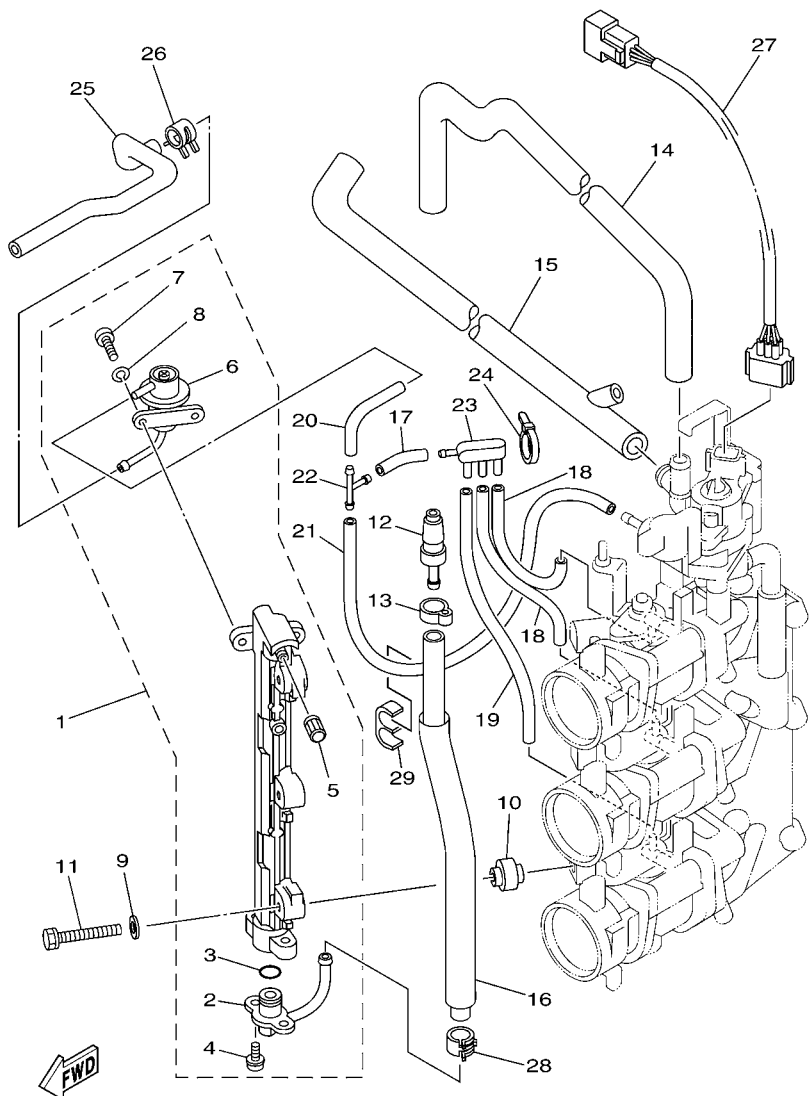


69J6100-F110

REF. NO.	PART NO. CODIGO Nº	DESCRIPTION DESCRIPCION	6S12	6S22	REMARKS OBSERVACIONES
1	69J-13170-00	DELIVERY PIPE ASSY 2 TUBO DE LLEGADA CONJUNTO 2	1	1	
2	69J-13435-00	.NIPPLE .NIPLE	1	1	
3	68V-14397-00	.O-RING .ANILLO O	1	1	
4	68V-81147-00	.SCREW 3 .TORNILLO 3	2	2	
5	68V-14225-00	.CAP .TAPA	1	1	
6	69J-13906-00	.REGULATOR, PRESSURE .REGULADOR	1	1	
7	68V-14565-00	.SCREW .TORNILLO	2	2	
8	68V-14356-00	.WASHER, SPRING .ARANDELA DE RESORTE	2	2	
9	68V-14475-00	WASHER ARANDELA	3	3	
10	68V-14264-00	COLLAR ESPACIADOR	3	3	
11	68V-14428-00	BOLT TORNILLO	3	3	
12	68F-24300-00	FUEL PIPE JOINT CONECTOR MANGUERA COMBUSTIBLE	1	1	
13	68V-24387-00	CLIP MORDAZA	1	1	
14	69J-13546-00	HOSE 2 SELLO	1	1	
15	60L-24317-00	PIPE 7 TUBO 7	1	1	
16	69J-13974-00	PIPE, FUEL 4 TUBO, COMBUSTIBLE 4	1	1	
17	68V-13544-00	HOSE, VACUUM SENSING 2 MANGUERA, DE VACIO 2	1	1	
18	5JW-14349-00	PIPE TUBO	2	2	
19	69J-13542-00	HOSE, VACUUM SENSING 1 MANGUERA, DE VACIO 1	1	1	
20	69J-13532-00	HOSE, VACUUM SENSING 3 MANGUERA, DE VACIO 3	1	1	
21	69J-13533-01	HOSE, VACUUM SENSING 4 MANGUERA, DE VACIO 4	1	1	
22	68V-24377-00	PIPE, JOINT 3 TUBO DE UNION 3	1	1	
23	69J-13595-00	JOINT TOBERA	1	1	
24	69J-14139-00	CLIP, PIPE PRESILLA TUBO	1	1	
25	69J-13975-00	PIPE, FUEL 5 TUBO, COMBUSTIBLE 5	1	1	
26	68V-24519-00	CLIP PRESILLA	1	1	
27	69J-8259L-00	WIRE HARNESS ASSY 1 CONJUNTO DE CABLES 1	1	1	

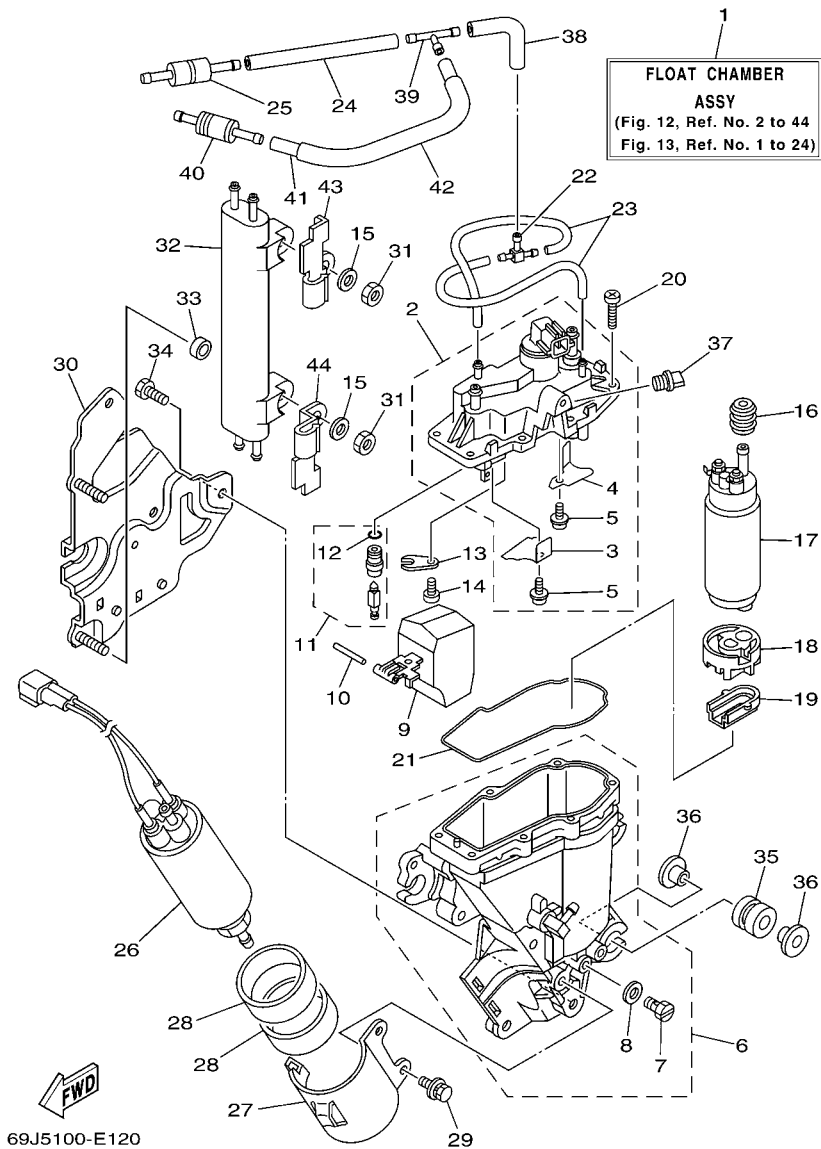
FIG. 11 THROTTLE BODY ASSY 3

CAJA DE ACELERADOR COMPL 3



69J6100-F110

REF. NO.	PART NO. CODIGO N°	DESCRIPTION DESCRIPCION	6S12	6S22	REMARKS OBSERVACIONES
28	68V-13577-00	CLIP PRESILLA	1	1	
29	69J-2417H-00	CLAMP 1 GRAMPA 1	1	1	

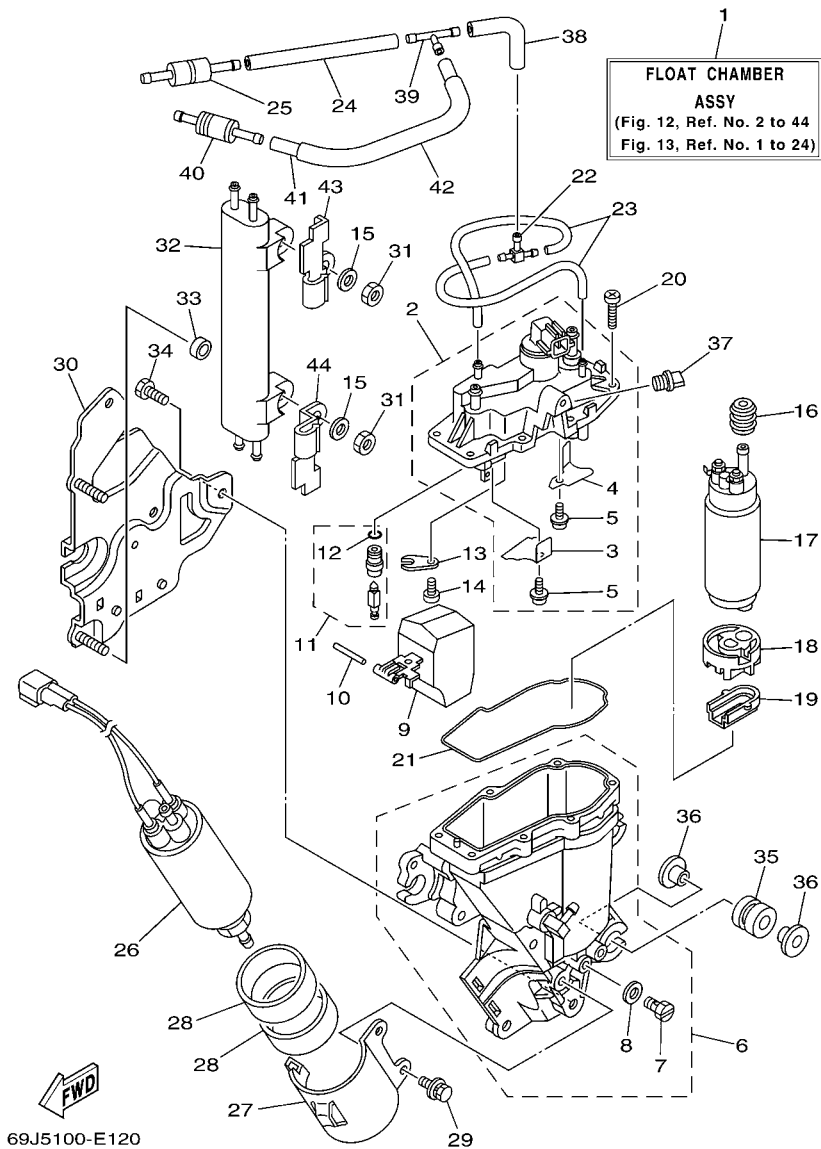


69J5100-E120

FIG. 12 FUEL INJECTION PUMP 1

BOMBA DE INYECTOR 1

REF. NO.	PART NO. CODIGO Nº	DESCRIPTION DESCRIPCION	6S12	6S22		REMARKS OBSERVACIONES
1	69J-14180-21	FLOAT CHAMBER ASSY CAMARA DE BOIA COMPLETE	1	1		
2	69J-14182-10	COVER, FLOAT CHAMBER TAPA DE CAMARA DE BOIA	1	1		
3	69J-2411R-00	.PLATE 1 .PLACA 1	1	1		
4	69J-2411T-00	.PLATE 2 .PLACA 2	1	1		
5	4SV-24453-00	.SCREW .TORNILLO	2	2		
6	69J-14181-00	BODY, FLOAT CHAMBER 1 CUERPO DE CAMARA DE BOIA	1	1		
7	266-14191-00	.PLUG, DRAIN .TORNILLO, DE DRENAJE	1	1		
8	59V-14962-00	.WASHER .ARANDELA	1	1		
9	69J-14985-00	FLOAT BOIA	1	1		
10	68V-14386-00	PIN, FLOAT PASADOR DE BOIA	1	1		
11	69J-14546-00	VALVE, NEEDLE VALVULA DE AGUJA	1	1		
12	68V-13769-00	.O-RING .ANILLO O	1	1		
13	68V-14255-00	PLATE PLACA	1	1		
14	98507-04008	SCREW, PAN HEAD TORNILLO DE CABEZA CON PLANA	1	1		
15	68V-14357-00	WASHER, PLAIN ARANDELA	2	2		
16	68V-13781-10	DAMPER, PUMP AMORTIGUADOR DE BOMBA	1	1		
17	69J-13907-03	FUEL PUMP COMP. BOMBA DE COMBUSTIBLE COMPLETE	1	1		
18	68V-13915-00	FILTER FILTRO	1	1		
19	68V-13784-00	COVER, PUMP CUBIERTA DE BOMBA	1	1		
20	68V-14567-00	SCREW TORNILLO	7	7		
21	68V-14984-00	GASKET, FLOAT CHAMBER EMPAQUE CAMARA DE BOIA	1	1		
22	69J-24379-00	PIPE, JOINT 4 TUBO DE UNION 4	1	1		
23	69J-14148-00	PIPE TUBO	2	2		
24	69J-14197-10	PIPE TUBO RESPIRADERO	1	1		
25	69J-14989-00	ORIFICE, AIR VENT ORIFICIO DE VENTILACION	1	1		
26	69J-24410-01	FUEL PUMP ASSY BOMBA DE COMBUSTIBLE COMPLETE	1	1		
27	69J-24491-00	BRACKET, FUEL PUMP SOPORTE BOMBA COMBUSTIBLE	1	1		



69J5100-E120

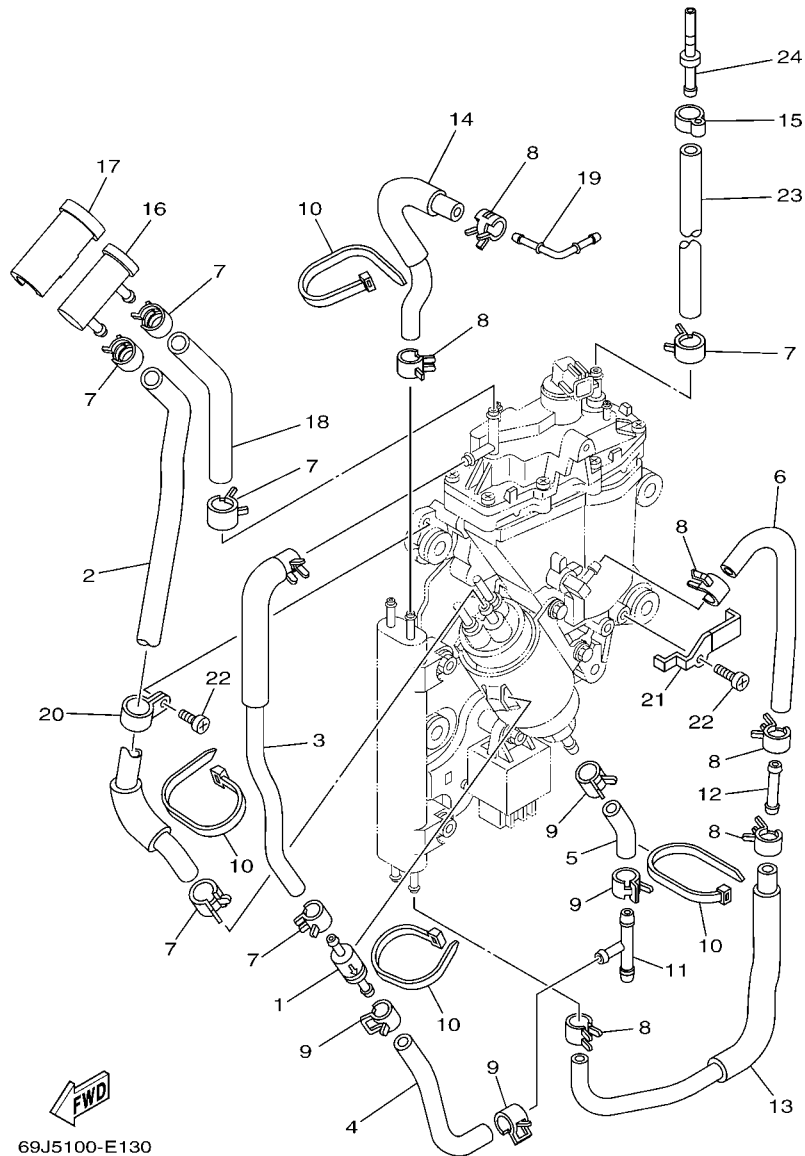
FIG. 12 FUEL INJECTION PUMP 1

BOMBA DE INYECTOR 1

REF. NO.	PART NO. CODIGO N°	DESCRIPTION DESCRIPCION	6S12	6S22			REMARKS OBSERVACIONES
28	69J-24492-00	BUSH, FUELE PUMP BUJE	2	2			
29	69J-24592-00	BOLT TORNILLO	2	2			
30	69J-24422-10	PLATE PLACA	1	1			
31	69J-14164-00	NUT, HOLDING TUERCA DE SOSTEN	2	2			
32	69J-21841-02	COOLER ENFRIADOR	1	1			
33	68V-14265-00	COLLAR COLLAR	2	2			
34	69J-14446-00	BOLT PERNO	3	3			
35	69J-13593-00	DAMPER COJINETE DE RODILLOS	4	4			
36	69J-13716-00	COLLAR COLLAR	8	8			
37	69J-14225-00	CAP TAPA	1	1			
38	60L-24321-00	PIPE 10 TUBO 10	1	1			
39	60L-24379-00	PIPE, JOINT 4 TUBO DE UNION 4	1	1			
40	60L-24460-00	RELIEF VALVE ASSY VALVELA DE DESCOMPRESION	1	1			
41	60L-24316-00	PIPE 6 TUBO 6	1	1			
42	60L-24327-00	PROTECTOR, PIPE PROTECTOR DE TUBO	1	1			
43	69J-2481H-00	CLAMP GRAMPA	1	1			
44	69J-2481H-10	CLAMP GRAMPA	1	1			

FIG. 13 FUEL INJECTION PUMP 2

BOMBA DE INYECTOR 2

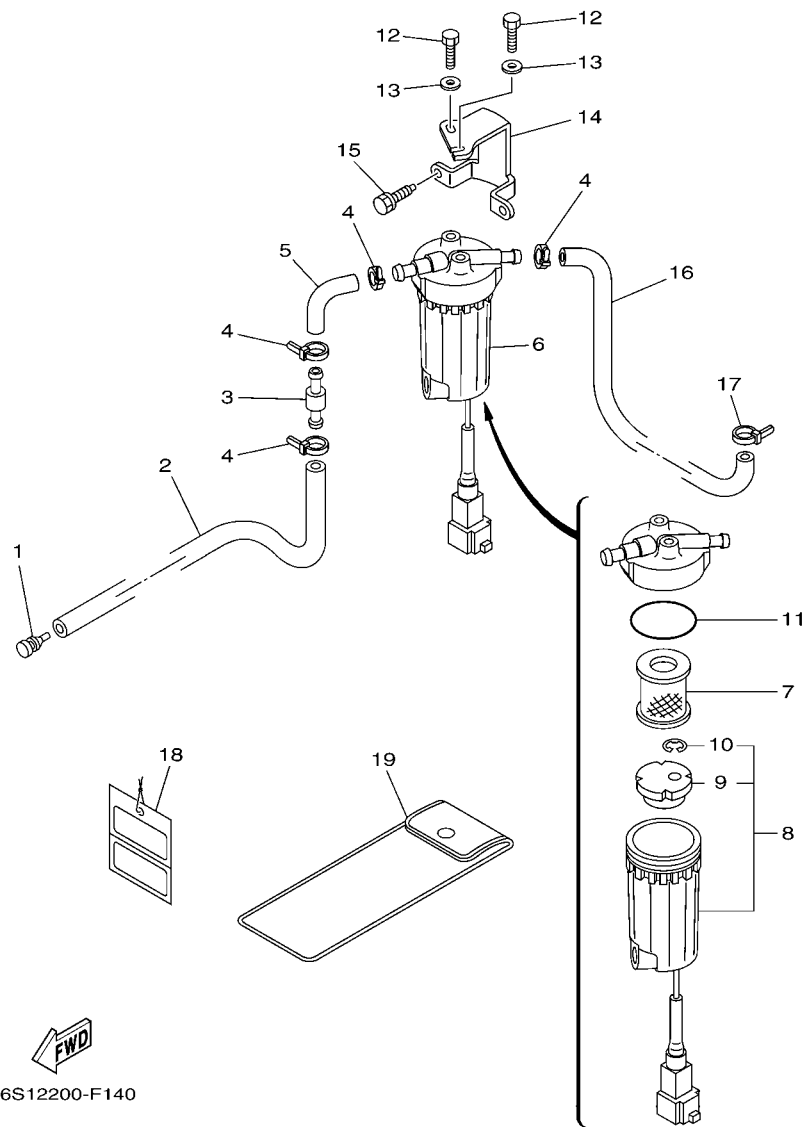


69J5100-E130

REF. NO.	PART NO. CODIGO Nº	DESCRIPTION DESCRIPCION	6S12	6S22		REMARKS OBSERVACIONES
1	69J-24460-00	RELIEF VALVE ASSY VALVELA DE DESCOMPRESION	1	1		
2	69J-24324-30	PIPE 13 TUBO 13	1	1		
3	69J-24322-10	PIPE 11 TUBO 11	1	1		
4	69J-24323-00	PIPE 12 TUBO 12	1	1		
5	69J-24317-00	PIPE 7 TUBO 7	1	1		
6	69J-24316-00	PIPE 6 TUBO 6	1	1		
7	68V-13577-00	CLIP PRESILLA	6	6		
8	68V-24519-00	CLIP PRESILLA	6	6		
9	69J-14137-00	CLIP PRESILLA	4	4		
10	68V-2481H-00	CLAMP GRAMPA	4	4		
11	6E5-24378-00	PIPE, JOINT 3 TUBO DE UNION 3	1	1		
12	69J-24461-00	PIPE, JOINT TUBO DE UNION	1	1		
13	69J-24315-00	PIPE 5 TUBO DE DESAGUE	1	1		
14	69J-13976-00	PIPE, FUEL 6 TUBO, COMBUSTIBLE 6	1	1		
15	68V-24387-00	CLIP MORDAZA	1	1		
16	69J-24501-10	FILTER, FUEL FILTRO	1	1		
17	69J-24599-10	CAP SELLO TAPA	1	1		
18	69J-24325-20	PIPE 14 TUBO 14	1	1		
19	69J-1410F-00	NIPPLE 1 NIPLE 1	1	1		
20	69J-24366-00	CLAMP, FUEL PIPE 1 GRAMPA DE TUBO DE COMBUST.1	1	1		
21	69J-24367-00	CLAMP, FUEL PIPE 2 GRAMPA DE TUBO DE COMBUST.2	1	1		
22	98582-05008	SCREW, PAN HEAD TORNILLO DE CABEZA CON PLANA	2	2		
23	69J-13974-00	PIPE, FUEL 4 TUBO, COMBUSTIBLE 4	1	1		
24	69J-24381-00	SET BAR, FUEL JOINT BARRA DE ENCAJE CONCCION COMBU	1	1		

FIG. 14 FUEL 1

COMBUSTIBLE 1

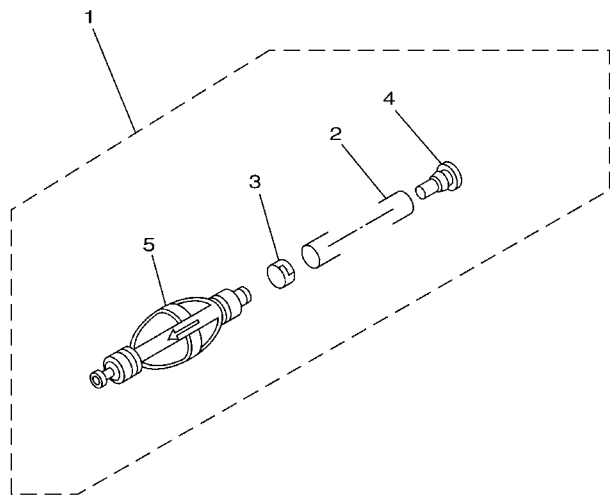



6S12200-F140

REF. NO.	PART NO. CODIGO Nº	DESCRIPTION DESCRIPCION	6S12	6S22	REMARKS OBSERVACIONES
1	689-85547-00	DAMPER AMORTIGUADOR	1	1	
2	90445-13004	HOSE (L2360) TUBO (L2360)	1	1	
3	6R3-24377-00	PIPE, JOINT 3 TUBO DE UNION 3	1	1	
4	90465-11M10	CLAMP BRIDA	4	4	
5	61A-24311-00	PIPE, FUEL 1 TUBO DE COMBUSTIBLE 1	1	1	
6	6P3-24560-00	FILTER ASSY FILTRO COMPLETO	1	1	
7	6P3-24563-00	.ELEMENT, FILTER .ELEMENTO DEL FILTRO	1	1	
8	6P3-24562-00	.CUP, FILTER .COPA DE FILTRO	1	1	
9	6P3-24469-00	..FLOAT, WATER LEVEL ..BOIA	1	1	
10	6P3-24519-00	..CLIP ..PRESILLA	1	1	
11	6P3-24564-00	.GASKET .EMPAQUE	1	1	
12	97095-06014	BOLT PERNO	2	2	
13	92995-06600	WASHER ARANDELA	2	2	
14	69J-24566-00	BRACKET, FILTER SOPORTE DEL FILTRO	1	1	
15	90119-06037	BOLT, WITH WASHER TORNILLO CON ARANDELA	2	2	
16	69J-24313-00	PIPE 3 TUBO 3	1	1	
17	90465-11M10	CLAMP BRIDA	1	1	
18	61H-2819R-31	TAG, WARNING ETIQUETA DE ADVERTENCIA	1	1	FOR CAR FOR CAR
19	69J-28100-01	TOOL KIT JUEGO DE HERRAMIENTAS	1	1	

FIG. 15 FUEL 2

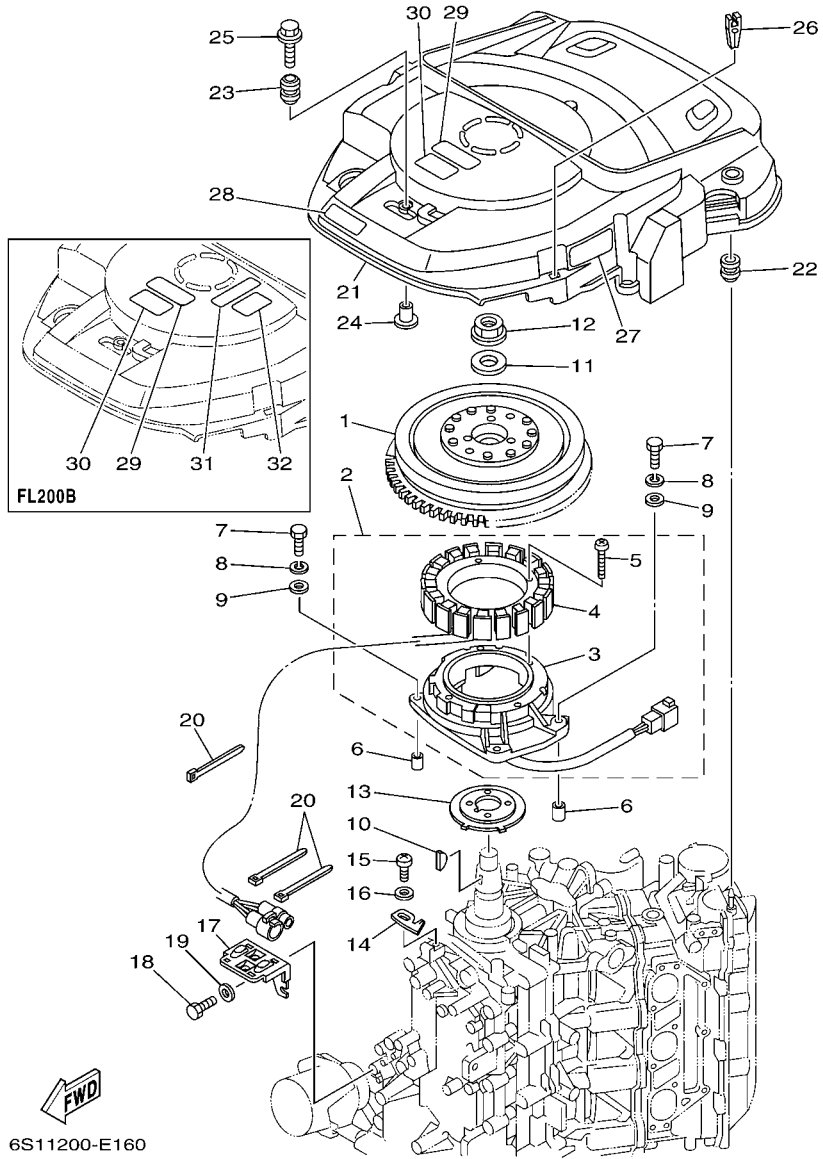
COMBUSTIBLE 2



REF. NO.	PART NO. CODIGO Nº	DESCRIPTION DESCRIPCION	6S12	6S22			REMARKS OBSERVACIONES
1	6Y2-24307-50	FUEL PIPE COMP. 2 MANGUERA COMPL, COMBUSTIBLE 2	1	1			AP EXCEPT CHN AP EXCEPT CHN
2	90445-13M01	.HOSE (L2050) .MANGUERA (L2050)	1	1			
3	6E5-24351-51	.BAND 1 .ABRAZADERA 1	1	1			
4	90480-06M19	.GROMMET .TAPON	1	1			
5	6Y2-24360-60	.PRIMER PUMP ASSY .SOPORTE BOMBA	1	1			



67F0100-1100

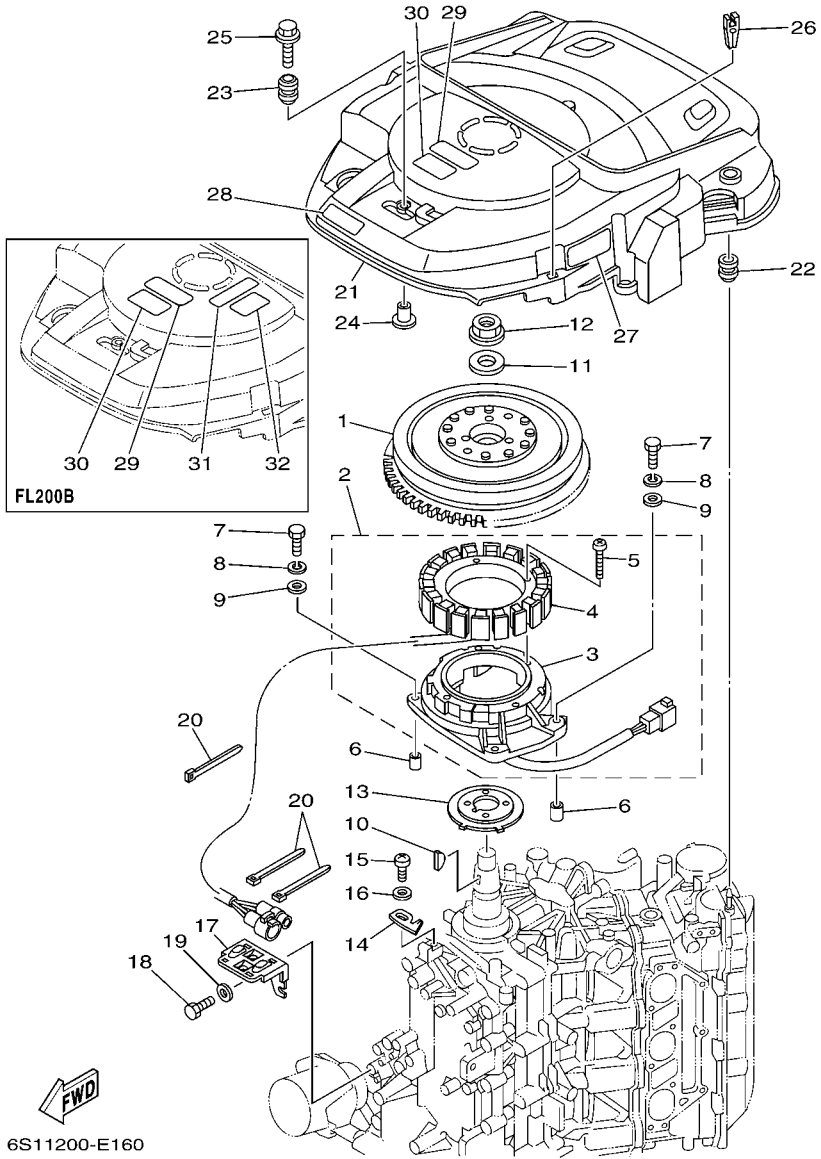


6S11200-E160

FIG. 16 GENERATOR

GENERADOR

REF. NO.	PART NO. CODIGO Nº	DESCRIPTION DESCRIPCION	6S12	6S22	REMARKS OBSERVACIONES
1	69J-81450-10	ROTOR ASSY ROTOR COMPLETO	1	1	
2	69J-81460-01	BASE ASSY CONJUNTO BASE	1	1	
3	69J-85580-00	.COIL, PULSER .BOBINA DE PULSACION	1	1	
4	69J-81410-10	.STATOR ASSY .ESTATOR COMPLETO	1	1	
5	63D-81345-20	.SCREW, WITH WASHER (M6X30) .TORNILLO CON ARANDELA (M6X30)	4	4	
6	99530-08012	PIN, DOWEL PASADOR, DE ESPIGA	2	2	
7	97095-06035	BOLT PERNO	4	4	
8	92995-06100	WASHER, SPRING ARANDELA	4	4	
9	92995-06600	WASHER ARANDELA	4	4	
10	90280-05015	KEY, WOODRUFF CUNA WOODRUFF	1	1	
11	90201-24014	WASHER, PLATE ARANDELA PLANA	1	1	
12	90179-24002	NUT TUERCA	1	1	
13	69J-81673-00	ROTOR ROTOR	1	1	
14	6P2-81332-00	PLATE, TIMING PLACA REGULADOR DE TIEMPO	1	1	
15	97885-06010	SCREW, PAN HEAD TORNILLO A MUESCA	1	1	
16	92995-06600	WASHER ARANDELA	1	1	
17	69J-8132G-00	PLATE PLACA	1	1	
18	97095-06016	BOLT PERNO	1	1	
19	92995-06600	WASHER ARANDELA	1	1	
20	90465-14M66	CLAMP BRIDA	3	3	
21	69J-81337-00	COVER, FLYWHEEL CUBIERTA DE VOLANTE	1	1	
22	663-82317-01	DAMPER, IGNITION COIL AMORTIGUADOR BOBINA ENCENDIDO	2	2	
23	6A0-82317-00	DAMPER, IGNITION COIL AMORTIGUADOR BOBINA ENCENDIDO	3	3	
24	90387-06119	COLLAR ESPACIADOR	3	3	
25	90119-06M59	BOLT, WITH WASHER TORNILLO CON ARANDELA	3	3	
26	67F-2812A-00	PULLER, FUSE TIRADOR DE FUSIBLE	1	1	
27	69J-81919-20	GRAPHIC, REGULATOR CALCAMONIA DE REGULADOR	1	1	



6S11200-E160

FIG. 16 GENERATOR

GENERADOR

REF. NO.	PART NO. CODIGO N°	DESCRIPTION DESCRIPCION	6S12	6S22	REMARKS OBSERVACIONES
28	60L-13437-41	MARK, CAUTION MARKER	1	1	FOR CHN,MYS,KOR
	60L-13437-61	MARK, CAUTION MARKER	1	1	FOR CHN,MYS,KOR FOR CAR,COL
29	6A1-83625-41	MARK 5 MARCA 5	1	1	FOR CAR,COL
30	6A1-83625-51	MARK 5 MARCA 5	1	1	FOR CAR,COL
31	6K1-83623-41	MARK 3 MARCA 3		1	FOR CAR,COL
32	6K1-83623-50	MARK 3 MARCA 3		1	FOR CAR,COL

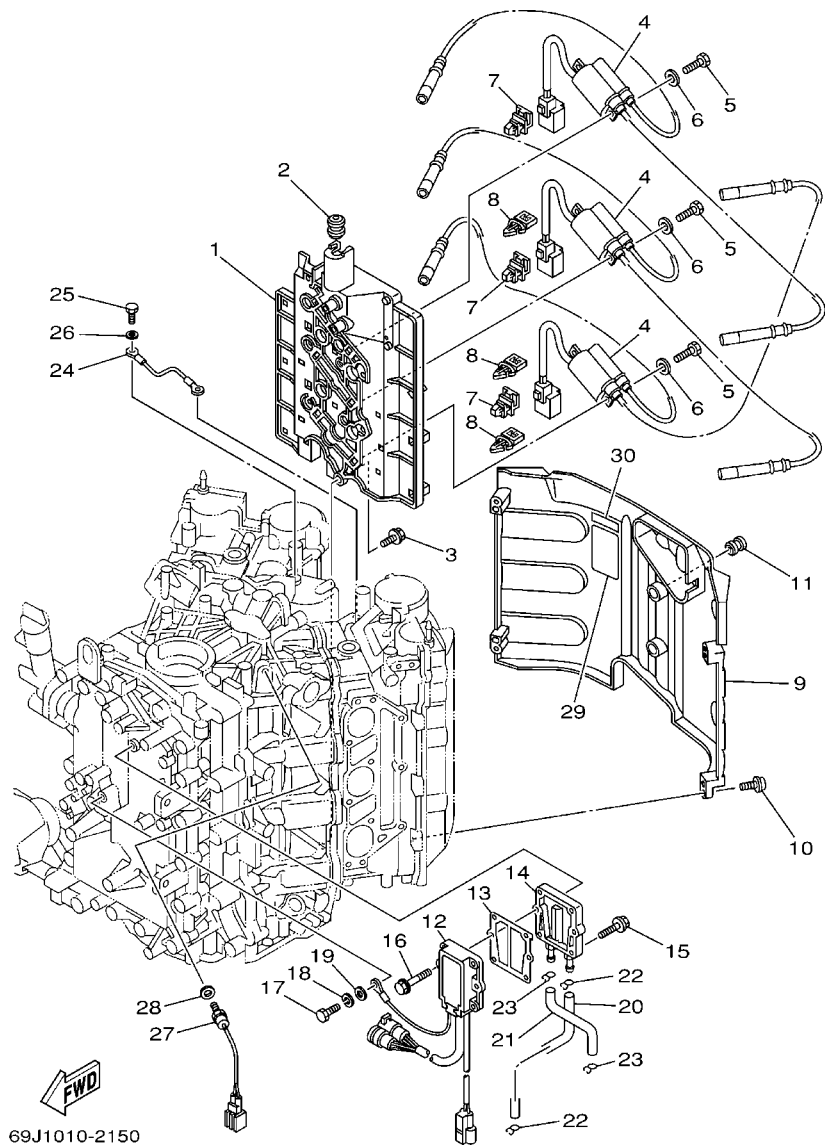


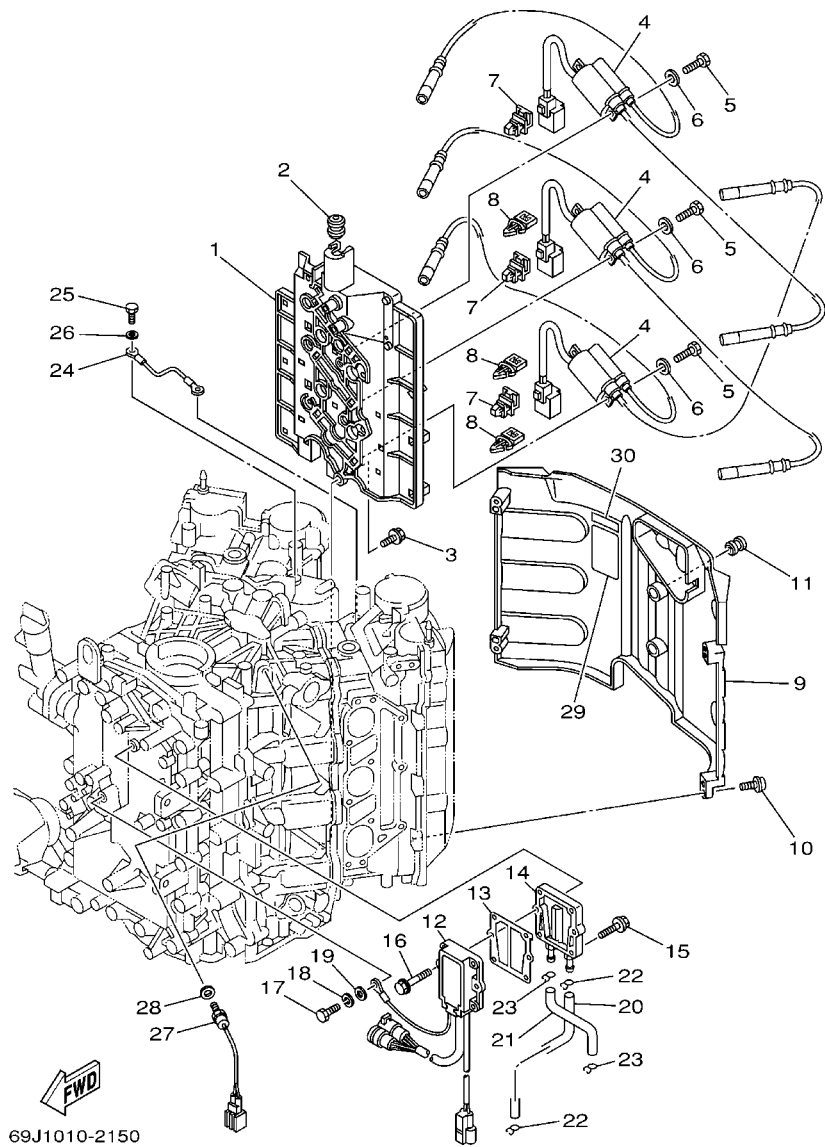
FIG. 17 ELECTRICAL 1

EQUIPO ELECTRICO 1

REF. NO.	PART NO. CODIGO N°	DESCRIPTION DESCRIPCION	6S12	6S22	REMARKS OBSERVACIONES
1	69J-82316-00	BRACKET, IGNITION COIL SOPORTE BOBINA ENCENDIDO	1	1	
2	90480-09M21	GROMMET TAPON	1	1	
3	90119-06M82	BOLT, WITH WASHER TORNILLO CON ARANDELA	6	6	
4	69J-82310-00	IGNITION COIL ASSY BOBINA DE ENCENDIDO COMPLETA	3	3	
5	97095-06020	BOLT PERNO	6	6	
6	92995-06600	WASHER ARANDELA	6	6	
7	90464-12002	CLAMP BRIDA	3	3	
8	90464-07M56	CLAMP BRIDA	3	3	
9	69J-82314-00	COVER, IGNITION COIL CUBIERTA BOBINA ENCENDIDO	1	1	
10	90110-06038	BOLT, HEXAGON SOCKET HEAD TORNILLO ALLEN	4	4	
11	663-82317-01	DAMPER, IGNITION COIL AMORTIGUADOR BOBINA ENCENDIDO	2	2	
12	69J-81960-11	RECTIFIER & REGULATOR ASSY RECTIFICADOR Y REGULADOR	1	1	
13	69J-81975-A0	PLATE, RECTIFIER FITTING PLACA ACCESORIA RECTIF.	1	1	
14	69J-81972-01-1S	COVER, RECTIFIER CUBIERTA DE RECTIFICADOR	1	1	
15	90119-06MA3	BOLT, WITH WASHER TORNILLO CON ARANDELA	4	4	
16	90119-06MA5	BOLT, WITH WASHER TORNILLO CON ARANDELA	2	2	
17	97095-06020	BOLT PERNO	1	1	
18	92995-06100	WASHER, SPRING ARANDELA	1	1	
19	92995-06600	WASHER ARANDELA	1	1	
20	69J-12482-00	PIPE 2 TUBO 2	1	1	
21	69J-12481-00	PIPE 1 TUBO 1	1	1	
22	90467-09M03	CLIP PRESILLA	2	2	
23	90467-08M18	CLIP PRESILLA	2	2	
24	69J-82519-00	WIRE, EARTH LEAD CABLE CONDUCTOR A TIERRA	1	1	
25	97095-06012	BOLT PERNO	2	2	
26	92995-06600	WASHER ARANDELA	2	2	
27	61A-85790-00	THERMOSENSOR ASSY TERMICA SENSORIO	1	1	

FIG. 17 ELECTRICAL 1

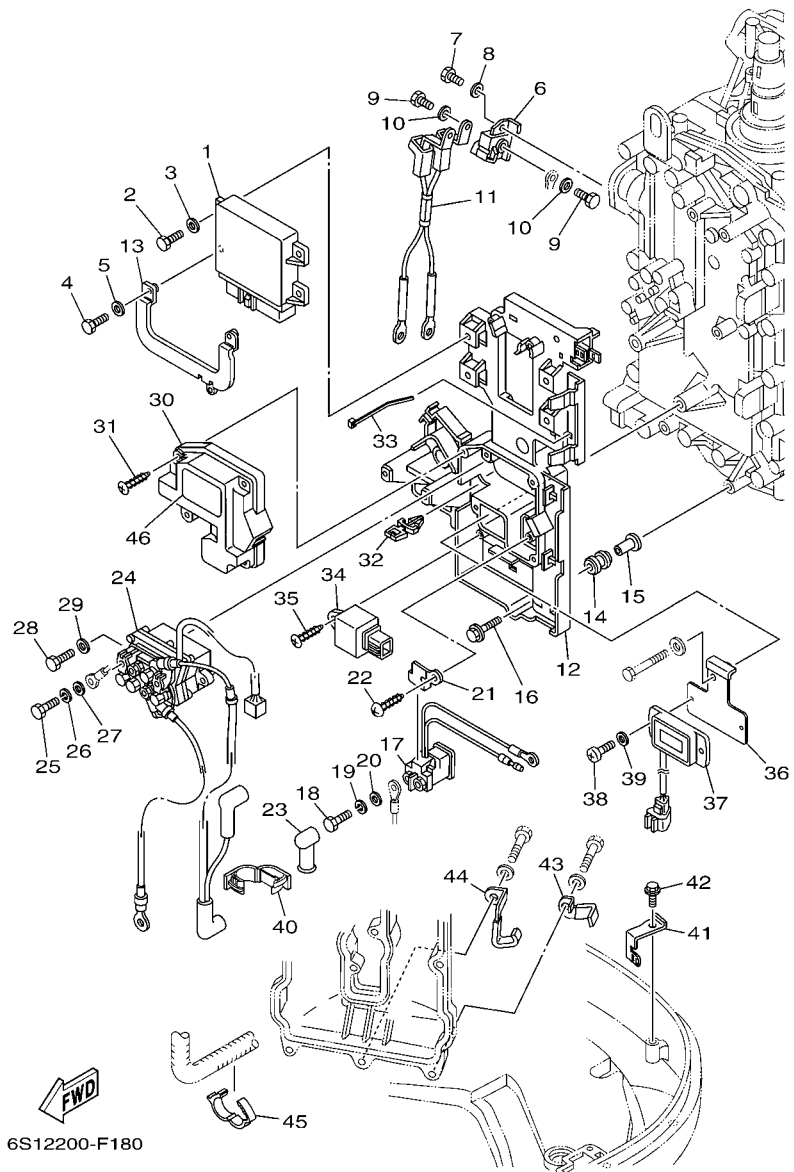
EQUIPO ELECTRICO 1



REF. NO.	PART NO. CODIGO Nº	DESCRIPTION DESCRIPCION	6S12	6S22		REMARKS OBSERVACIONES
28	92990-10600	WASHER, PLATE ARANDELA PLANA	1	1		
29	69J-83626-00	MARK 6 MARCA 6	1	1		
30	67F-12138-40	MARK, CAUTION MARKER	1	1		FOR CHN,MYS,KOR FOR CHN,MYS,KOR
	67F-12138-60	MARK, CAUTION MARKER	1	1		FOR CAR,COL FOR CAR,COL

FIG. 18 ELECTRICAL 2

EQUIPO ELECTRICO 2

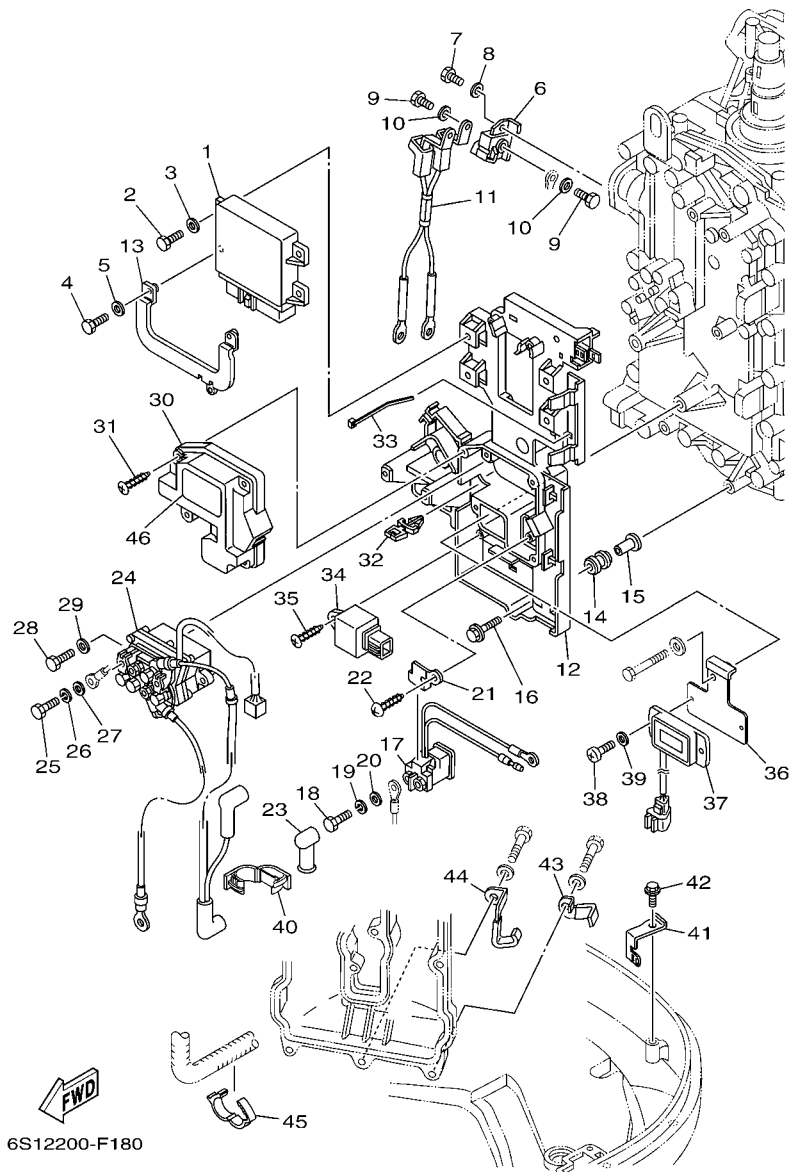


6S12200-F180

REF. NO.	PART NO. CODIGO Nº	DESCRIPTION DESCRIPCION	6S12	6S22	REMARKS OBSERVACIONES
1	6S1-8591A-10	ENGINE CONTROL UNIT ASSY UNIDAD CONTROL	1	1	
2	97095-06016	BOLT PERNO	2	2	
3	92995-06600	WASHER ARANDELA	2	2	
4	97095-06020	BOLT PERNO	2	2	
5	92995-06600	WASHER ARANDELA	2	2	
6	69J-81925-00	TERMINAL TERMINAL	1	1	
7	97095-08020	BOLT PERNO	2	2	
8	92995-08600	WASHER ARANDELA	2	2	
9	97095-06014	BOLT PERNO	2	2	
10	92995-06600	WASHER ARANDELA	2	2	
11	69J-82105-00	WIRE HARNESS ARNES DE CABLES	1	1	
12	69J-81948-00	BRACKET SOPORTE	1	1	
13	69J-82588-00	PLATE PLACA	1	1	
14	6A0-82317-00	DAMPER, IGNITION COIL AMORTIGUADOR BOBINA ENCENDIDO	6	6	
15	90387-06119	COLLAR ESPACIADOR	6	6	
16	90119-06M59	BOLT, WITH WASHER TORNILLO CON ARANDELA	6	6	
17	68V-8194A-00	RELAY RELE	1	1	
18	97095-06010	BOLT PERNO	2	2	
19	92995-06100	WASHER, SPRING ARANDELA	2	2	
20	92995-06600	WASHER ARANDELA	2	2	
21	68V-81953-00	STAY, RELAY SOPORTE DE RELE	1	1	
22	97780-60620	SCREW, TAPPING TORNILLO DE CABEZA DE CONO ACH	1	1	
23	6G5-82119-00	COVER, LEAD WIRE CUBIERTA DE CABLE CONDUCTOR	1	1	
24	69J-81950-11	RELAY ASSY RELE COMPLETO	1	1	
25	97095-06010	BOLT PERNO	2	2	
26	92995-06100	WASHER, SPRING ARANDELA	2	2	
27	92995-06600	WASHER ARANDELA	2	2	

FIG. 18 ELECTRICAL 2

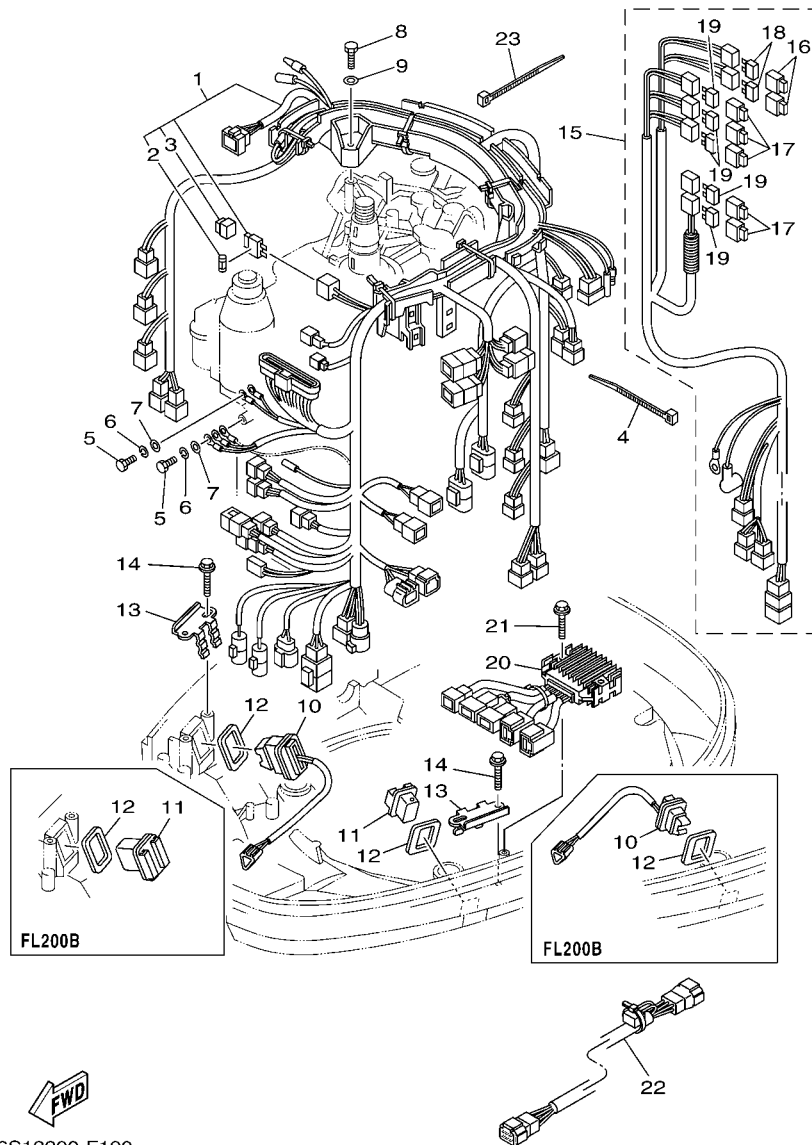
EQUIPO ELECTRICO 2



REF. NO.	PART NO. CODIGO Nº	DESCRIPTION DESCRIPCION	6S12	6S22	REMARKS OBSERVACIONES
28	97013-06025	BOLT PERNO	2	2	
29	92903-06600	WASHER, PLATE RONDANA SENCILLA	2	2	
30	69J-81942-00	COVER CUBIERTA	1	1	
31	90169-05M00	SCREW, TRUSS HEAD TAPPING TORNILLO	4	4	
32	90464-07M56	CLAMP BRIDA	2	2	
33	90465-14M66	CLAMP BRIDA	6	6	
34	68V-81950-00	RELAY ASSY RELE COMPLETO	1	1	
35	97780-60625	SCREW, TAPPING TORNILLO DE CABEZA DE CONO ACH	1	1	
36	6S1-8350E-00	BRACKET SOPORTE	1	1	
37	6Y5-83504-20	HOUR METER ASSY MEDIDOR DE HORAS COMPLETO	1	1	
38	97880-05014	SCREW, PAN HEAD TORNILLO DE CABEZA CON PLANA	2	2	
39	92990-05600	WASHER, PLATE ARANDELA PLANA	2	2	
40	90464-18004	CLAMP BRIDA	1	1	
41	69J-8366G-01	BRACKET 3 SOPORTE 3	1	1	
42	90109-06M86	BOLT PERNO	1	1	
43	90465-08049	CLAMP BRIDA	1	1	
44	90462-08024	CLAMP BRIDA	1	1	
45	90464-18004	CLAMP BRIDA	1	1	
46	69J-81919-00	GRAPHIC, REGULATOR CALCAMONIA DE REGULADOR	1	1	

FIG. 19 ELECTRICAL 3

EQUIPO ELECTRICO 3

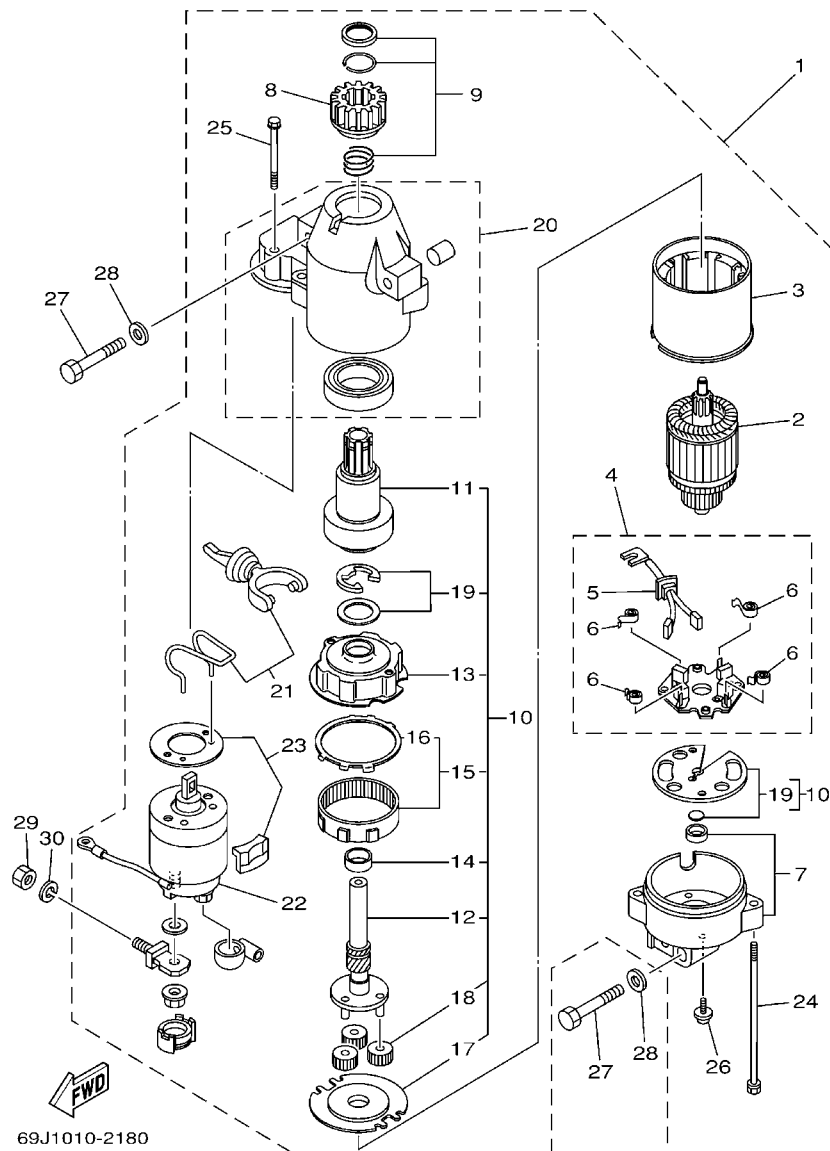


REF. NO.	PART NO. CODIGO Nº	DESCRIPTION DESCRIPCION	6S12	6S22	REMARKS OBSERVACIONES
1	6S1-82590-10	WIRE HARNESS ASSY CONJUNTO DE CABLES	1	1	
2	67F-82151-20	.FUSE (5A) .FUSIBLE (5A)	2	2	
3	69J-8215B-00	.CAP (BROWN) .TAPA (CASTANO)	1	1	
4	90465-14M66	CLAMP BRIDA	1	1	
5	97095-06020	BOLT PERNO	2	2	
6	92995-06100	WASHER, SPRING ARANDELA	2	2	
7	92995-06600	WASHER ARANDELA	2	2	
8	97095-06035	BOLT PERNO	3	3	
9	92995-06600	WASHER ARANDELA	3	3	
10	69J-82563-00	TRIM & TILT SWITCH ASSY INTERRUPTOR DE INCLINACION	1	1	
11	69J-42723-00-8D	COVER, BOTTOM CUBIERTA INFERIOR	1	1	
12	69J-82587-00	GASKET EMPAQUETADURA	2	2	
13	69J-83614-10	BRACKET SOPORTE	2	2	
14	90109-06M86	BOLT PERNO	4	4	
15	69J-8259N-11	WIRE HARNESS ASSY 3 ARNES DE CABLES	1	1	
16	67F-8215B-10	.CAP (YELLOW) .TAPA (AMARILLO)	2	2	
17	67F-8215B-20	.CAP (GREEN) .TAPA (GREEN)	5	5	
18	67F-82151-00	.FUSE (20A) .FUSIBLE (20A)	4	4	
19	67F-82151-10	.FUSE (30A) .FUSIBLE (30A)	10	10	
20	69J-83306-01	DRIVE UNIT ASSY UNIDAD DE PASEO	1	1	
21	90109-06M82	BOLT PERNO	2	2	
22	69J-81315-00	LEAD WIRE ASSY CABLE CONDUCTOR COMPLETO	1	1	
23	90465-14M66	CLAMP BRIDA	1	1	

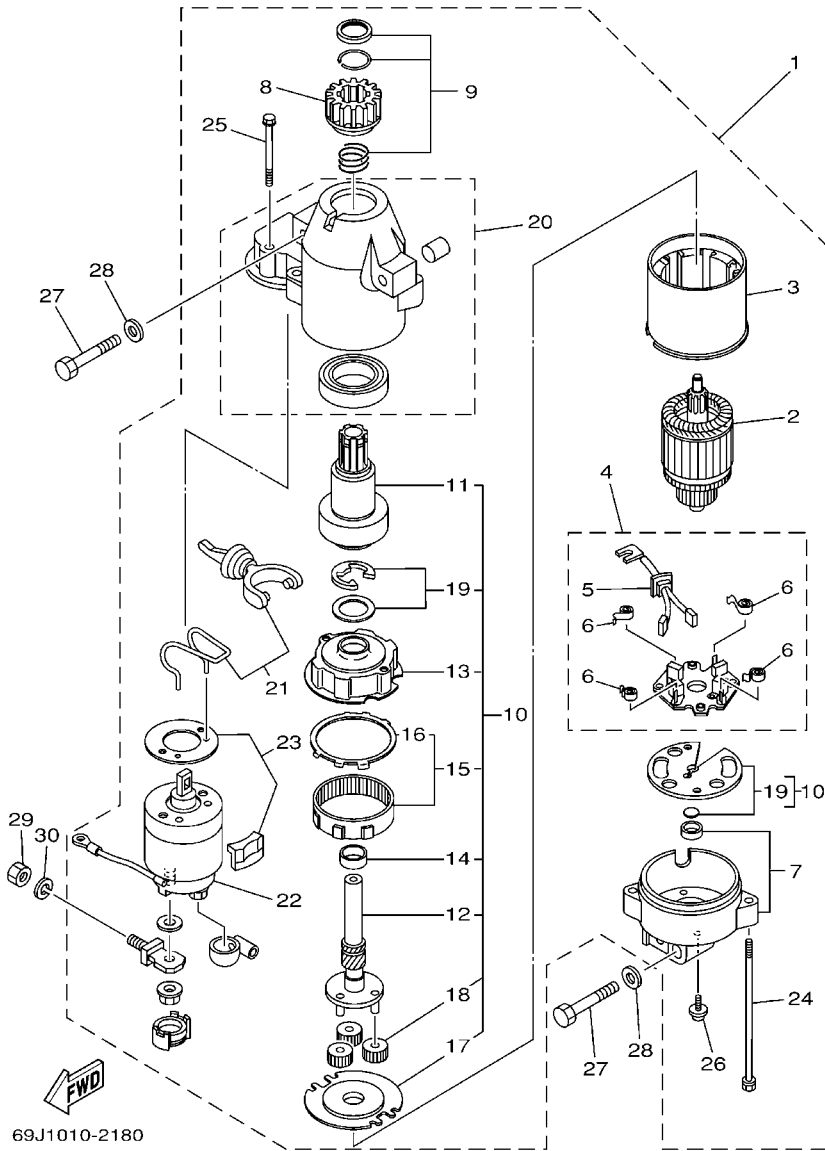

6S12200-F190

FIG. 20 STARTING MOTOR

MOTOR DE ARRANQUE



REF. NO.	PART NO. CODIGO N°	DESCRIPTION DESCRIPCION	6S12	6S22	REMARKS OBSERVACIONES
1	69J-81800-00	STARTING MOTOR ASSY MOTOR DE ARRANQUE COMPLETO	1	1	
2	67F-81850-00	..ARMATURE ASSY ..INDUCIDO COMPLETO	1	1	
3	67F-81810-00	..STATOR ASSY ..ESTATOR COMPLETO	1	1	
4	69J-81840-00	..BRUSH HOLDER ASSY ..SOSTEN DE ESCOBILLA COMPLETO	1	1	
5	69J-81801-00	..BRUSH SET ..JUEGO DE ESCOBILLA	1	1	
6	67F-81813-00	..SPRING, BRUSH ..RESORTE DE ESCOBILLA	4	4	
7	68F-81820-00	..REAR BRACKET ASSY ..CUBIERTA TRASERA COMPL	1	1	
8	67F-81808-00	..PINION ASSY ..PINON	1	1	
9	67F-81857-00	..PINION STOPPER SET ..JUEGO TAPON PINON	1	1	
10	67F-81807-00	..GEAR ASSY, STARTING MOTOR ..PINON CONJUNTO	1	1	
11	67F-81832-00	..CLUTCH, OVER RUN ..PINON COMPL	1	1	
12	67F-81836-00	..SHAFT, PINION ..ARBOL, PINON	1	1	
13	67F-81821-00	..BRACKET, CENTER 1 ..SOPORTE, CENTRO 1	1	1	
14	67F-81841-00	..BEARING ..PORTADOR	1	1	
15	67F-81891-00	..GEAR, RING ..ENGRANAJE ANILLO	1	1	
16	67F-8183R-00	..GASKET ..EMPAQUETADURA	1	1	
17	67F-81830-00	..BRACKET, CENTER 2 ..SOPORTE, CENTRO 2	1	1	
18	60V-8183T-00	..GEAR, IDLER ..ENGRENAJE NEUTRO	3	3	
19	67F-81809-00	..WASHER KIT ..JUEGO DE ARANDELA	1	1	
20	69J-81842-00	..COVER ..TAPA	1	1	
21	69J-81839-00	..LEVER ASSY ..PALANCA COMPL.	1	1	
22	69J-81941-00	..STARTER RELAY ASSY ..RELE DE ARRANQUE	1	1	
23	69J-81869-00	..COVER, DUST ..CUBIERTA PARA POLVO	1	1	
24	6K7-81826-10	..BOLT ..PERNO	2	2	
25	69J-81828-00	..BOLT 2 ..TORNILLO DE EMPUJE 2	2	2	
26	67F-81846-00	..SCREW ..TORNILLO	2	2	
27	97013-08045	BOLT PERNO	3	3	



69J1010-2180

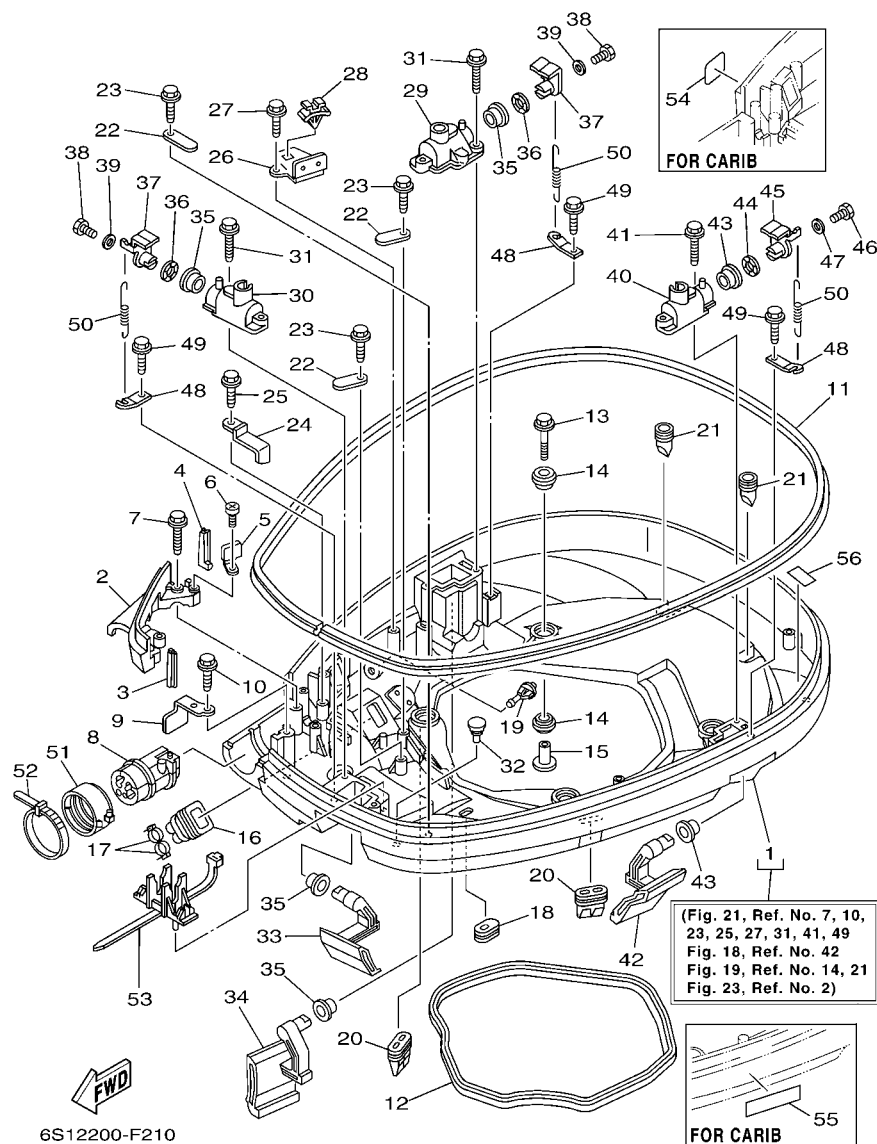
FIG. 20 STARTING MOTOR

MOTOR DE ARRANQUE

REF. NO.	PART NO. CODIGO Nº	DESCRIPTION DESCRIPCION	6S12	6S22			REMARKS OBSERVACIONES
28	92903-08600	WASHER, PLATE RONDANA SENCILLA	3	3			
29	95333-08600	NUT TUERCA	1	1			
30	92903-08100	WASHER, SPRING RONDANA SENCILLA	1	1			

FIG. 21 BOTTOM COWLING 1

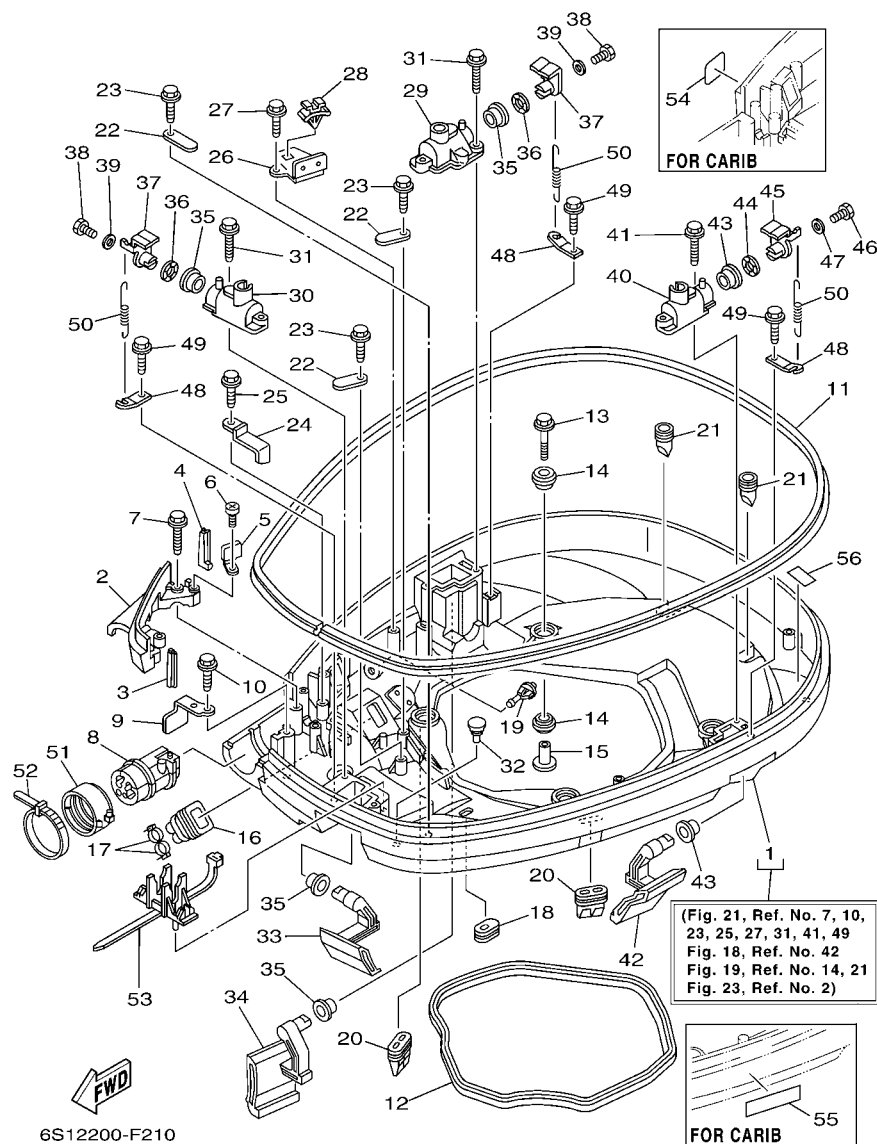
CUBIERTA INFERIOR 1



REF. NO.	PART NO. CODIGO Nº	DESCRIPTION DESCRIPCION	6S12	6S22	REMARKS OBSERVACIONES
1	69J-42710-02-8D	BOTTOM COWLING ASSY CUBIERTA INFERIOR COMPL.	1	1	
2	69J-42738-02-5B	PLATE, FITTING PLACA DE AJUSTE	1	1	
3	6P2-42717-00	RUBBER, SEAL 2 GOMA	1	1	
4	6P2-42718-00	RUBBER, SEAL 3 GOMA	1	1	
5	69J-42744-11	STAY SOPORTE	1	1	
6	97885-06010	SCREW, PAN HEAD TORNILLO A MUESCA	1	1	
7	90109-06M82	BOLT PERNO	2	2	
8	69J-42725-01	GROMMET TAPON	1	1	
9	64D-42738-10-5B	PLATE, FITTING PLACA DE AJUSTE	1	1	
10	90109-06M82	BOLT PERNO	1	1	
11	6P2-42615-00	SEAL SELLO	1	1	
12	69J-42716-00	RUBBER, SEAL 1 SELLO DE GOMA 1	1	1	
13	90119-08M22	BOLT, WITH WASHER TORNILLO CON ARANDELA	4	4	
14	90480-22M81	GROMMET TAPON	8	8	
15	90387-08M37	COLLAR ESPACIADOR	4	4	
16	6H1-42726-21	GROMMET TAPON	1	1	
17	90465-11M10	CLAMP BRIDA	2	2	
18	61A-42727-00	GROMMET TAPON	1	1	
19	6P2-44391-00	NIPPLE, HOSE NIPLE MANGUERA	1	1	
20	69J-42717-00	RUBBER, SEAL 2 GOMA	2	2	
21	61A-42717-00	RUBBER, SEAL 2 GOMA	2	2	
22	6E5-82588-00	PLATE PLACA	3	3	
23	90109-06M81	BOLT PERNO	3	3	
24	90462-20001	CLAMP BRIDA	1	1	
25	90109-06M86	BOLT PERNO	1	1	
26	69J-82554-01	STAY, NEUTRAL SWITCH SOPORTE INTERRUPTOR DE NEUTRAL	1	1	
27	90109-06M86	BOLT PERNO	1	1	

FIG. 21 BOTTOM COWLING 1

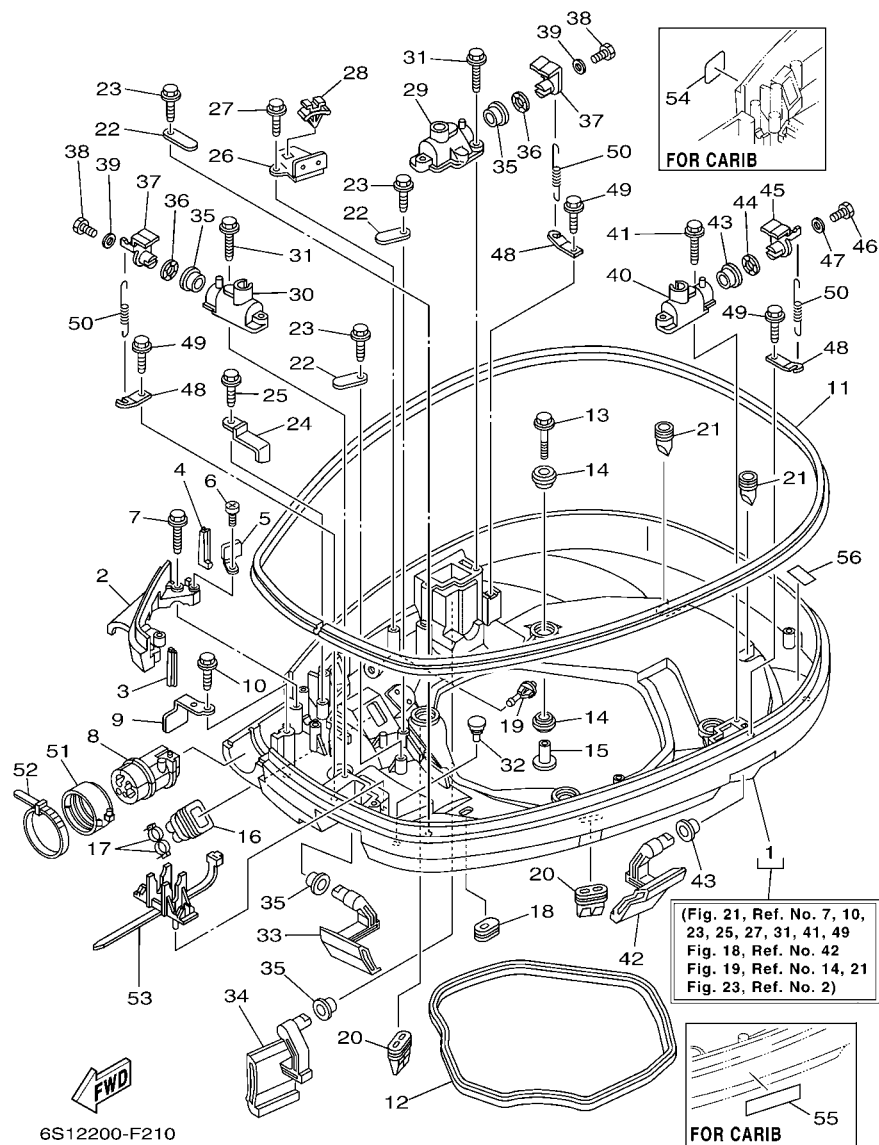
CUBIERTA INFERIOR 1



REF. NO.	PART NO. CODIGO Nº	DESCRIPTION DESCRIPCION	6S12	6S22	REMARKS OBSERVACIONES
28	90464-09M47	CLAMP BRIDA	1	1	
29	68F-42828-03-94	PLATE, CLAMP PLACA, GRAMPA	1	1	
30	69J-42828-02-94	PLATE, CLAMP PLACA, GRAMPA	1	1	
31	90109-06M82	BOLT PERNO	4	4	
32	6H4-42748-00	GROMMET TAPON	2	2	
33	69J-42815-00-8D	LEVER, CLAMP PALANCA ABRAZADERA	1	1	
34	69J-42817-00-8D	LEVER, CLAMP PALANCA ABRAZADERA	1	1	
35	90386-15M73	BUSH BUJE	4	4	
36	90206-15M18	WASHER, WAVE ARANDELA ONDULADA	2	2	
37	68F-42818-01	LEVER, CLAMP PALANCA, ABRAZADERA	2	2	
38	97095-06020	BOLT PERNO	2	2	
39	90201-06068	WASHER, PLATE ARANDELA PLANA	2	2	
40	69J-42828-10-94	PLATE, CLAMP PLACA, GRAMPA	1	1	
41	90109-06M82	BOLT PERNO	2	2	
42	69J-42816-00-8D	LEVER, CLAMP PALANCA ABRAZADERA	1	1	
43	90386-15M73	BUSH BUJE	2	2	
44	90206-15M18	WASHER, WAVE ARANDELA ONDULADA	1	1	
45	6D8-42818-00	LEVER, CLAMP PALANCA, ABRAZADERA	1	1	
46	97095-06020	BOLT PERNO	1	1	
47	90201-06068	WASHER, PLATE ARANDELA PLANA	1	1	
48	64D-43144-00	HOOK, SPRING GANCHO	3	3	
49	90109-06M86	BOLT PERNO	3	3	
50	90506-16M34	SPRING, TENSION RESORTE DE TENSION	3	3	
51	68F-42753-00	FASTNER TIRADOR	1	1	AP
52	90464-20258	CLAMP BRIDA	1	1	AP
53	68V-82594-00	CLAMP GRAMPA	1	1	AP
54	6A1-28176-00	LABEL, CAUTION ETIQUETA DE PRECAUCION	1	1	FOR CAR FOR CAR

FIG. 21 BOTTOM COWLING 1

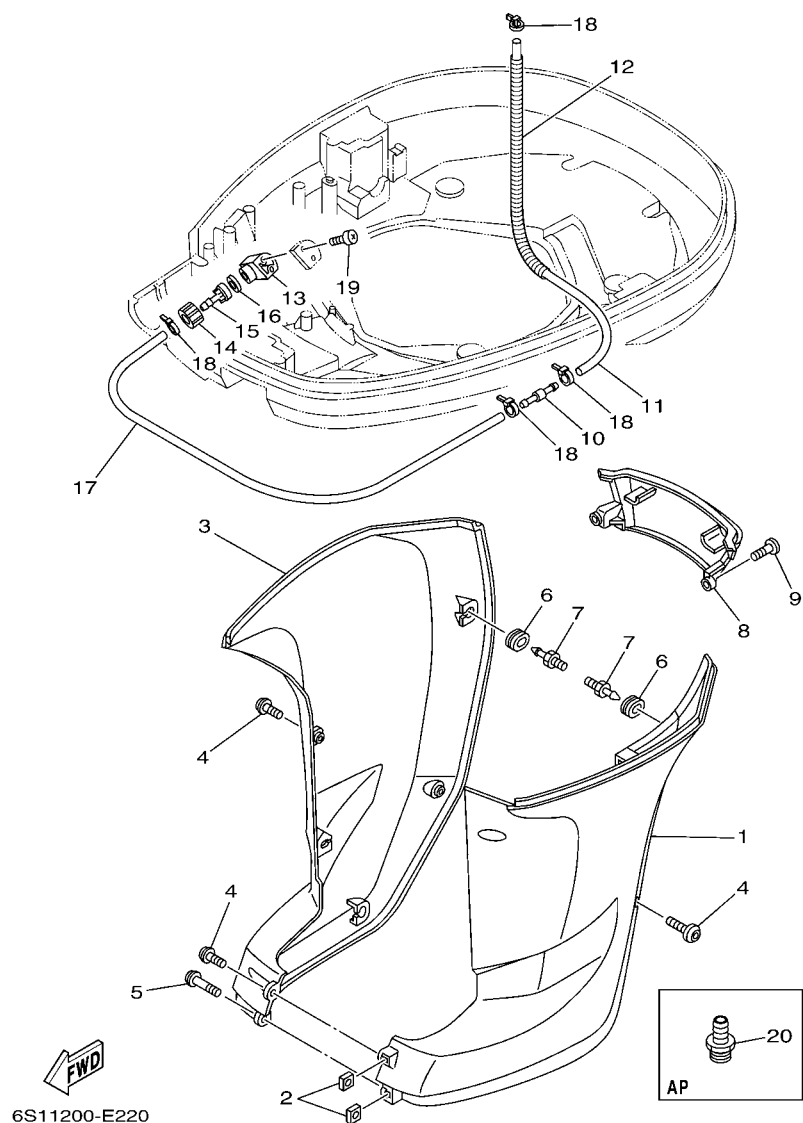
CUBIERTA INFERIOR 1



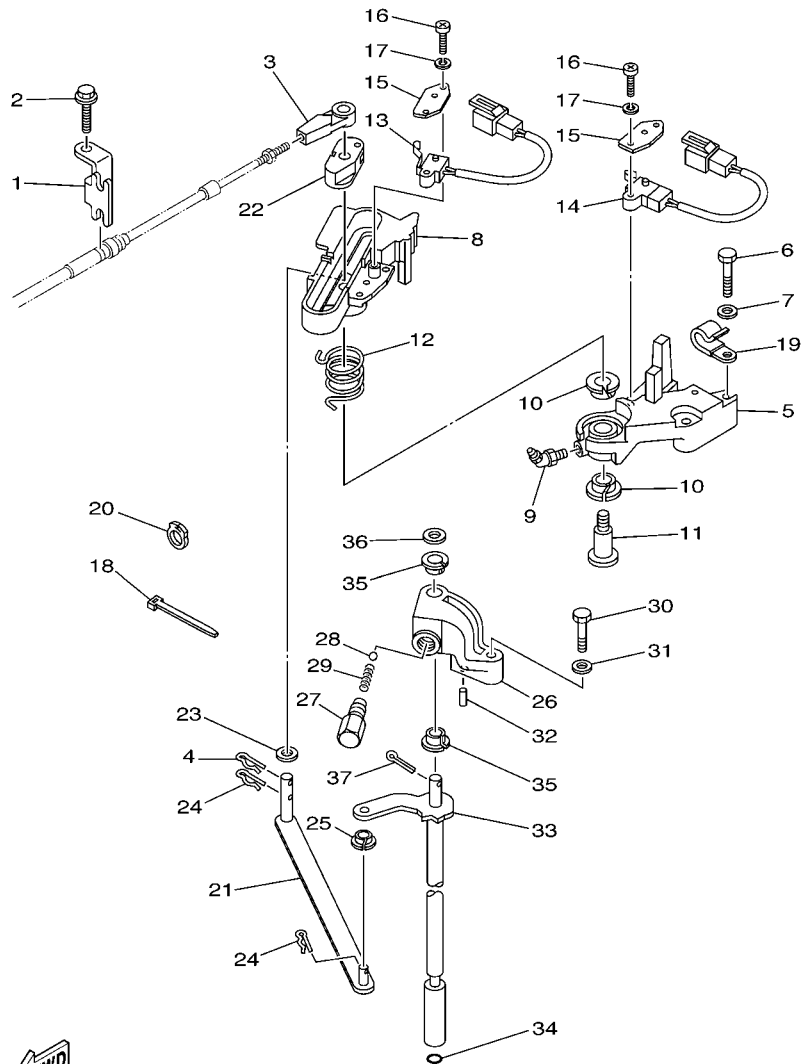
REF. NO.	PART NO. CODIGO Nº	DESCRIPTION DESCRIPCION	6S12	6S22	REMARKS OBSERVACIONES
55	6E3-8257H-00	PLATE, MARK PLACA DE MARCA	1	1	FOR CAR FOR CAR
56	67F-82377-00	LABEL ETIQUETA	1	1	

FIG. 22 BOTTOM COWLING 2

CUBIERTA INFERIOR 2



REF. NO.	PART NO. CODIGO Nº	DESCRIPTION DESCRIPCION	6S12	6S22	REMARKS OBSERVACIONES
1	69J-42741-00-8D	APRON MANDIL	1	1	
2	90173-06001	NUT, SQUARE TUERCA CUADRADA	2	2	
3	69J-42771-00-8D	APRON MANDIL	1	1	
4	90111-06025	BOLT,HEX. SOCKET BUTTON TORNILLO	5	5	
5	90111-06026	BOLT,HEX. SOCKET BUTTON TORNILLO	1	1	
6	90480-14M17	GROMMET TAPON	6	6	
7	69J-42774-00	STAY, APRON 1 BUJEDEL PIVOTE DE LA FLECHA	6	6	
8	69J-45151-00-8D	COVER, UPPER CASING CUBIERTA FUNDA SUPERIOR	1	1	
9	90111-06025	BOLT,HEX. SOCKET BUTTON TORNILLO	2	2	
10	6E5-24379-00	PIPE, JOINT 4 TUBO DE UNION 4	1	1	
11	90445-11012	HOSE (L600) TUBO (L600)	1	1	
12	90447-13009	HOSE, WITH SPRING MANGUERA CON RESORTE	1	1	
13	68T-12572-00	ADAPTER ADAPTADOR	1	1	
14	6R3-12581-00	JOINT, HOSE 1 CONEXION	1	1	
15	6R3-12582-00	JOINT, HOSE 2 CONEXION	1	1	
16	6R3-12583-00	GASKET, HOSE JOINT EMPAQUETADURA JUNTA DE MANGUE	1	1	
17	90445-11028	HOSE (L1050) TUBO (L1050)	1	1	
18	90465-11M10	CLAMP BRIDA	4	4	
19	97780-60520	SCREW, TAPPING TORNILLO DE CABEZA DE CONO ACH	2	2	
20	69J-12584-00	JOINT, HOSE 3 CONECTOR DE MANGUERA 3	1	1	AP AP

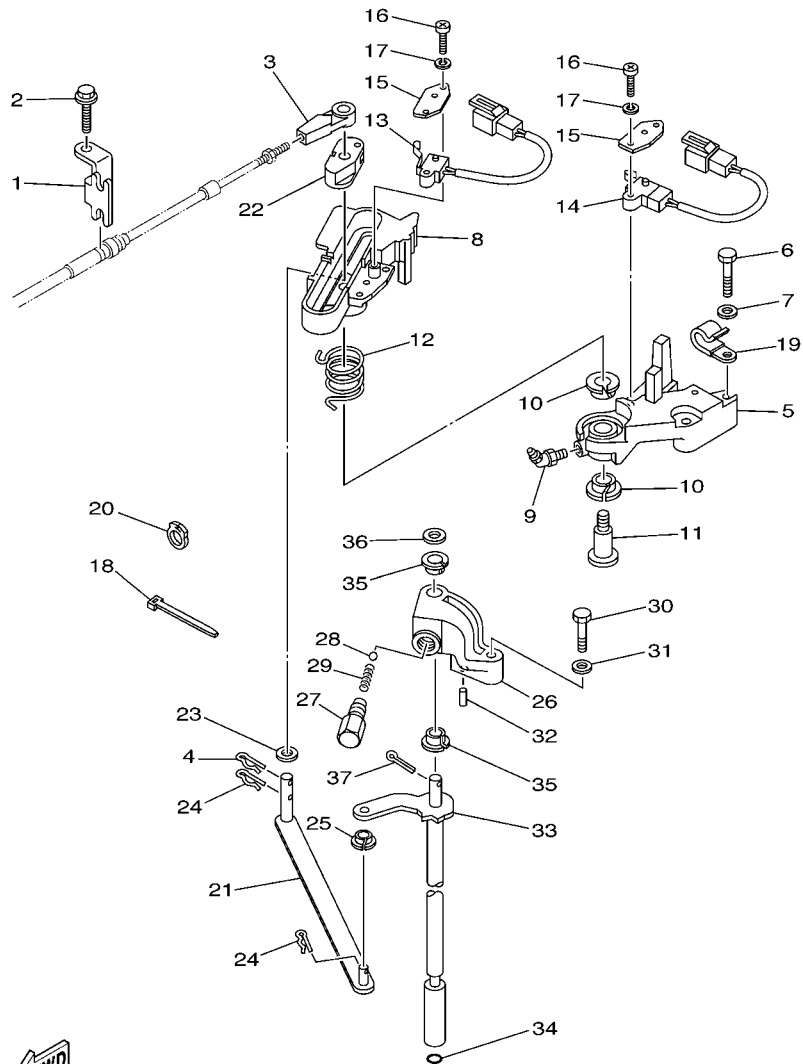


FWD
69J3100-C230

FIG. 23 CONTROL 1

CONTROL 1

REF. NO.	PART NO. CODIGO Nº	DESCRIPTION DESCRIPCION	6S12	6S22	REMARKS OBSERVACIONES
1	69J-48531-00	BRACKET, REMOTE CONTROL 1 SOPORTE DE CONTROL REMOTO	1	1	
2	90109-06M86	BOLT PERNO	1	1	
3	6E5-48344-00	CABLE END, REMOTE CONTROL BASE CONTROL	1	1	
4	90468-18008	CLIP PRESILLA	1	1	
5	69J-44117-00-1S	BRACKET SOPORTE	1	1	
6	97095-06035	BOLT PERNO	2	2	
7	92995-06600	WASHER ARANDELA	2	2	
8	69J-44176-01-1S	BRACKET SOPORTE	1	1	
9	93700-06M01	NIPPLE, GREASE BOQUILLA DE ENGRASAR	1	1	
10	90386-12069	BUSH BUJE	2	2	
11	90109-08019	BOLT PERNO	1	1	
12	90508-20020	SPRING, TORSION RESORTE DE TORSION	1	1	
13	60V-8259F-00	SWITCH ASSY INTERRUPTOR	1	1	
14	69J-8259F-00	SWITCH ASSY INTERRUPTOR	1	1	
15	61A-82588-01	PLATE PLACA	2	2	
16	97885-04016	SCREW, PAN HEAD TORNILLO A MUESCA	4	4	
17	92995-04100	WASHER ARANDELA	4	4	
18	90465-11M10	CLAMP BRIDA	1	1	
19	90465-06M86	CLAMP BRIDA	1	1	
20	90464-09010	CLAMP BRIDA	1	1	
21	6P2-44121-00	LEVER, SHIFT ROD PALANCA VARILLA CAMBIOS	1	1	
22	69J-44122-00	BUSHING, SHIFT ROD LEVER BUJE PALANCA VARILLA DE CAMBIO	1	1	
23	90202-08M20	WASHER, PLATE ARANDELA DE PLANA	1	1	
24	90468-18008	CLIP PRESILLA	2	2	
25	90386-06M12	BUSH BUJE	1	1	
26	69J-44118-00	BRACKET SOPORTE	1	1	
27	648-42715-00	BUSHING BUJE	1	1	



69J3100-C230

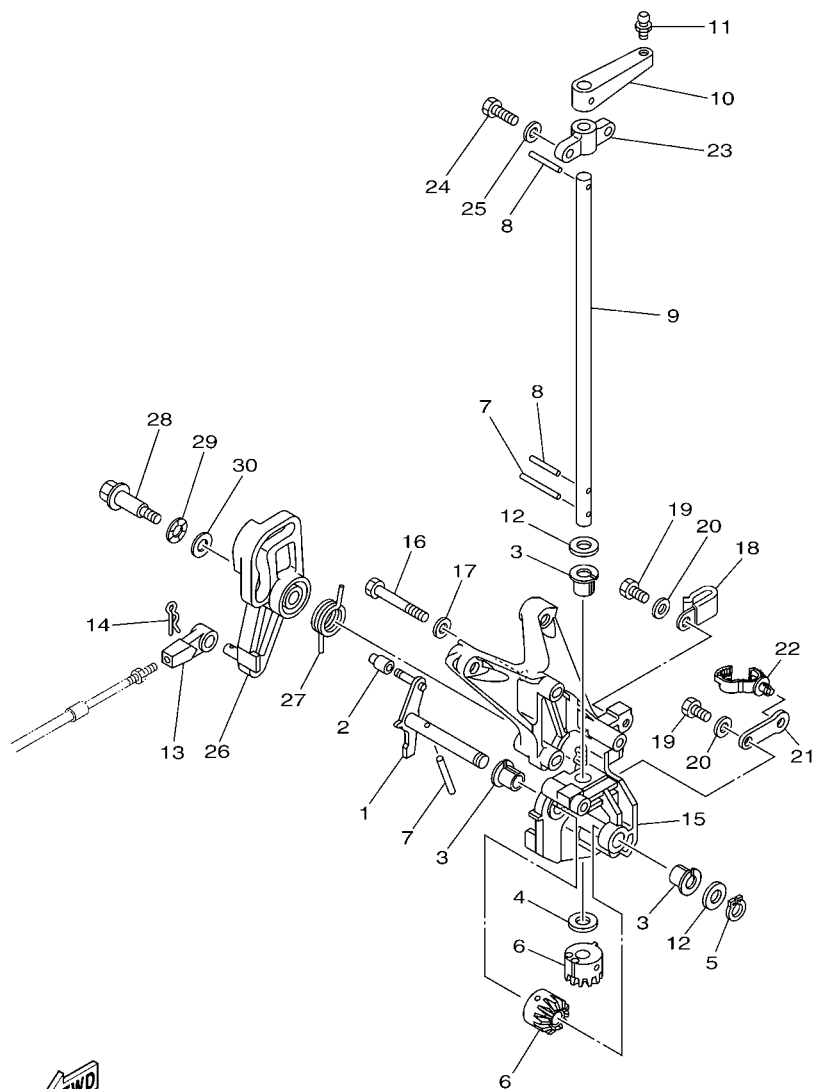
FIG. 23 CONTROL 1

CONTROL 1

REF. NO.	PART NO. CODIGO N°	DESCRIPTION DESCRIPCION	6S12	6S22	REMARKS OBSERVACIONES
28	93501-04M02	BALL BOLA	1	1	
29	90501-12082	SPRING, COMPRESSION RESORTE DE COMPRESION	1	1	
30	97095-06035	BOLT PERNO	1	1	
31	92995-06600	WASHER ARANDELA	1	1	
32	91690-30010	PIN, SPRING PASADOR DE RESORTE	1	1	
33	69J-44120-00	HANDLE GEAR SHIFT ASSY MANIJA DE CAMBIO COMPL	1	1	X(25.3") X(25.3")
	69J-44120-10	HANDLE GEAR SHIFT ASSY MANIJA DE CAMBIO COMPL	1	1	U(30.3") U(30.3")
34	93210-09165	O-RING ANILLO O	1	1	
35	90386-90M90	BUSH BUJE	2	2	
36	90201-09M02	WASHER, PLATE ARANDELA PLANA	1	1	
37	91490-20015	PIN, COTTER CHAVETA	1	1	

FIG. 24 CONTROL 2

CONTROL 2



69J6300-F240

REF. NO.	PART NO. CODIGO Nº	DESCRIPTION DESCRIPCION	6S12	6S22	REMARKS OBSERVACIONES
1	69J-42154-00	LEVER, THROTTLE CONTROL PALANCA CONTROL ACELERADOR	1	1	
2	68V-42171-00	BUSHING BUJE	1	1	
3	90386-10001	BUSH BUJE	3	3	
4	90202-10002	WASHER, PLATE ARANDELA DE PLANA	1	1	
5	93410-10082	CIRCLIP SEGURO	1	1	
6	69J-42152-00-94	GEAR ENGRANE	2	2	
7	91690-30025	PIN, SPRING PASADOR DE RESORTE	2	2	
8	91690-30018	PIN, SPRING PASADOR DE RESORTE	2	2	
9	69J-42153-00	SHAFT, THROTTLE CONTROL EJE CONTROL DEL ACELERADOR	1	1	
10	69J-41632-00-94	LEVER, MAGNETO CONTROL PALANCA DE CONTROL DE MAGNETO	1	1	
11	663-85518-00	JOINT, BALL CONECTOR	1	1	
12	90201-10M02	WASHER, PLATE ARANDELA PLANA	2	2	
13	6E5-48344-00	CABLE END, REMOTE CONTROL BASE CONTROL	1	1	
14	90468-18008	CLIP PRESILLA	1	1	
15	69J-41661-00-94	BRACKET SOPORTE	1	1	
16	97095-06045	BOLT PERNO	5	5	
17	92995-06600	WASHER ARANDELA	5	5	
18	90465-06M86	CLAMP BRIDA	1	1	
19	97095-06014	BOLT PERNO	2	2	
20	92995-06600	WASHER ARANDELA	2	2	
21	69J-82581-00	STAY, CORD CLAMP SOPORTE DE GRAMPA DE CABLE	1	1	
22	90464-13249	CLAMP BRIDA	1	1	
23	676-41662-00	BRACKET SOPORTE	1	1	
24	97095-06020	BOLT PERNO	2	2	
25	92995-06600	WASHER ARANDELA	2	2	
26	69J-41213-02	CAM, ACCEL. LEVA ACELERADOR	1	1	
27	69J-44135-00	SPRING RESORTE	1	1	

 69J6300-F240

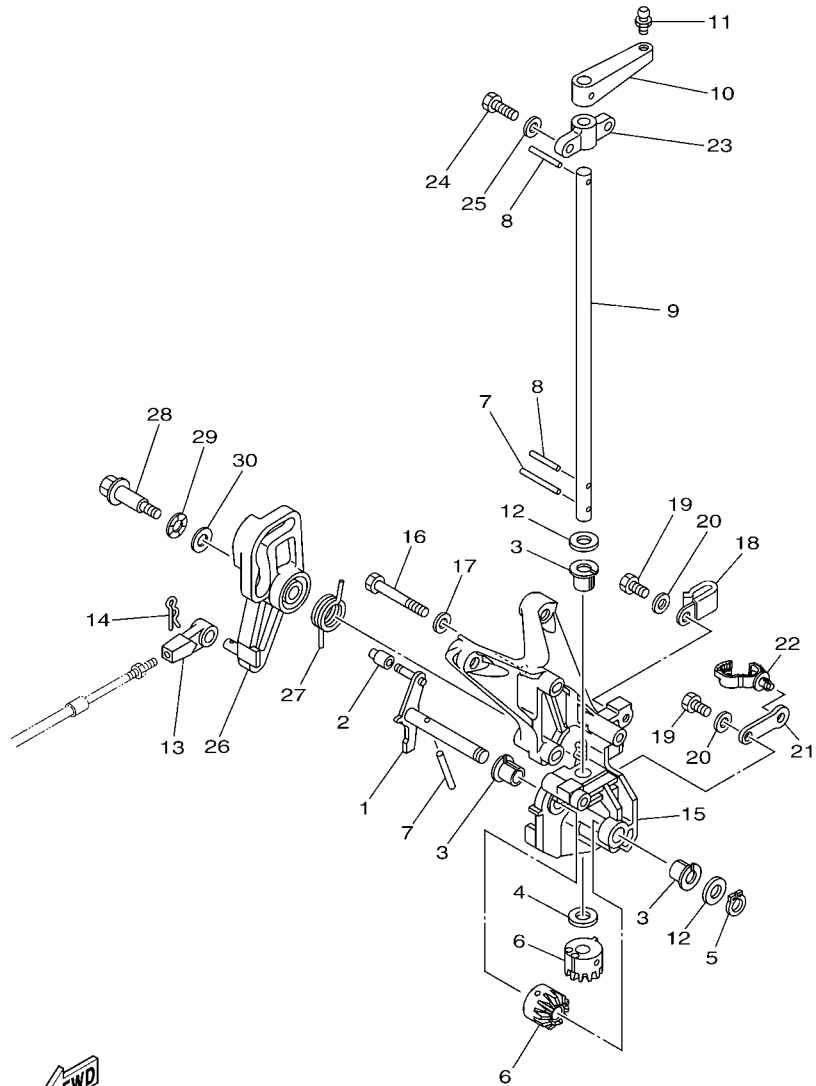


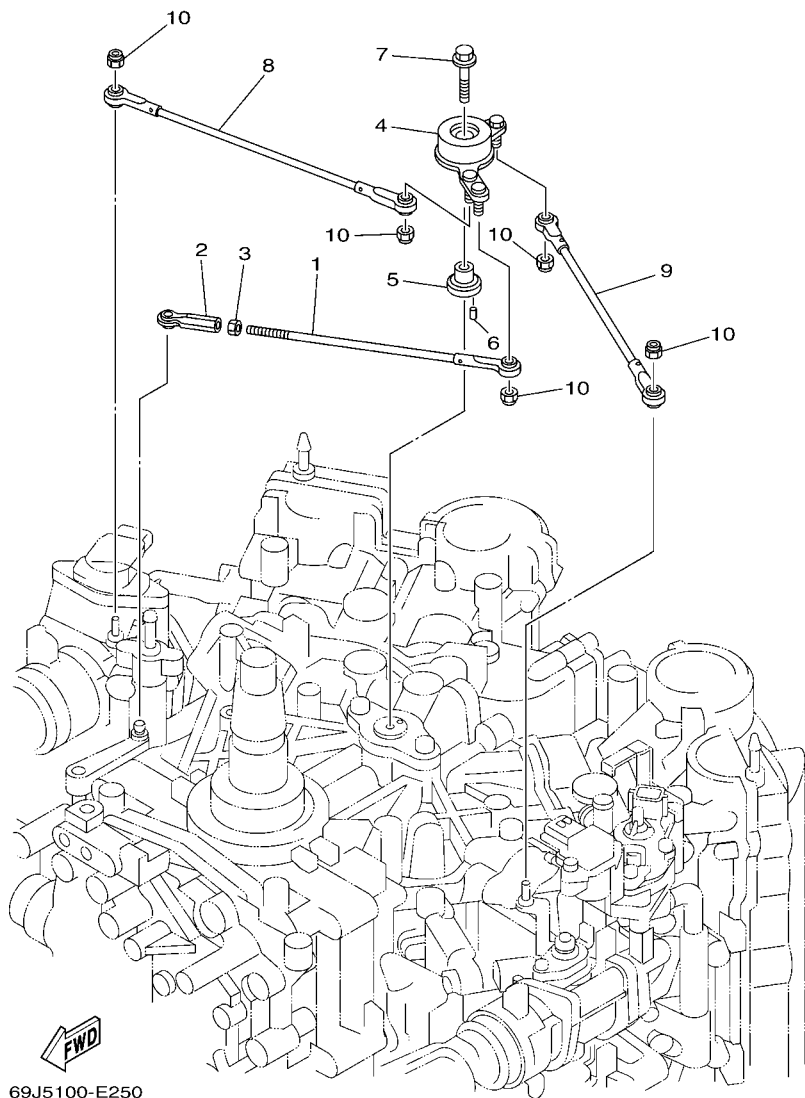
FIG. 24 CONTROL 2

CONTROL 2

REF. NO.	PART NO. CODIGO Nº	DESCRIPTION DESCRIPCION	6S12	6S22				REMARKS OBSERVACIONES
28	90109-06040	BOLT PERNO	1	1				
29	90206-10M04	WASHER, WAVE ARANDELA ONDULADA	1	1				
30	90201-10M02	WASHER, PLATE ARANDELA PLANA	1	1				

FIG. 25 CONTROL 3

CONTROL 3



69J5100-E250

REF. NO.	PART NO. CODIGO Nº	DESCRIPTION DESCRIPCION	6S12	6S22			REMARKS OBSERVACIONES
1	69J-41241-01	ROD, LINK VARILLA	1	1			
2	682-41237-00	JOINT, LINK CONECTOR	1	1			
3	95380-05600	NUT TUERCA	1	1			
4	69J-41210-00	ACCEL. ARM ASSY BRAZO	1	1			
5	69J-41635-00	SHAFT, LINK CONNECTING EJE_ESLABON CONECTOR	1	1			
6	91690-30008	PIN, SPRING PASADOR DE RESORTE	1	1			
7	90119-06M65	BOLT, WITH WASHER TORNILLO CON ARANDELA	1	1			
8	69J-41211-01	LINK, ACCEL. ESLABON, ACELERADOR	1	1			
9	69J-41636-01	ROD, MAGNETO CONTROL VARILLA DE CONTROL MAGNETO	1	1			
10	95680-05100	NUT, U TUERCA U	5	5			

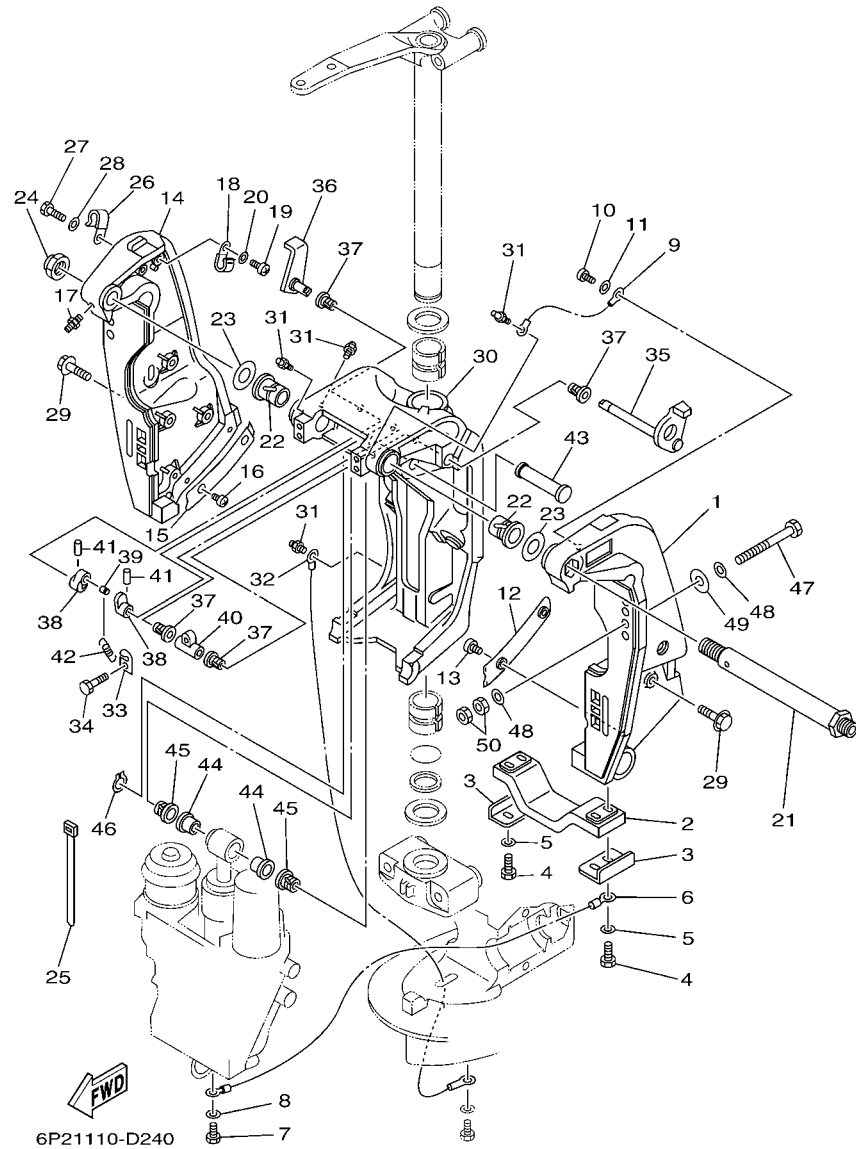


FIG. 26 BRACKET 1

SOPORTE 1

REF. NO.	PART NO. CODIGO Nº	DESCRIPTION DESCRIPCION	6S12	6S22	REMARKS OBSERVACIONES
1	69J-43111-01-8D	BRACKET, CLAMP 1 SOPORTE DE LA ABRAZADERA 1	1	1	
2	6G5-45251-02	ANODE CATODE	1	1	
3	6G5-44526-00	PLATE PLACA 1	2	2	
4	97095-06025	BOLT PERNO	4	4	
5	92995-06600	WASHER ARANDELA	4	4	
6	6H1-82148-00	WIRE, LEAD 4 CABLE CONDUCTOR 4	1	1	
7	97095-06010	BOLT PERNO	1	1	
8	92995-06600	WASHER ARANDELA	1	1	
9	6E5-82148-00	WIRE, LEAD 4 CABLE CONDUCTOR 4	1	1	
10	97885-06012	SCREW, PAN HEAD TORNILLO A MUESCA	1	1	
11	92995-06600	WASHER ARANDELA	1	1	
12	61A-43132-00	WASHER, FRICTION ARANDELA DE FRICCION	1	1	
13	97885-06010	SCREW, PAN HEAD TORNILLO A MUESCA	2	2	
14	69J-43112-01-8D	BRACKET, CLAMP 2 SOPORTE DE LA ABRAZADERA 2	1	1	
15	61A-43133-00	WASHER, FRICTION RONDANA	1	1	
16	97885-06010	SCREW, PAN HEAD TORNILLO A MUESCA	2	2	
17	93700-06M03	NIPPLE, GREASE BOQUILLA DE ENGRASAR	1	1	
18	90465-08M83	CLAMP BRIDA	1	1	
19	97885-06012	SCREW, PAN HEAD TORNILLO A MUESCA	1	1	
20	92995-06600	WASHER ARANDELA	1	1	
21	6R3-43131-00	BOLT, CLAMP BRACKET TORNILLO DE ABRAZADERA DEL SOP	1	1	
22	90386-25M31	BUSH BUJE	2	2	
23	90201-26M59	WASHER, PLATE ARANDELA PLANA	2	2	
24	90185-22M11	NUT, SELF-LOCKING TUERCA AUTOBLOCANTE	1	1	
25	90465-11M10	CLAMP BRIDA	4	4	
26	90465-08M83	CLAMP BRIDA	1	1	
27	97095-06014	BOLT PERNO	1	1	

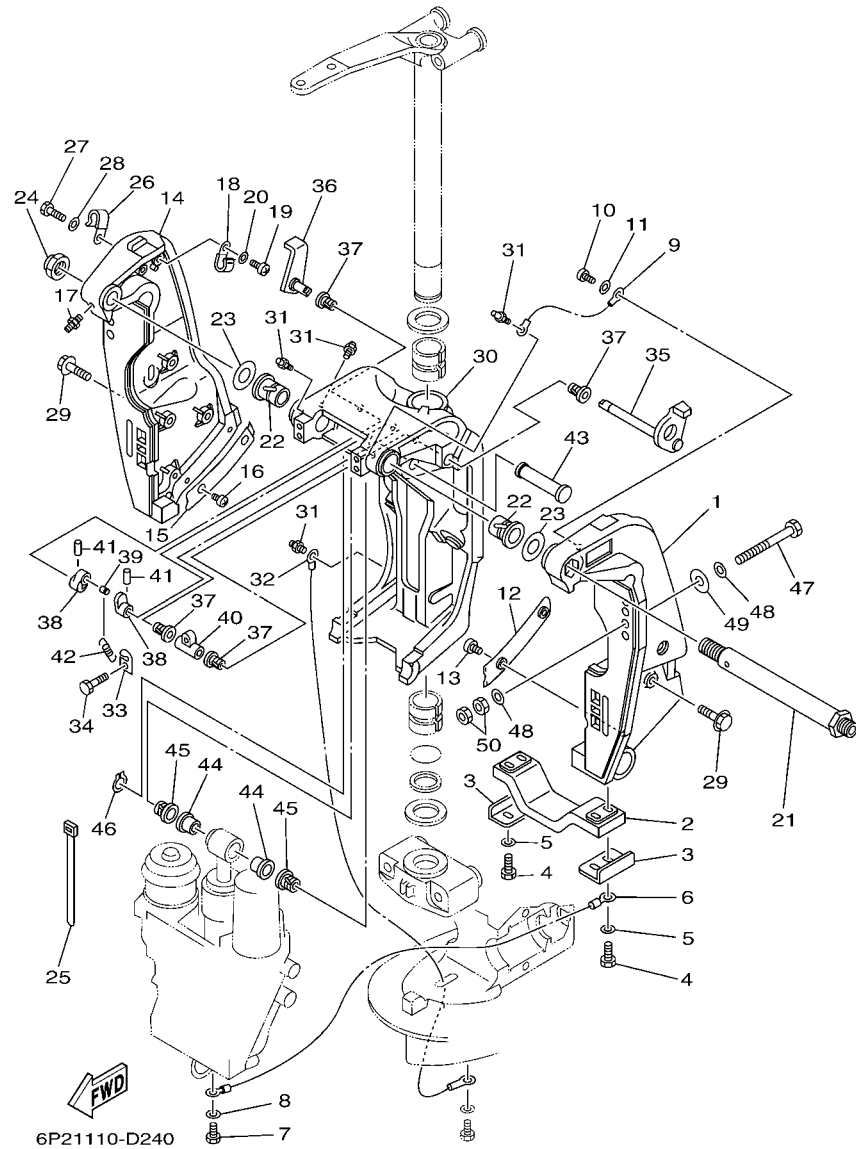


FIG. 26 BRACKET 1

SOPORTE 1

REF. NO.	PART NO. CODIGO Nº	DESCRIPTION DESCRIPCION	6S12	6S22	REMARKS OBSERVACIONES
28	92995-06600	WASHER ARANDELA	1	1	
29	90119-10024	BOLT, WITH WASHER TORNILLO CON ARANDELA	8	8	
30	61A-43311-21-8D	BRACKET, SWIVEL 1 SOPORTE GIRATORIO 1	1	1	
31	93700-06M03	NIPPLE, GREASE BOQUILLA DE ENGRASAR	5	5	
32	69J-82147-00	WIRE, LEAD 4 CABLE CONDUCTOR 4	1	1	
33	6G5-43144-00	HOOK, SPRING GANCHO	1	1	
34	97095-06010	BOLT PERNO	1	1	
35	61A-43181-01	LEVER, TILT STOP PALANCA TOPE INCLINACION	1	1	
36	6G5-43185-02	LEVER, TILT STOP PALANCA TOPE INCLINACION	1	1	
37	90386-10M16	BUSH BUJE	4	4	
38	6G5-43148-00	COLLAR, DISTANCE COLLAR	2	2	
39	90249-06M19	PIN PASADOR	1	1	
40	90387-10M02	COLLAR ESPACIADOR	1	1	
41	91690-30020	PIN, SPRING PASADOR DE RESORTE	2	2	
42	90506-16003	SPRING, TENSION RESORTE DE TENSION	1	1	
43	6E5-43126-02	PIN, UPPER SHOCK MOUNT PASADOR DE AMORTIGUADOR SUPERIOR	1	1	
44	90386-18M63	BUSH BUJE	2	2	
45	90386-18M14	BUSH BUJE	2	2	
46	93410-18M02	CIRCLIP SEGURO	1	1	
47	90101-12M05	BOLT (L:130MM) TORNILLO (L:130MM)	4	4	UR UR
	90101-12M77	BOLT (L:150MM) TORNILLO (L:150MM)	2	2	UR EXCEPT CAR UR EXCEPT CAR
48	90201-13M01	WASHER, PLATE ARANDELA PLANA	8	8	
49	90201-12M05	WASHER, PLATE ARANDELA PLANA	4	4	
50	95380-12600	NUT TUERCA	8	8	

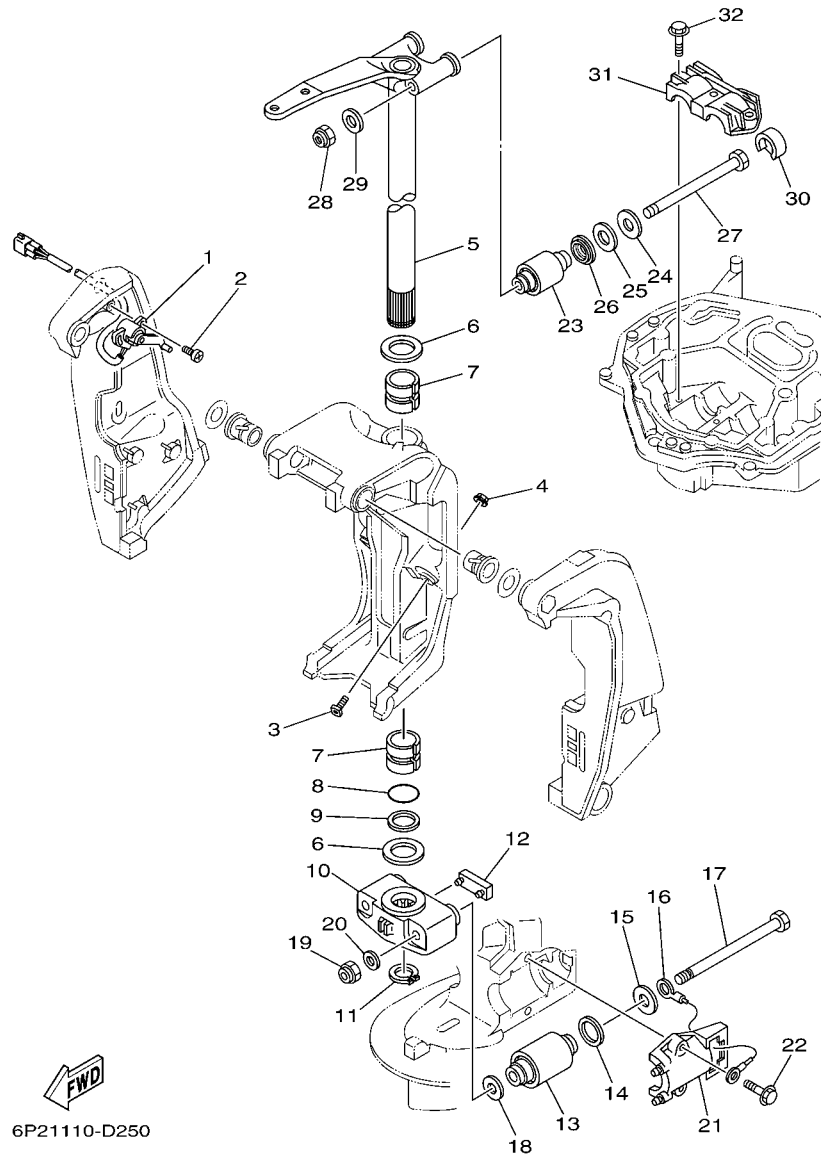


FIG. 27 BRACKET 2

SOPORTE 2

REF. NO.	PART NO. CODIGO Nº	DESCRIPTION DESCRIPCION	6S12	6S22	REMARKS OBSERVACIONES
1	69J-83672-10	TRIM SENDER TRANSMISOR DE INCLINADOR	1	1	
2	97885-06016	SCREW, PAN HEAD TORNILLO A MUESCA	2	2	
3	61A-43376-00	BOLT, THRUST RECEIVER TORNILLO RECEPTOR	2	2	
4	95780-10300	NUT, FLANGE TUERCA	2	2	
5	69J-42510-00-8D	STEERING BRACKET ASSY SOPORTE DIRECCION COMPL.	1	1	
6	90201-40M00	WASHER, PLATE ARANDELA PLANA	2	2	
7	90386-39M89	BUSH BUJE	2	2	
8	93210-35321	O-RING ANILLO O	1	1	
9	90202-40M47	WASHER, PLATE ARANDELA DE PLANA	1	1	
10	69J-44551-00-8D	HOUSING, LOWER MOUNT RUBBER CAJA AMORTIGUADOR INFERIOR HU	1	1	
11	93410-37M04	CIRCLIP SEGURO	1	1	
12	61A-44575-00	DAMPER, LOWER MOUNT RUBBER AMORTIGUADOR INFERIOR	1	1	
13	66K-44555-00-94	MOUNT DAMPER, LOWER SIDE AMORTIGUADOR DE HULE LADO INFE	2	2	
14	90202-32M19	WASHER, PLATE ARANDELA DE PLANA	2	2	
15	90201-16016	WASHER, PLATE ARANDELA PLANA	2	2	
16	6E5-82149-00	WIRE, LEAD 3 CABLE CONDUCTOR 3	1	1	
17	90101-14002	BOLT TORNILLO	2	2	
18	90201-15M58	WASHER, PLATE ARANDELA PLANA	2	2	
19	90185-14M00	NUT, SELF-LOCKING TUERCA AUTOBLOCANTE	2	2	
20	92995-14600	WASHER ARANDELA	2	2	
21	61A-44552-01-94	HOUSING, LOWER MOUNT RUBBER CAJA AMORTIGUADOR INFERIOR HU	2	2	
22	90119-10024	BOLT, WITH WASHER TORNILLO CON ARANDELA	4	4	
23	69J-44514-00-94	MOUNT DAMPER, UPPER SIDE AMORTIGUADOR LADO SUPERIOR	2	2	
24	90201-16015	WASHER, PLATE ARANDELA PLANA	2	2	
25	90202-28M46	WASHER, PLATE ARANDELA DE PLANA	2	2	
26	69J-44532-00	STOPPER, UPPER MOUNT RETEN	2	2	
27	90101-14003	BOLT TORNILLO	2	2	

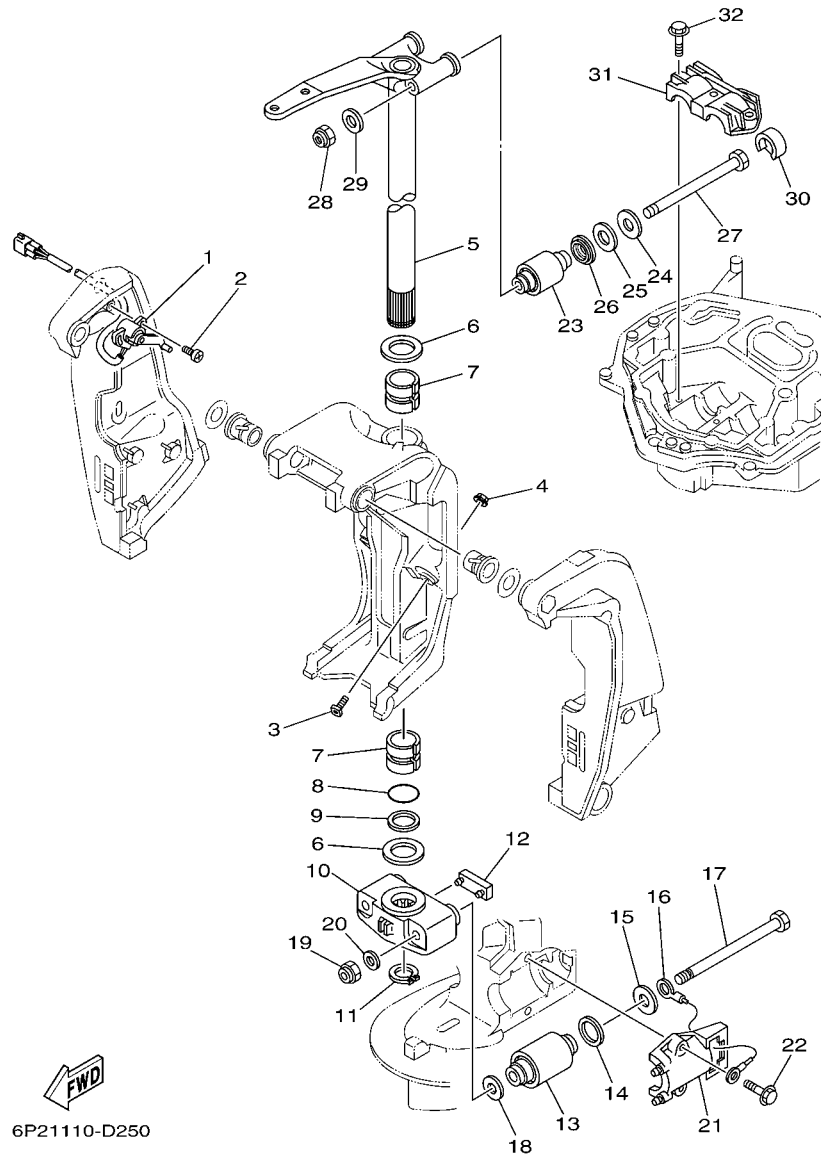


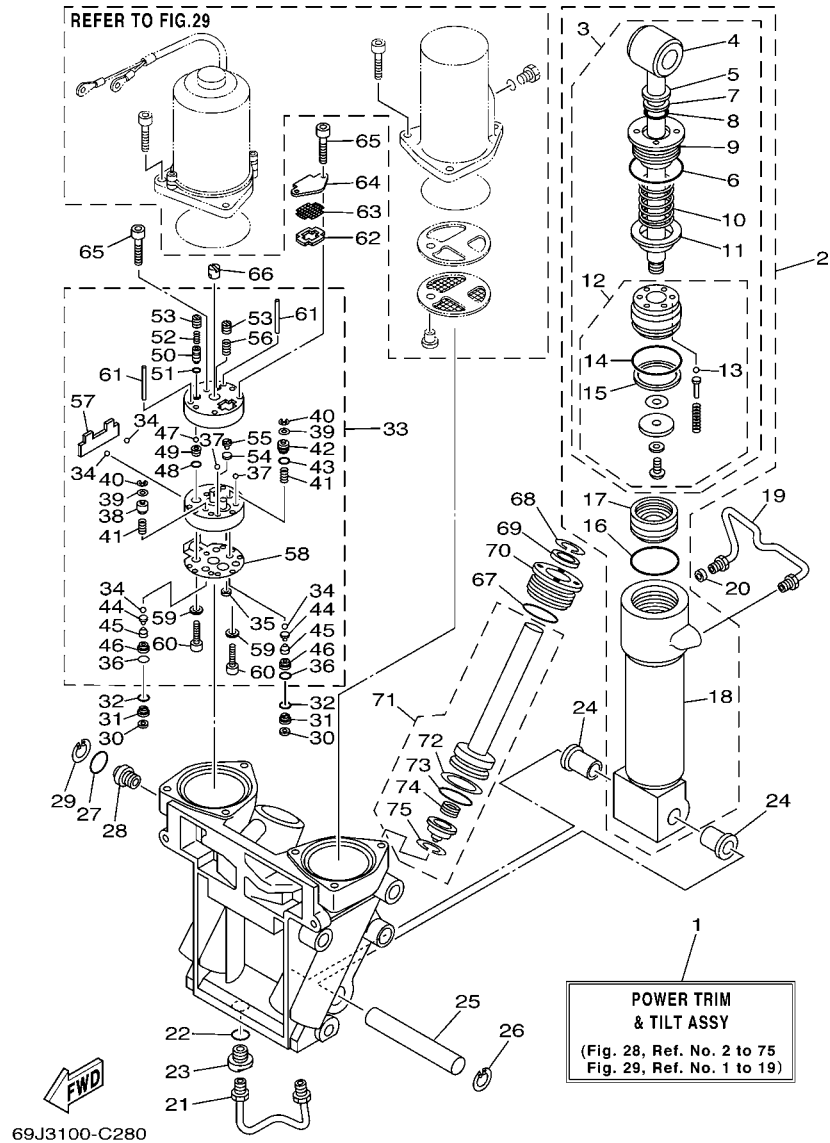
FIG. 27 BRACKET 2

SOPORTE 2

REF. NO.	PART NO. CODIGO Nº	DESCRIPTION DESCRIPCION	6S12	6S22			REMARKS OBSERVACIONES
28	90185-14M00	NUT, SELF-LOCKING TUERCA AUTOBLOCANTE	2	2			
29	92995-14600	WASHER ARANDELA	2	2			
30	69J-44533-00	DAMPER, UPPER MOUNT RUBBER AMORTIGUADOR SUPERIOR	2	2			
31	61A-44511-00-94	COVER, UPPER MOUNT CUBIERTA AMORTIGUADOR SUPERIOR	1	1			
32	90119-10024	BOLT, WITH WASHER TORNILLO CON ARANDELA	3	3			

FIG. 28 POWER TRIM & TILT ASSY 1

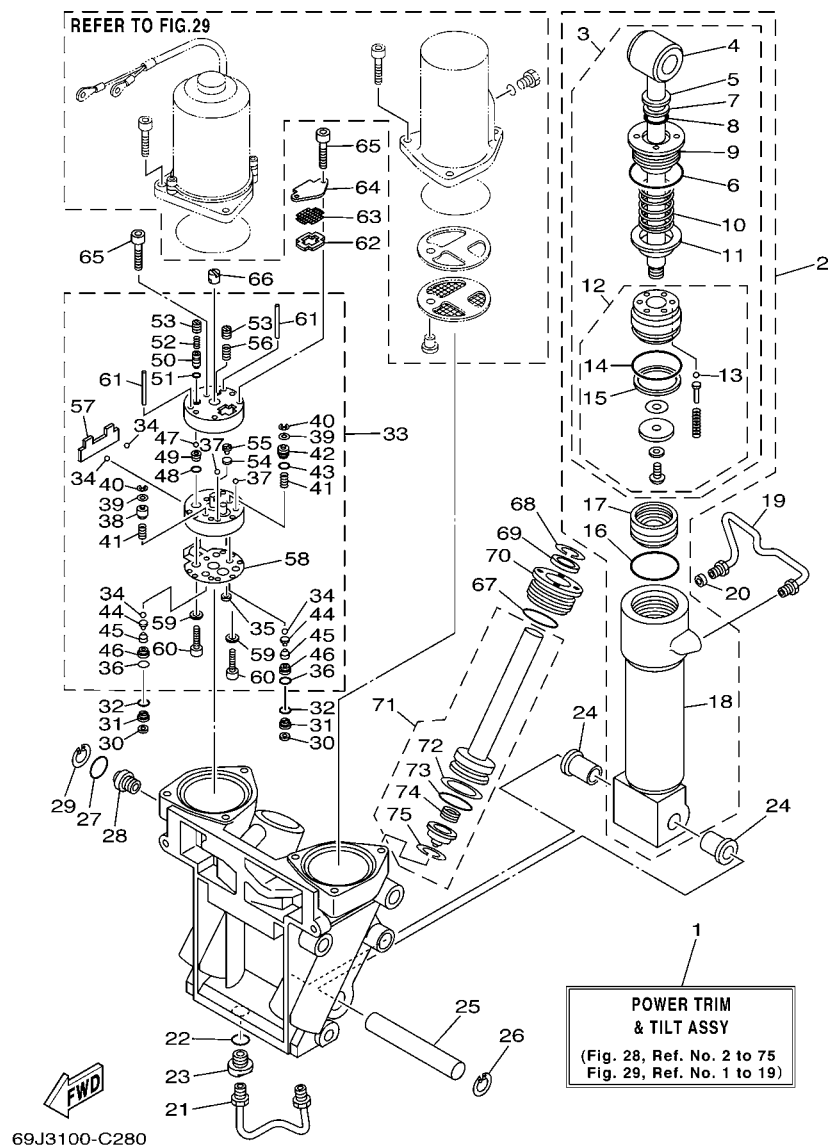
COMPONER Y PODER VARILLA 1



REF. NO.	PART NO. CODIGO Nº	DESCRIPTION DESCRIPCION	6S12	6S22	REMARKS OBSERVACIONES
1	69J-43800-01-4D	POWER TRIM & TILT ASSY ELEVADOR HIDRAULICO COMPL.	1	1	
2	69J-43840-01	POWER TILT ASSY CONJUNTO COMPONER	1	1	
3	69J-43810-01	.TILT PISTON SUB ASSY .ELEVADOR SUB-PISTON COMPL.	1	1	
4	69J-43801-00	..ROD ..VALILLA COMPL INCLINACION	1	1	
5	93106-19N50	..OIL SEAL ..SELLO ACEITE	1	1	
6	6H1-43861-00	..O-RING ..ANILLO EN O 1	1	1	
7	6H1-43872-00	..RING, BACK UP ..ANILLO	1	1	
8	61A-4389H-00	..O-RING ..ANILLO EN O	1	1	
9	61A-43811-00	..SCREW, CYLINDER END ..TORNILLO CILINDRO EXTREMO	1	1	
10	69J-4384H-00	..SPRING ..RESORTE	1	1	
11	69J-4382E-00	..ADAPTOR 2 ..ADAPTADOR 2	1	1	
12	69J-4380P-01	..PISTON SUB ASSY ..SUB-PISTON COMPL	1	1	
13	93505-32038	..BALL ..BOLA	5	5	
14	61A-43861-00	..O-RING ..ANILLO EN O 1	1	1	
15	61A-43871-00	..RING, BACK UP ..ANILLO	1	1	
16	61A-43861-00	..O-RING ..ANILLO EN O 1	1	1	
17	6H1-43814-00	..PISTON, FREE ..PISTON LIBRE	1	1	
18	61A-43813-01	..CYLINDER, TILT ..CILINDRO INCLINACION	1	1	
19	61A-43835-01	PIPE TUBO 3	1	1	
20	69J-4388J-00	PLUG 2 TAPON 2	1	1	
21	69J-43833-00	PIPE TUBO 1	1	1	
22	93210-17239	O-RING ANILLO O	1	1	
23	69J-4388E-00	BOLT ,SCREW PERNO	1	1	
24	90386-18M14	BUSH BUJE	2	2	
25	61A-43818-00	PIN, LOWER SHOCK MOUNT PASADOR AMORTIGUADOR INFERIOR	1	1	
26	61A-43876-00	RING, SNAP ANILLO	1	1	
27	93210-18397	O-RING ANILLO O	1	1	

FIG. 28 POWER TRIM & TILT ASSY 1

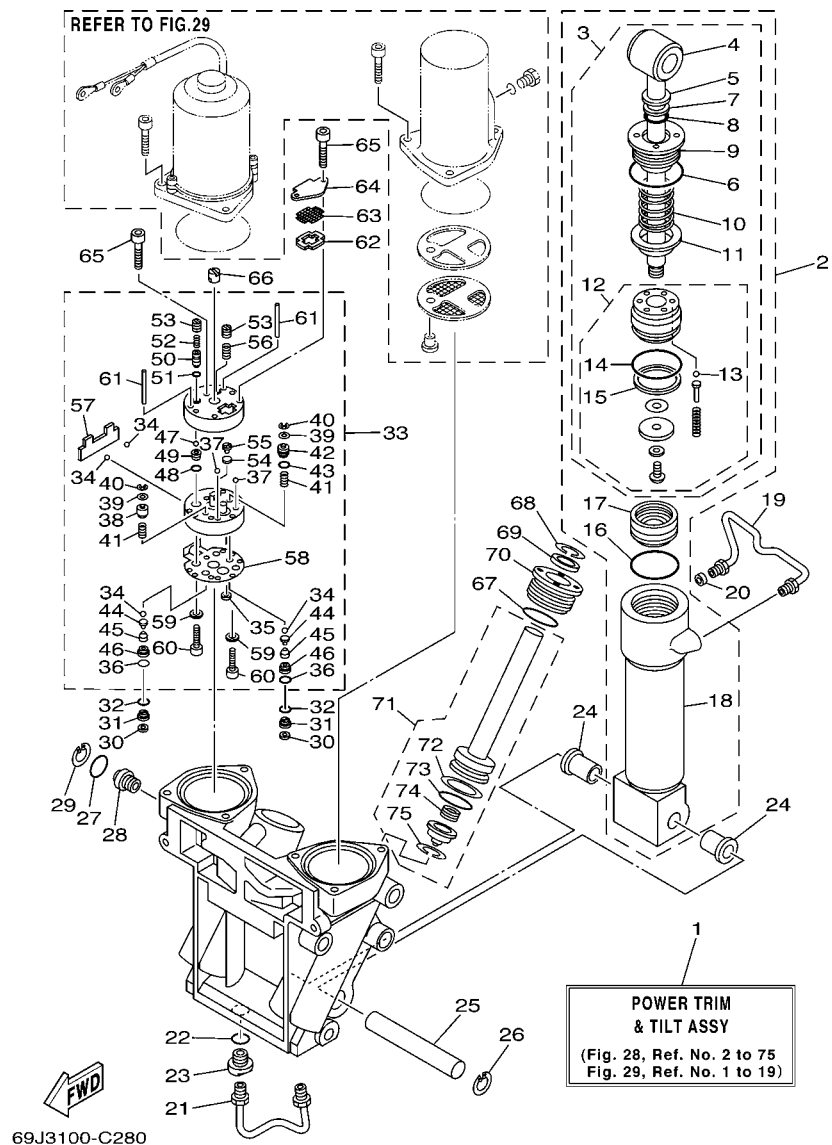
COMPONER Y PODER VARILLA 1



REF. NO.	PART NO. CODIGO N°	DESCRIPTION DESCRIPCION	6S12	6S22				REMARKS OBSERVACIONES
28	69J-43845-00	SCREW, MANUAL RELEASE TORNILLO DESCOPLIO MANUAL	1	1				
29	6H1-43875-00	RING, SNAP ANILLO	1	1				
30	69J-4381C-00	FILTER 3 FIELTRO 3	2	2				
31	69J-43899-00	PLATE STOPPER PLACA	2	2				
32	69J-4389J-00	O-RING ANILLO O	2	2				
33	69J-43830-01	GEAR PUMP ASSY ENGRANAJE BOMBA COMPL.	1	1				
34	93505-32038	.BALL .BOLA	4	4				
35	69J-4381C-00	.FILTER 3 .FIELTRO 3	1	1				
36	69J-4389J-00	.O-RING .ANILLO O	2	2				
37	93503-16003	.BALL .ESFERA	2	2				
38	69J-4384M-00	.PISTON, SHUTTLE 2 .PISTON 2	1	1				
39	69A-4384F-00	.SEAL, MAIN VALVE .ASIENTO	2	2				
40	99002-03600	.CIRCLIP .PRESILLA REDONDA	2	2				
41	69J-43894-00	.SPRING, SHUTTLE RETURN .RESORTE	2	2				
42	69J-43841-00	.PISTON, SHUTTLE .PISTON	1	1				
43	6H1-43883-00	.O-RING .ANILLO EN O 10	1	1				
44	60V-4386A-00	.PIN, ABSORBER VALVE .PASADOR VALVULA ABSORBER	2	2				
45	69J-43853-00	.SPRING, MAIN VALVE .RESORTE	2	2				
46	69J-43893-00	.WASHER .RONDANA	2	2				
47	93501-08001	.BALL .BOLA	2	2				
48	93210-08391	.O-RING .ANILLO O	1	1				
49	69J-43851-00	.SEAT, RELIEF VALVE .ASIENTO VALVULA DE DESCARGA	1	1				
50	69J-43844-00	.PIN, VALVE SUPPORT .PASADOR VALVULA SOPORTE	1	1				
51	93210-064A5	.O-RING .ANILLO O	1	1				
52	69J-43855-00	.SPRING, UP RELIEF .RESORTE SEGURIDAD SUPERIOR	1	1				
53	69J-43843-00	.SCREW, VALVE LOCK .TORNILLO	2	2				
54	6H1-4384G-11	.SEAL, RELIEF VALVE .ASIENTO	1	1				

FIG. 28 POWER TRIM & TILT ASSY 1

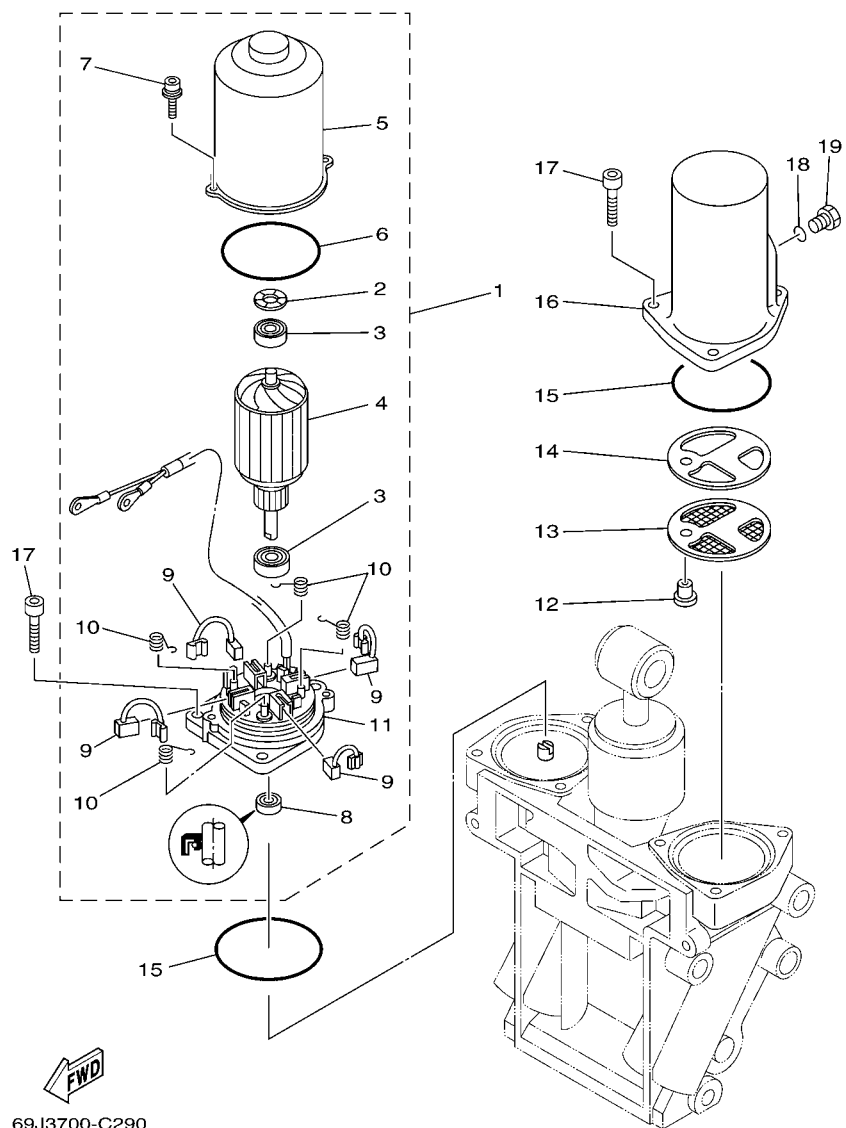
COMPONER Y PODER VARILLA 1



REF. NO.	PART NO. CODIGO N°	DESCRIPTION DESCRIPCION	6S12	6S22	REMARKS OBSERVACIONES
55	6H1-43844-10	.PIN, VALVE SUPPORT .PASADOR VALVULA SOPORTE	1	1	
56	6H1-43856-10	.SPRING, DOWN RELIEF .RESORTE SEGURIDAD	1	1	
57	69J-43854-00	.SPRING, MANUAL RELEASE .RESORTE DESCOPLO MANUAL	1	1	
58	69J-4384G-00	.SEAL, RELIEF VALVE .ASIENTO	1	1	
59	CS3-4387G-00	.WASHER .ARANDELA	2	2	
60	91318-05025	.BOLT .TORNILLO	2	2	
61	93604-35236	.PIN, DOWEL .PASADOR DE CLAVIJA	2	2	
62	69J-43871-00	RING, BACK UP ANILLO	1	1	
63	69J-43816-00	FILTER 1 FILTRO 1	1	1	
64	69J-4381J-00	PLATE PLACA	1	1	
65	91318-05040	BOLT TORNILLO	3	3	
66	69J-43831-00	CONNECTOR, SHAFT CONEXION EJE	1	1	
67	61A-43861-00	O-RING ANILLO EN O 1	2	2	
68	6T4-43875-01	RING, SNAP ANILLO	2	2	
69	61A-43822-00	SEAL, TRIM DUST SELLO DE POLVO	2	2	
70	61A-43821-00	SCREW, TRIM CYLINDER END TORNILLO CILINDURO EXTREMO	2	2	
71	69J-43820-00	TRIM PISTON SUB ASSY ELEVADOR PISTON COMPL.	2	2	
72	61A-43874-00	.RING, BACK UP .ANILLO	1	1	
73	61A-43864-00	.O-RING .ANILLO EN O 4	1	1	
74	61A-4384H-10	.SPRING .RESORTE	1	1	
75	61A-43875-10	.RING, SNAP .ANILLO	1	1	

FIG. 29 POWER TRIM & TILT ASSY 2

COMPONER Y PODER VARILLA 2

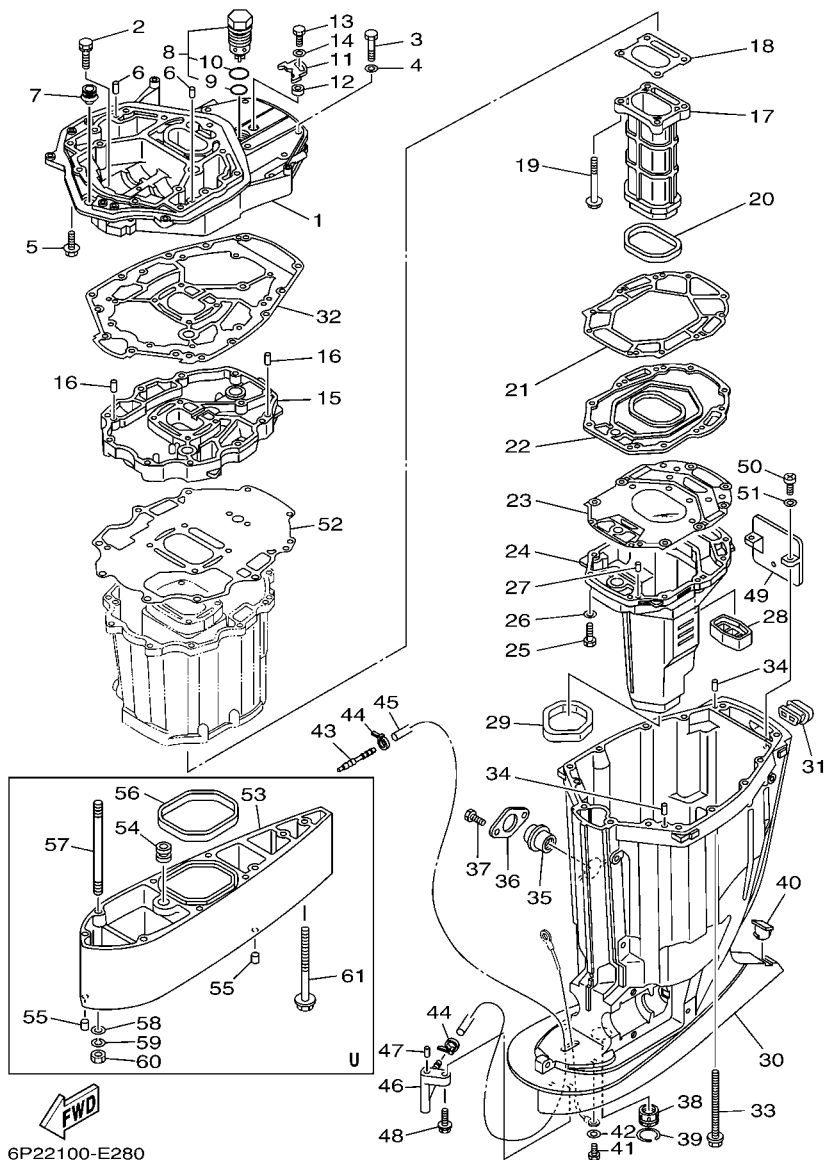


69J3700-C290

REF. NO.	PART NO. CODIGO Nº	DESCRIPTION DESCRIPCION	6S12	6S22	REMARKS OBSERVACIONES
1	69J-43880-00	MOTOR ASSY MOTOR COMPL.	1	1	
2	90206-14N50	.WASHER, WAVE .ARANDELA ONDULADA	1	1	
3	93399-999T6	.BEARING .COJINETE	2	2	
4	69J-43805-00	.ARMATURE ASSY .INDUCIDO COMPL.	1	1	
5	69J-43804-00	.STATOR ASSY .ESTATOR COMPL	1	1	
6	69J-43861-00	.O-RING .ANILLO EN O 1	1	1	
7	69J-43886-00	.BOLT .TORNILLO	2	2	
8	69J-43882-00	.OIL SEAL .SELLO ACEITE	1	1	
9	69J-43891-00	.BRUSH 1 .ESCOBILLA 1	4	4	
10	69J-4386K-00	.SPRING, BRUSH .RESORTE, ESCOBILLA	4	4	
11	69J-43881-00	.FRAME, END .CUADRO EXTERMO	1	1	
12	69J-4388H-00	PLUG TAPON	1	1	
13	69J-43817-00	FILTER 2 FILTRO 2	1	1	
14	69J-4388F-00	SPACER ESPACIADOR	1	1	
15	6H1-43869-00	O-RING ANILLO EN O 9	2	2	
16	69J-43828-00	BODY, RESERVOIR CUERPO DEPOSITO	1	1	
17	69J-43888-00	BOLT, SOCKET TORNILLO ENCASTRE	6	6	
18	93210-09165	O-RING ANILLO O	1	1	
19	6H1-43829-00	PLUG, RESERVOIR TAPON DEPOSITO	1	1	

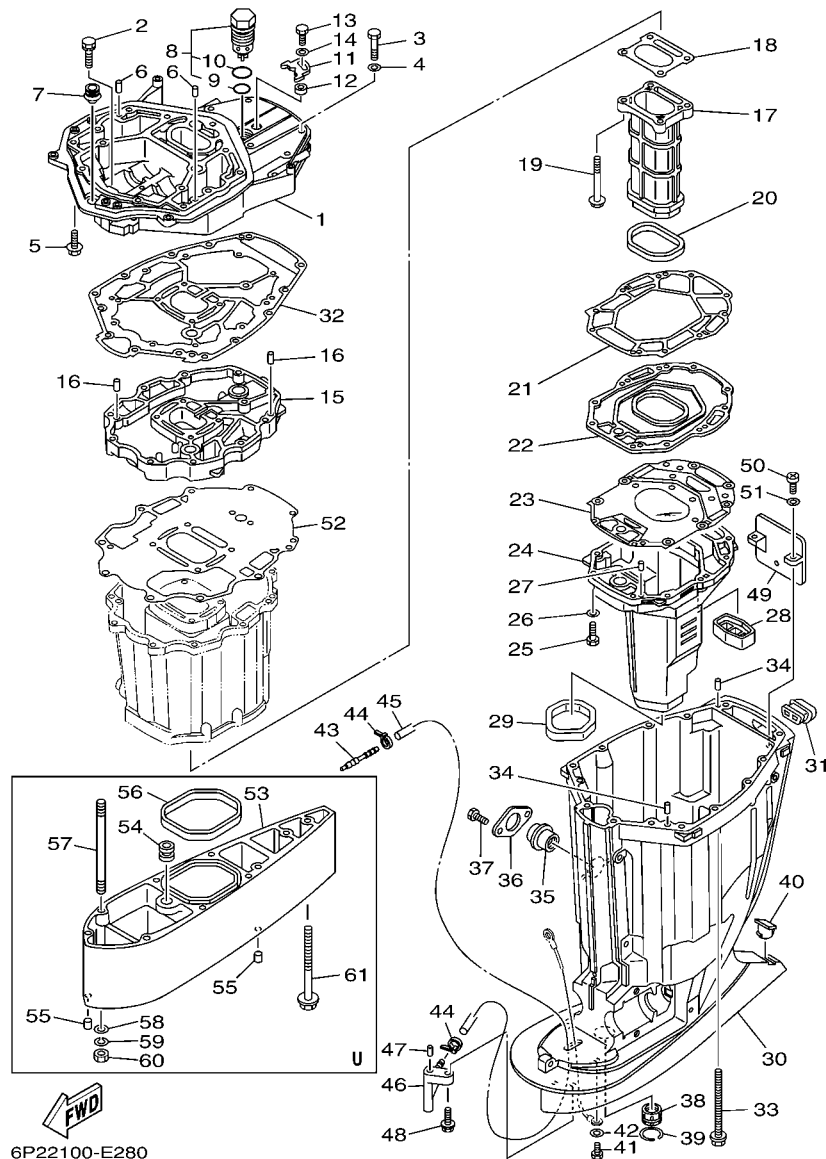
FIG. 30 UPPER CASING

FUNDA SUPERIOR



6P22100-E280

REF. NO.	PART NO. CODIGO Nº	DESCRIPTION DESCRIPCION	6S12	6S22	REMARKS OBSERVACIONES
1	69J-41137-02-94	GUIDE, EXHAUST GUIA DE ESCAPE	1	1	
2	90119-08M79	BOLT, WITH WASHER TORNILLO CON ARANDELA	2	2	
3	97075-10045	BOLT PERNO	7	7	
4	92995-10600	WASHER ARANDELA	7	7	
5	97575-10535	BOLT, WITH WASHER PERNO CON ARANDELA	7	7	
6	93608-16M16	PIN, DOWEL PASADOR DE CLAVIJA	2	2	
7	6E5-42724-00	GROMMET TAPON	1	1	
8	69J-11371-00	COVER CUBIERTA 1	1	1	
9	93210-28543	.O-RING .ANILLO O	1	1	
10	93210-33MG4	.O-RING .ANILLO O	1	1	
11	69J-12233-00	PLATE, GUIDE STOPPER 1 PLACA DE TOPE DE GUIA 1	1	1	
12	90387-06037	COLLAR ESPACIADOR	1	1	
13	97095-06020	BOLT PERNO	1	1	
14	92995-06600	WASHER ARANDELA	1	1	
15	69J-41131-10-94	MANIFOLD, EXT. 1 TUBO MULTIPLE DE ESCAPE	1	1	
16	93608-16M16	PIN, DOWEL PASADOR DE CLAVIJA	2	2	
17	6S1-41132-00-5B	MANIFOLD, EXHAUST TUBO MULTIPLE DE ESCAPE	1	1	
18	6P2-41134-00	GASKET, EXHAUST MANIFOLD EMPAQUE	1	1	
19	97575-08590	BOLT, WITH WASHER PERNO CON ARANDELA	4	4	
20	69J-41138-00	SEAL, EXT. 1 SELLO, ESCAPE 1	1	1	
21	69J-41135-A0	GASKET, EXHAUST MANIFOLD EMPAQUE	1	1	
22	6S1-45181-00-5B	PLATE PLACA	1	1	
23	6S1-41136-00	GASKET, EXHAUST MANIFOLD 4 EMPAQUE	1	1	
24	6S1-14711-00-5B	MUFFLER 1 SILENCIADOR 1	1	1	
25	97075-08035	BOLT PERNO	10	10	
26	92995-08600	WASHER ARANDELA	10	10	
27	93606-19M23	PIN, DOWEL PASADOR DE CLAVIJA	2	2	

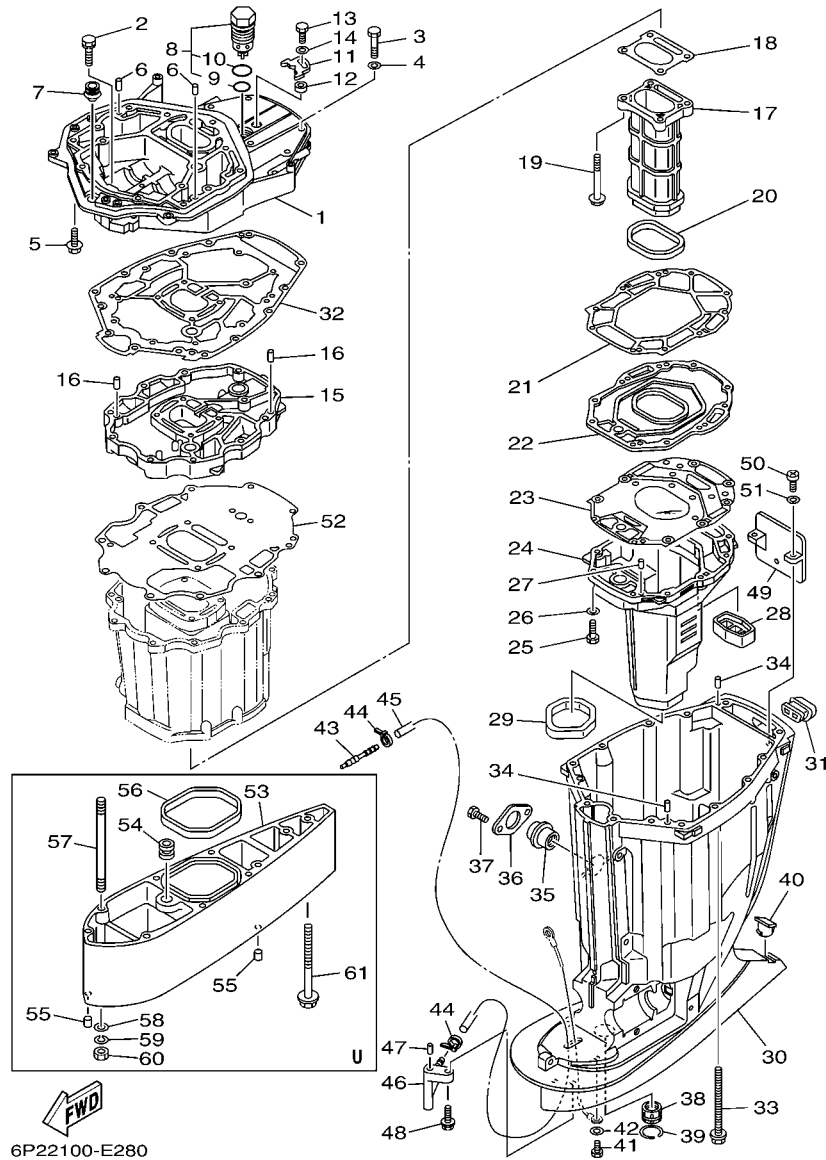


6P22100-E280

FIG. 30 UPPER CASING

FUNDA SUPERIOR

REF. NO.	PART NO. CODIGO Nº	DESCRIPTION DESCRIPCION	6S12	6S22	REMARKS OBSERVACIONES
28	69J-45127-00	SEAL SELLO DE GOMA	1	1	
29	69J-45123-00	GASKET, MUFFLER EMPAQUE SILENCIADOR	1	1	
30	69J-45111-10-8D	CASING, UPPER CAJA SUPERIOR	1	1	
31	69J-42769-00	SEAL, RUBBER SELLO DE GOMA	1	1	
32	69J-45113-20	GASKET, UPPER CASING EMPAQUE	1	1	
33	90119-10007	BOLT, WITH WASHER TORNILLO CON ARANDELA	6	6	
34	93608-16M16	PIN, DOWEL PASADOR DE CLAVIJA	2	2	
35	69J-15316-00	DAMPER, ENGINE MOUNT 1 AMORT. MONTANTE MOTOR 1	1	1	
36	69J-45152-00-8D	COVER, UPPER CASING 2 CUBIERTA FUNDA SUPERIOR 2	1	1	
37	97095-06014	BOLT PERNO	2	2	
38	69J-45318-01	BUSHING, DRIVE SHAFT BUJE, EJE DE MANDO	1	1	
39	93420-36M01	CIRCLIP SEGURO	1	1	
40	61A-45155-00	CAP TAPA	1	1	
41	97095-06010	BOLT PERNO	1	1	
42	92995-06600	WASHER ARANDELA	1	1	
43	6E5-83558-00	END, NIPPLE EXTREMO DE NIPLE	1	1	
44	90465-11M10	CLAMP BRIDA	2	2	
45	90445-07010	HOSE (L1330) TUBO (L1330)	1	1	X(25.3") X(25.3")
	90445-07012	HOSE (L1457) TUBO (L1457)	1	1	U(30.3") U(30.3")
46	61A-45378-00	NIPPLE, HOSE NIPLE MANGUERA	1	1	
47	93606-12019	PIN, DOWEL PASADOR DE CLAVIJA	1	1	
48	90119-06M17	BOLT, WITH WASHER TORNILLO CON ARANDELA	1	1	
49	69J-14624-01	COVER, EXHAUST CUBIERTA ESCAPE	1	1	
50	97880-06016	SCREW, PAN HEAD TORNILLO DE CABEZA CON PLANA	2	2	
51	92990-06600	WASHER, PLATE ARANDELA PLANA	2	2	
52	69J-15312-01	GASKET, OIL PAN EMPAQ BANDEJA DE ACEITE	1	1	
53	69J-45211-01-8D	EXTENSION EXTENSION	1	1	U(30.3") U(30.3")

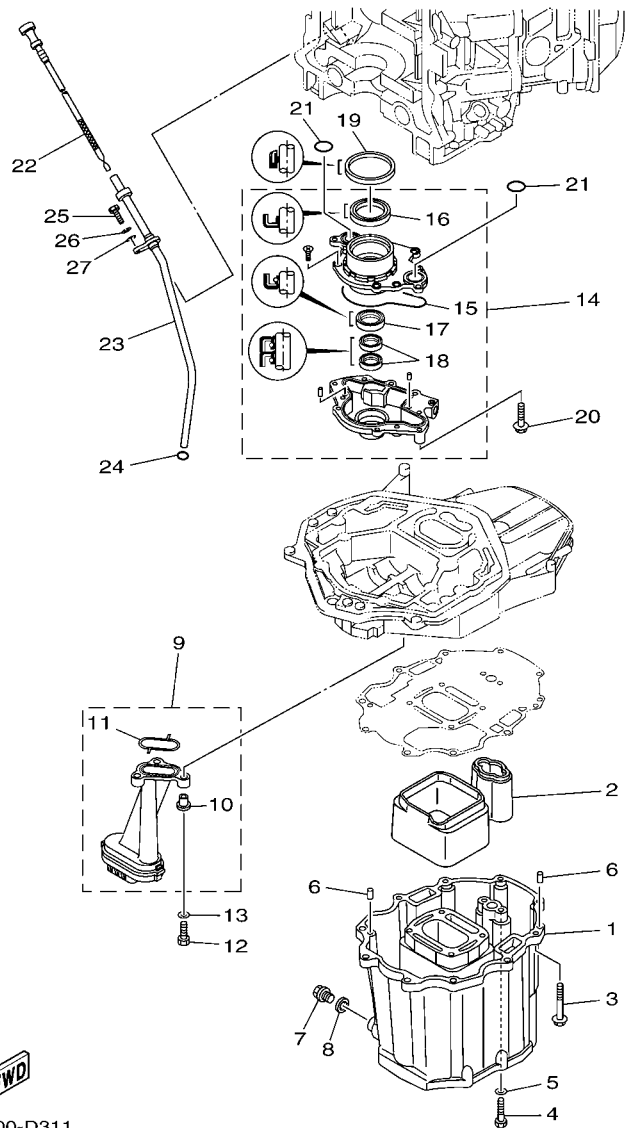


6P22100-E280

FIG. 30 UPPER CASING

FUNDA SUPERIOR

REF. NO.	PART NO. CODIGO Nº	DESCRIPTION DESCRIPCION	6S12	6S22	REMARKS OBSERVACIONES
54	6E5-44366-00	DAMPER, WATER SEAL GOMA DEL SELLO DE AGUA	1	1	U(30.3") U(30.3")
55	93608-12M05	PIN, DOWEL PASADOR DE CLAVIJA	2	2	U(30.3") U(30.3")
56	69J-45159-00	DAMPER SELLO DE GOMA	1	1	U(30.3") U(30.3")
57	90116-10012	BOLT, STUD ESPARRAGO	6	6	U(30.3") U(30.3")
58	92990-10600	WASHER, PLATE ARANDELA PLANA	6	6	U(30.3") U(30.3")
59	92990-10100	WASHER, SPRING ARANDELA PLANA	6	6	U(30.3") U(30.3")
60	95380-10600	NUT TUERCA	6	6	U(30.3") U(30.3")
61	90119-10009	BOLT, WITH WASHER TORNILLO CON ARANDELA	1	1	U(30.3") U(30.3")

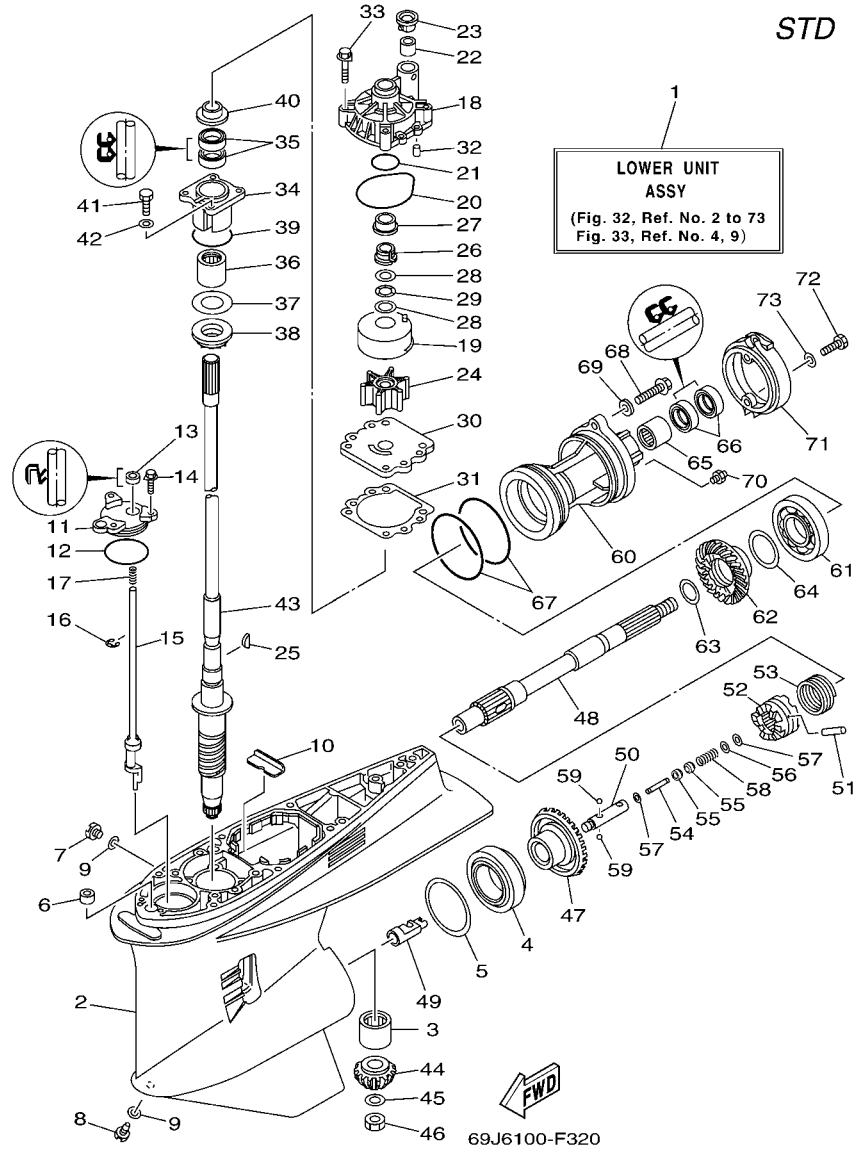


69J4100-D311

FIG. 31 OIL PAN

OIL PAN

REF. NO.	PART NO. CODIGO Nº	DESCRIPTION DESCRIPCION	6S12	6S22	REMARKS OBSERVACIONES
1	69J-15311-00-5B	OIL PAN BANDEJA DE ACEITE	1	1	
2	69J-15761-00	SEAL, RUBBER 1 SELLO DE GOMA 1	1	1	
3	97575-08560	BOLT, WITH WASHER PERNO CON ARANDELA	10	10	
4	97075-08035	BOLT PERNO	2	2	
5	92995-08600	WASHER ARANDELA	2	2	
6	93608-16M16	PIN, DOWEL PASADOR DE CLAVIJA	2	2	
7	90340-14M06	PLUG, STRAIGHT SCREW TORNILLO, DE DRENAJE	1	1	
8	90430-14M09	GASKET JUNTA	1	1	
9	69J-13411-00	STRAINER, OIL FILTRO DE ACEITE	1	1	
10	90387-06M64	.COLLAR .ESPACIADOR	3	3	
11	69J-13415-00	.SEAL, OIL STRAINER .SELLO COLADOR ACEITE	1	1	
12	97027-06025	BOLT PERNO	3	3	
13	92907-06600	WASHER, PLATE ARANDELA	3	3	
14	69J-13300-01	OIL PUMP ASSY BOMBA DE ACEITE COMPLETA	1	1	
15	69J-13329-00	.GASKET, PUMP COVER .EMPAQUE TAPA DE BOMBA	1	1	
16	69J-13338-00	.OIL SEAL .SELLO ACEITE	1	1	
17	69J-13119-00	.OIL SEAL .SELLO ACEITE	1	1	
18	69J-13631-00	.OIL SEAL .SELLO ACEITE	2	2	
19	69J-11355-00	SEAL, CYLINDER 1 RETEN ACEITE CILINDRO 1	1	1	
20	97575-06540	BOLT, WITH WASHER PERNO CON ARANDELA	4	4	
21	93210-25552	O-RING ANILLO O	2	2	
22	69J-15362-10	PLUG, OIL LEVEL TAPON DEL NIVEL DE ACEITE	1	1	
23	69J-15377-00	GUIDE, INLET GUIA DE ENTRADA	1	1	
24	93210-19MJ3	O-RING ANILLO O	1	1	
25	97095-06020	BOLT PERNO	1	1	
26	92995-06100	WASHER, SPRING ARANDELA	1	1	
27	92995-06600	WASHER ARANDELA	1	1	



STD

LOWER UNIT
ASSY
(Fig. 32, Ref. No. 2 to 73
Fig. 33, Ref. No. 4, 9)

FIG. 32 LOWER CASING & DRIVE 1 IMPULSOR E INFERIOR 1

REF. NO.	PART NO. CODIGO Nº	DESCRIPTION DESCRIPCION	6S12	6S22	REMARKS OBSERVACIONES
1	6S1-45300-20-8D	LOWER UNIT ASSY CONJUNTO UNIDAD INFERIOR	1		X(25.3"),RH
	6S1-45300-30-8D	LOWER UNIT ASSY CONJUNTO UNIDAD INFERIOR	1		X(25.3"),RH
	6S1-45301-00-8D	CASING, LOWER FUNDA INFERIOR COMPLETA	1		U(30.3"),RH
2	6S1-45301-00-8D	CASING, LOWER FUNDA INFERIOR COMPLETA	1		U(30.3"),RH
3	93311-83280	BEARING COJINETE DE RODILLOS	1		
4	93332-000W1	BEARING COJINETE	1		
5	61A-45567-00	SHIM (T:0.10MM) LAINA(T:0.10MM)	1		UR
	61A-45567-10	SHIM (T:0.12MM) LAINA (T:0.12MM)	1		UR
	61A-45567-20	SHIM (T:0.15MM) LAINA (T:0.15MM)	1		UR
	61A-45567-30	SHIM (T:0.18MM) LAINA (T:0.18MM)	1		UR
	61A-45567-40	SHIM (T:0.30MM) LAINA (T:0.30MM)	1		UR
	61A-45567-50	SHIM (T:0.40MM) LAINA (T:0.40MM)	1		UR
	61A-45567-60	SHIM (T:0.50MM) LAINA (T:0.50MM)	1		UR
6	663-44366-00	DAMPER, WATER SEAL GOMA DEL SELLO DE AGUA	1		
7	90340-08002	PLUG, STRAIGHT SCREW TORNILLO, DE DRENAJE	1		
8	688-45341-10	PLUG, DRAIN TAPON, DREN	1		
9	90430-08020	GASKET JUNTA	2		
10	61A-45376-00-94	GUIDE, SEAL DAMPER GUIA DE SELLO GOMA	1		
11	61A-45321-01	PLATE PLACA	1		
12	93210-64488	O-RING ANILLO O	1		
13	93106-09014	OIL SEAL SELLO ACEITE	1		
14	90119-06M10	BOLT, WITH WASHER TORNILLO CON ARANDELA	3		
15	69J-44150-00	SHIFT CAM ASSY CONJUNTO EJE LEVA COMPL.	1		
16	99001-08600	CIRCLIP PRESILLA REDONDA	1		
17	90501-11M10	SPRING, COMPRESSION RESORTE DE COMPRESION	1		
18	61A-44311-01	HOUSING, WATER PUMP CAJA BOMBA DE AGUA	1		
19	6R3-44322-42	INSERT, CARTRIDGE CARTUCHO	1		
20	93210-86M38	O-RING ANILLO O	1		

C6

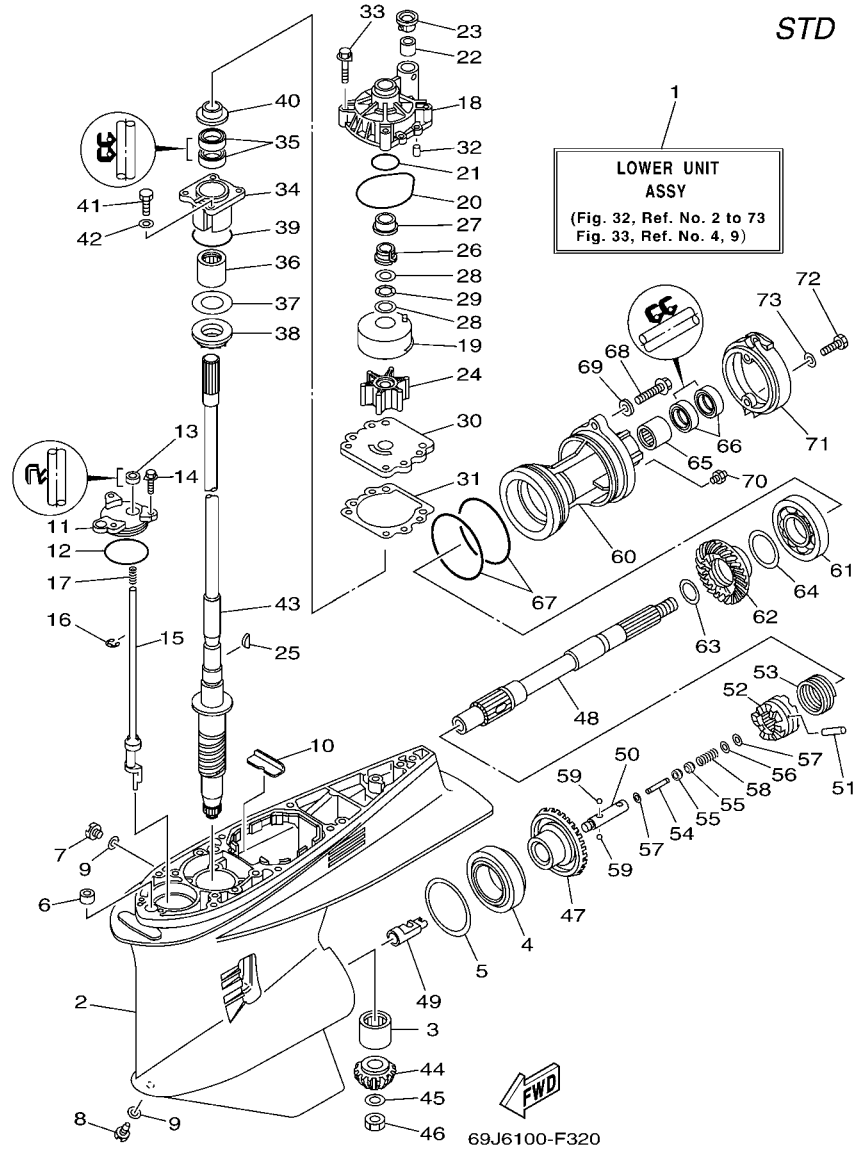


FIG. 32 LOWER CASING & DRIVE 1 IMPULSOR E INFERIOR 1

REF. NO.	PART NO. CODIGO Nº	DESCRIPTION DESCRIPCION	6S12	6S22	REMARKS OBSERVACIONES
21	93210-37160	O-RING ANILLO O	1		
22	6E5-44365-00	DAMPER, WATER SEAL HULE DE SELLO DE AGUA	1		
23	6E5-44312-00	COVER, WATER PUMP HOUSING CUBIERTA CAJA BOMBA DE AGUA	1		
24	6E5-44352-01	IMPELLER IMPULSOR	1		
25	90280-04M05	KEY, WOODRUFF CUNA WOODRUFF	1		
26	61A-45538-00	SPACER 1 ESPACIADOR 1	1		
27	61A-45527-00	COLLAR, DRIVE SHAFT COLLAR EJE FLECHA DE PROPULSION	1		
28	90201-22M01	WASHER, PLATE ARANDELA PLANA	2		
29	90206-22M19	WASHER, WAVE ARANDELA ONDULADA	1		
30	6G5-44323-40	OUTER PLATE, CARTRIDGE PLACA EXTERIOR DEL CARTUCHO	1		
31	6E5-44315-A0	GASKET, WATER PUMP EMPAQUE	1		
32	93606-12019	PIN, DOWEL PASADOR DE CLAVIJA	2		
33	90119-08M14	BOLT, WITH WASHER TORNILLO CON ARANDELA	4		
34	61A-45331-00-94	HOUSING, BEARING CAJA DE COJINETE	1		
35	93101-28M16	OIL SEAL SELLO ACEITE	2		
36	93317-330U2	BEARING COJINETE	1		
37	61A-45587-00	SHIM (T:0.10MM) LAINA (T:0.10MM)	1		UR
	61A-45587-10	SHIM (T:0.12MM) LAINA (T:0.12MM)	1		UR
	61A-45587-20	SHIM (T:0.15MM) LAINA (T:0.15MM)	1		UR
	61A-45587-30	SHIM (T:0.18MM) LAINA (T:0.18MM)	1		UR
	61A-45587-40	SHIM (T:0.30MM) LAINA (T:0.30MM)	1		UR
	61A-45587-50	SHIM (T:0.40MM) LAINA (T:0.40MM)	1		UR
	61A-45587-60	SHIM (T:0.50MM) LAINA (T:0.50MM)	1		UR
38	93341-930U9	BEARING COJINETES CON RODAMIENTOS	1		
39	93210-55M14	O-RING ANILLO O	1		
40	6E5-45344-00	COVER, OIL SEAL CUBIERTA SELLO ACEITE	1		
41	97095-08025	BOLT PERNO	4		

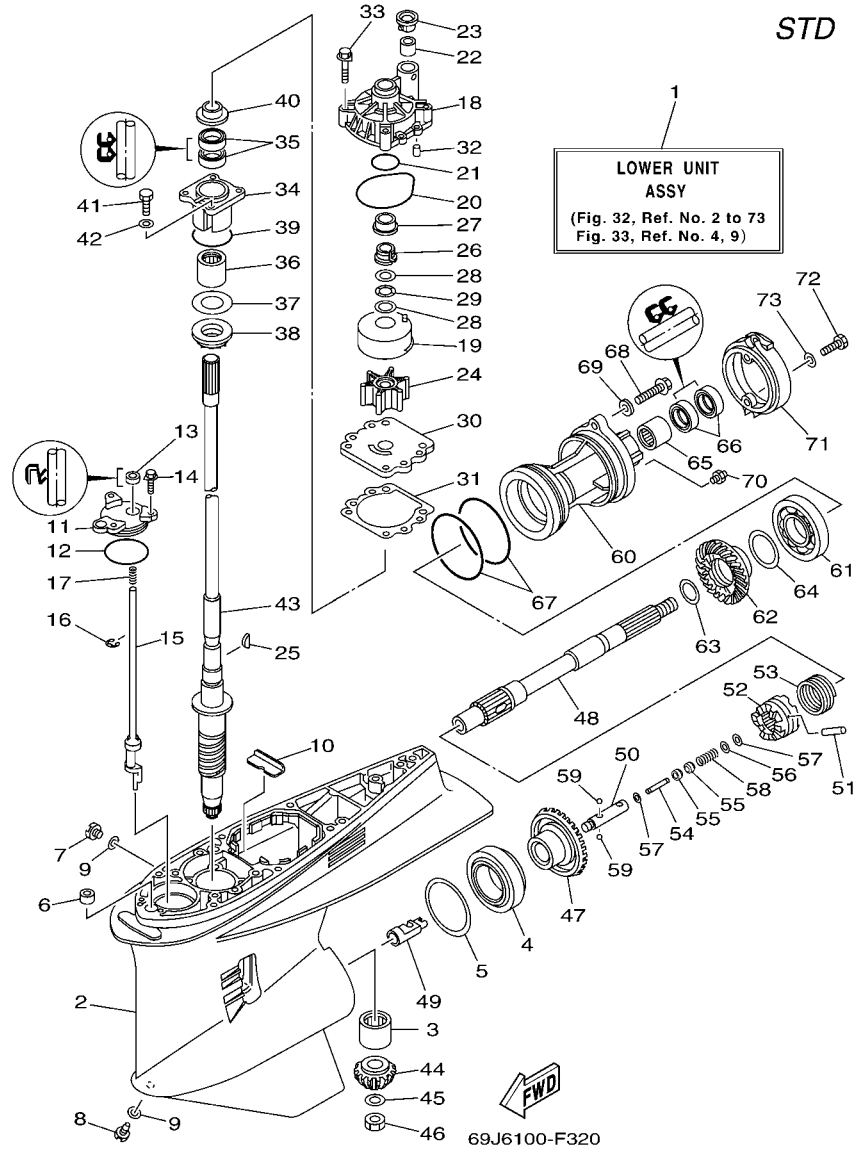


FIG. 32 LOWER CASING & DRIVE 1 IMPULSOR E INFERIOR 1

REF. NO.	PART NO. CODIGO N°	DESCRIPTION DESCRIPCION	6S12	6S22	REMARKS OBSERVACIONES
42	92995-08600	WASHER ARANDELA	4		
43	69J-45501-00	DRIVE SHAFT COMP. EJE DE MANDO COMPL.	1		X(25.3") X(25.3")
	61A-45501-30	DRIVE SHAFT COMP. EJE DE MANDO COMPL.	1		U(30.3") U(30.3")
44	6P2-45551-01	PINION (15T) PINON (15T)	1		
45	90201-16M00	WASHER, PLATE ARANDELA PLANA	1		
46	90170-16M19	NUT TUERCA	1		
47	6P2-45560-00	GEAR 1 (30T) ENGRANAJE 1 (30T)	1		
48	69J-45611-00	SHAFT, PROPELLER EJE PROPUSOR	1		
49	61A-45641-02	SHIFTER CAMBIO	1		
50	61A-45634-01	SLIDE, SHIFT DESLIZADOR, CAMBIO	1		
51	61A-45632-00	PIN, CROSS PASADOR TRANSVERSAL	1		
52	69J-45631-00	CLUTCH, DOG EMBRAGUE DE GARRA	1		
53	61A-45633-00	RING, CROSS PIN ANILLO DE PASADOR	1		
54	6H1-45668-00	SHAFT, FREE EJE	1		
55	61A-45635-00	PLUNGER, SHIFT EMBOLO DE CAMBIO	2		
56	90201-02M00	WASHER, PLATE ARANDELA PLANA	1		
57	90183-02M03	NUT, SPRING TUERCA DE RESORTE	2		
58	90501-10M77	SPRING, COMPRESSION RESORTE DE COMPRESION	1		
59	93501-04011	BALL BOLA	2		
60	69J-45332-00-94	HOUSING, BEARING CAJA BALERO 2	1		
61	93306-210U0	BEARING COJINETE	1		
62	6P2-45571-00	GEAR 2 (30T) ENGRANAJE 2 (30T)	1		
63	90201-31M00	WASHER, PLATE ARANDELA PLANA	1		
64	61A-45577-00	SHIM (T:0.10MM) LAINA (T:0.10MM)	1		UR UR
	61A-45577-10	SHIM (T:0.12MM) LAINA (:0.12MM)	1		UR UR
	61A-45577-20	SHIM (T:0.15MM) LAINA (T:0.15MM)	1		UR UR
	61A-45577-30	SHIM (T:0.18MM) LAINA (T:0.18MM)	1		UR UR

D1

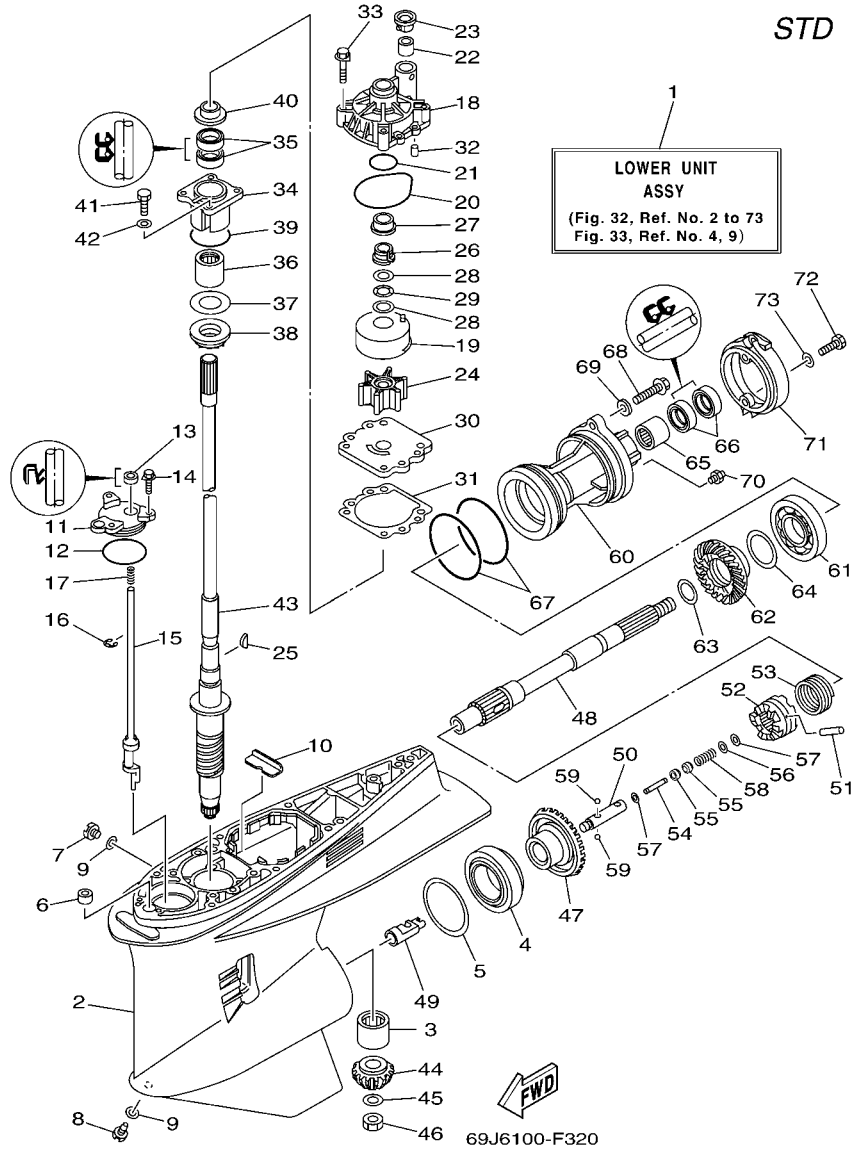


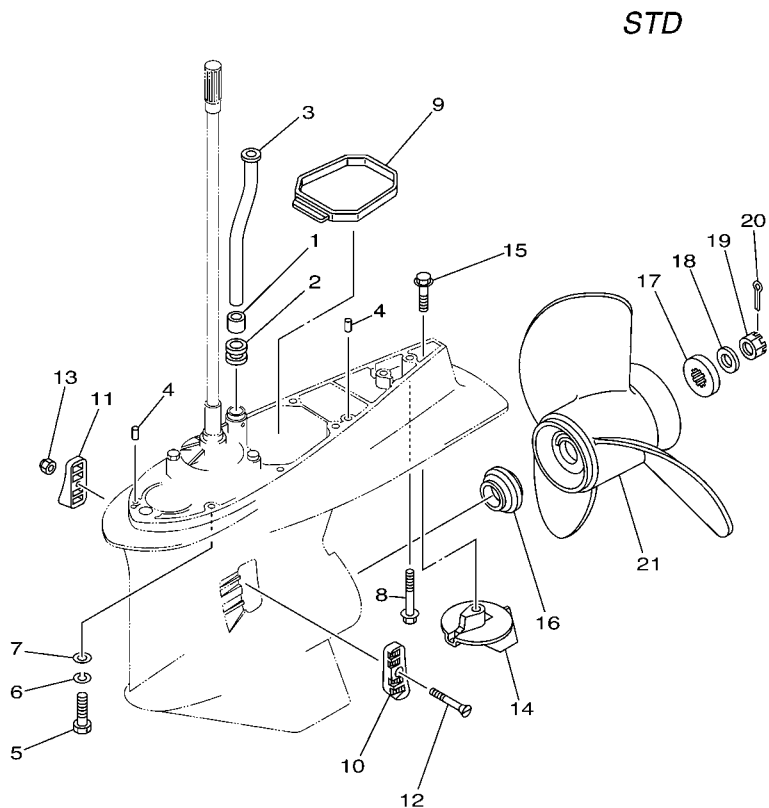
FIG. 32 LOWER CASING & DRIVE 1

IMPULSOR E INFERIOR 1

REF. NO.	PART NO. CODIGO N°	DESCRIPTION DESCRIPCION	6S12	6S22	REMARKS OBSERVACIONES
64	61A-45577-40	SHIM (T:0.30MM) LAINA (T:0.30MM)	1		UR UR
	61A-45577-50	SHIM (T:0.40MM) LAINA (T:0.40MM)	1		UR UR
	61A-45577-60	SHIM (T:0.50MM) LAINA (T:0.50MM)	1		UR UR
65	93315-43061	BEARING COJINETE DE RODILLOS	1		
66	93101-30M17	OIL SEAL SELLO ACEITE	2		
67	93211-04384	O-RING ANILLO O	2		
68	90105-08036	BOLT, FLANGE TORNILLO	2		
69	90201-08023	WASHER, PLATE ARANDELA PLANA	2		
70	93700-09M00	NIPPLE, GREASE BOQUILLA DE ENGRASAR	1		
71	69J-45361-00-8D	CAP. LOWER CASING FUNDA INFERIOR	1		
72	97095-08020	BOLT PERNO	2		
73	92995-08600	WASHER ARANDELA	2		

FIG. 33 LOWER CASING & DRIVE 2

IMPULSOR E INFERIOR 2

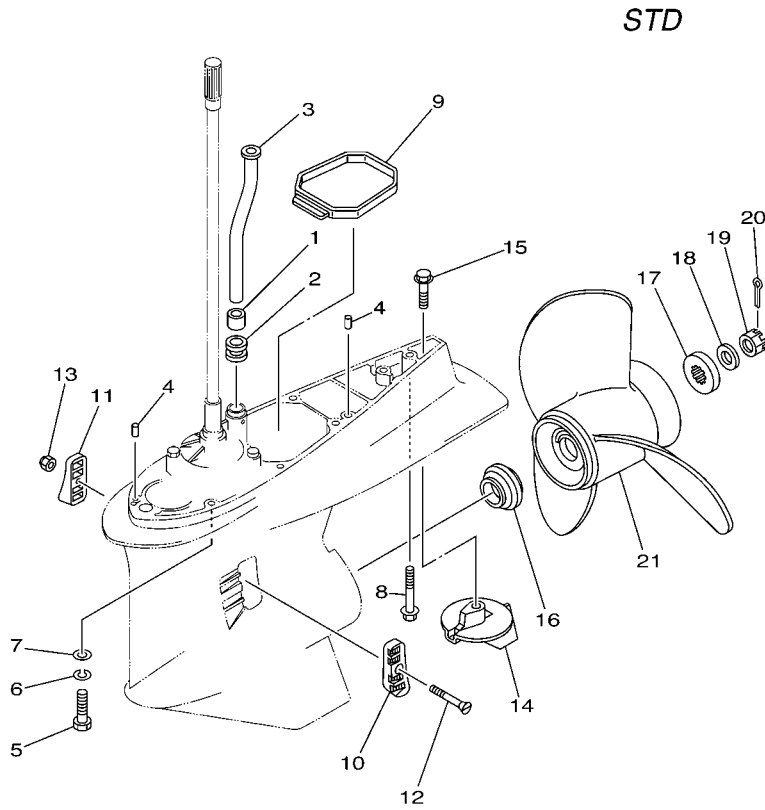


69J2100-3320

REF. NO.	PART NO. CODIGO Nº	DESCRIPTION DESCRIPCION	6S12	6S22		REMARKS OBSERVACIONES
1	6E5-44365-00	DAMPER, WATER SEAL HULE DE SELLO DE AGUA	1			
2	6E5-44366-00	DAMPER, WATER SEAL GOMA DEL SELLO DE AGUA	1			
3	6S1-44361-00	TUBE, WATER TUBO DE AGUA	1			X(25.3") X(25.3")
	6S1-44361-10	TUBE, WATER TUBO DE AGUA	1			U(30.3") U(30.3")
4	93608-12M05	PIN, DOWEL PASADOR DE CLAVIJA	2			
5	97095-10045	BOLT PERNO	7			X(25.3") X(25.3")
6	92995-10100	WASHER ARANDELA	7			X(25.3") X(25.3")
7	92995-10600	WASHER ARANDELA	7			X(25.3") X(25.3")
8	90119-10MA2	BOLT, WITH WASHER TORNILLO CON ARANDELA	1			X(25.3") X(25.3")
	90119-10008	BOLT, WITH WASHER TORNILLO CON ARANDELA	1			U(30.3") U(30.3")
9	69J-45375-00	DAMPER, SEAL GOMA DE SELLO	1			
10	61A-45214-10	COVER, WATER INLET 1 CUBIERTA ENTRADA AGUA 1	1			
11	61A-45215-10	COVER, WATER INLET 2 CUBIERTA ENTRADA AGUA 2	1			
12	90152-05003	SCREW, COUNTERSUNK TORNILLO EMBUTIDO	1			
13	90185-05002	NUT, SELF-LOCKING TUERCA AUTOBLOCANTE	1			
14	61A-45371-00	TAB-TRIM QUILLA ESTABILIZADOR	1			
15	90105-10M00	BOLT, FLANGE TORNILLO	1			
16	69J-45987-00	SPACER ESPACIADOR	1			
17	688-45997-01	SPACER ESPACIADOR	1			
18	92990-18200	WASHER ARANDELA PLANA	1			
19	90171-18M04	NUT, CASTLE TUERCA ENTALLADA	1			
20	91490-40030	PIN, COTTER CHAVETA	1			
21	6G5-45970-02-98	PROPELLER (3X15-1/4"X15"-M) PROPELA (3X15-1/4"X15"-M)	1			UR UR
	6G5-45972-02-98	PROPELLER (3X13-3/4"X21"-M) PROPELA (3X13-3/4"X21"-M)	1			UR UR
	6G5-45974-03-98	PROPELLER (3X13-3/4"X19"-M2) PROPELA (3X13-3/4"X19"-M2)	1			UR UR
	6G5-45978-03-98	PROPELLER (3X13-3/4"X17"-M2) PROPELA (3X13-3/4"X17"-M2)	1			UR UR
	61A-45972-00-98	PROPELLER (3X14-1/2"X21"-T) PROPELA (3X14-1/2"X21"-T)	1			UR UR

D3

FIG. 33 LOWER CASING & DRIVE 2 IMPULSOR E INFERIOR 2




69J2100-3320

REF. NO.	PART NO. CODIGO Nº	DESCRIPTION DESCRIPCION	6S12	6S22		REMARKS OBSERVACIONES
21	61A-45974-00-98	PROPELLER (3X14-1/2"X19"-T) PROPELA (3X14-1/2"X19"-T)	1			UR UR
	61A-45978-00-98	PROPELLER (3X15"X17"-T) PROPELA (3X15"X17"-T)	1			UR UR
	6R4-45970-A1	PROPELLER (3X15-1/4"X19"-M) PROPELA (3X15-1/4"X19"-M)	1			UR UR
	6R4-45972-A0	PROPELLER (3X14-7/8"X21"-M) PROPELA (3X14-7/8"X21"-M)	1			UR UR
	6R4-45974-A0	PROPELLER (3X14-1/2"X23"-M) PROPELA (3X14-1/2"X23"-M)	1			UR UR
	6R4-45976-A0	PROPELLER (3X14-1/2"X15"-M) PROPELA (3X14-1/2"X15"-M)	1			UR UR
	6R4-45978-A0	PROPELLER (3X15-1/4"X17"-M) PROPELA (3X15-1/4"X17"-M)	1			UR UR
<hr/>						
<hr/>						
<hr/>						
<hr/>						
<hr/>						
<hr/>						
<hr/>						
<hr/>						
<hr/>						
<hr/>						
<hr/>						
<hr/>						

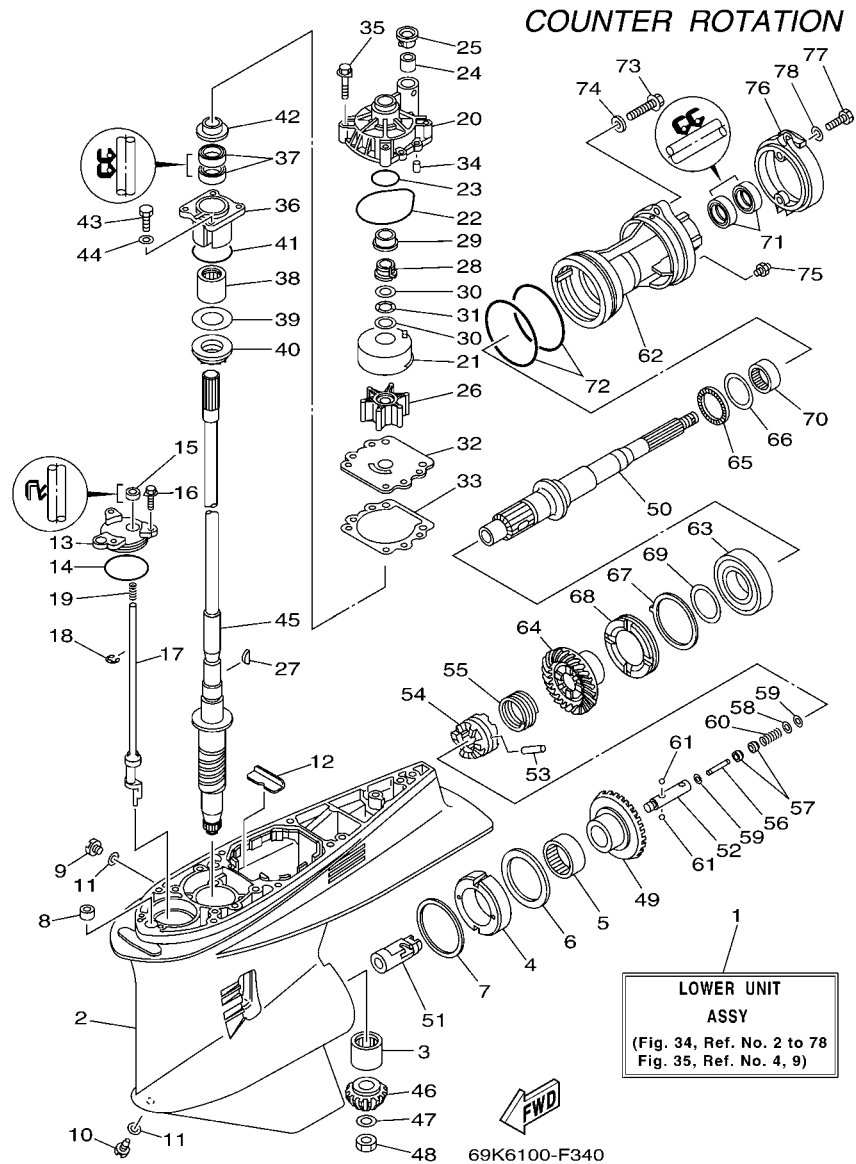


FIG. 34 LOWER CASING & DRIVE 3 IMPULSOR E INFERIOR 3

REF. NO.	PART NO. CODIGO Nº	DESCRIPTION DESCRIPCION	6S12	6S22	REMARKS OBSERVACIONES
1	6S2-45300-20-8D	LOWER UNIT ASSY CONJUNTO UNIDAD INFERIOR		1	X(25.3"),LH X(25.3"),LH
	6S2-45300-30-8D	LOWER UNIT ASSY CONJUNTO UNIDAD INFERIOR		1	U(30.3"),LH U(30.3"),LH
2	6S1-45301-00-8D	CASING, LOWER FUNDA INFERIOR COMPLETA		1	
3	93311-83280	BEARING COJINETE DE RODILLOS		1	
4	61B-45538-01	SPACER 1 ESPACIADOR 1		1	
5	93315-660W3	BEARING COJINETE DE RODILLOS		1	
6	93341-670V0	BEARING COJINETES CON RODAMIENTOS		1	
7	61A-45567-00	SHIM (T:0.10MM) LAINA(T:0.10MM)		1	UR
	61A-45567-10	SHIM (T:0.12MM) LAINA (T:0.12MM)		1	UR
	61A-45567-20	SHIM (T:0.15MM) LAINA (T:0.15MM)		1	UR
8	61A-45567-30	SHIM (T:0.18MM) LAINA (T:0.18MM)		1	UR
	61A-45567-40	SHIM (T:0.30MM) LAINA (T:0.30MM)		1	UR
	61A-45567-50	SHIM (T:0.40MM) LAINA (T:0.40MM)		1	UR
	61A-45567-60	SHIM (T:0.50MM) LAINA (T:0.50MM)		1	UR
8	663-44366-00	DAMPER, WATER SEAL GOMA DEL SELLO DE AGUA		1	
9	90340-08002	PLUG, STRAIGHT SCREW TORNILLO, DE DRENAJE		1	
10	688-45341-10	PLUG, DRAIN TAPON, DREN		1	
11	90430-08020	GASKET JUNTA		2	
12	61A-45376-00-94	GUIDE, SEAL DAMPER GUIA DE SELLO GOMA		1	
13	61A-45321-01	PLATE PLACA		1	
14	93210-64488	O-RING ANILLO O		1	
15	93106-09014	OIL SEAL SELLO ACEITE		1	
16	90119-06M10	BOLT, WITH WASHER TORNILLO CON ARANDELA		3	
17	69K-44150-00	SHIFT CAM ASSY CONJUNTO EJE LEVA COMPL.		1	
18	99001-08600	CIRCLIP PRESILLA REDONDA		1	
19	90501-11M10	SPRING, COMPRESSION RESORTE DE COMPRESION		1	
20	61A-44311-01	HOUSING, WATER PUMP CAJA BOMBA DE AGUA		1	

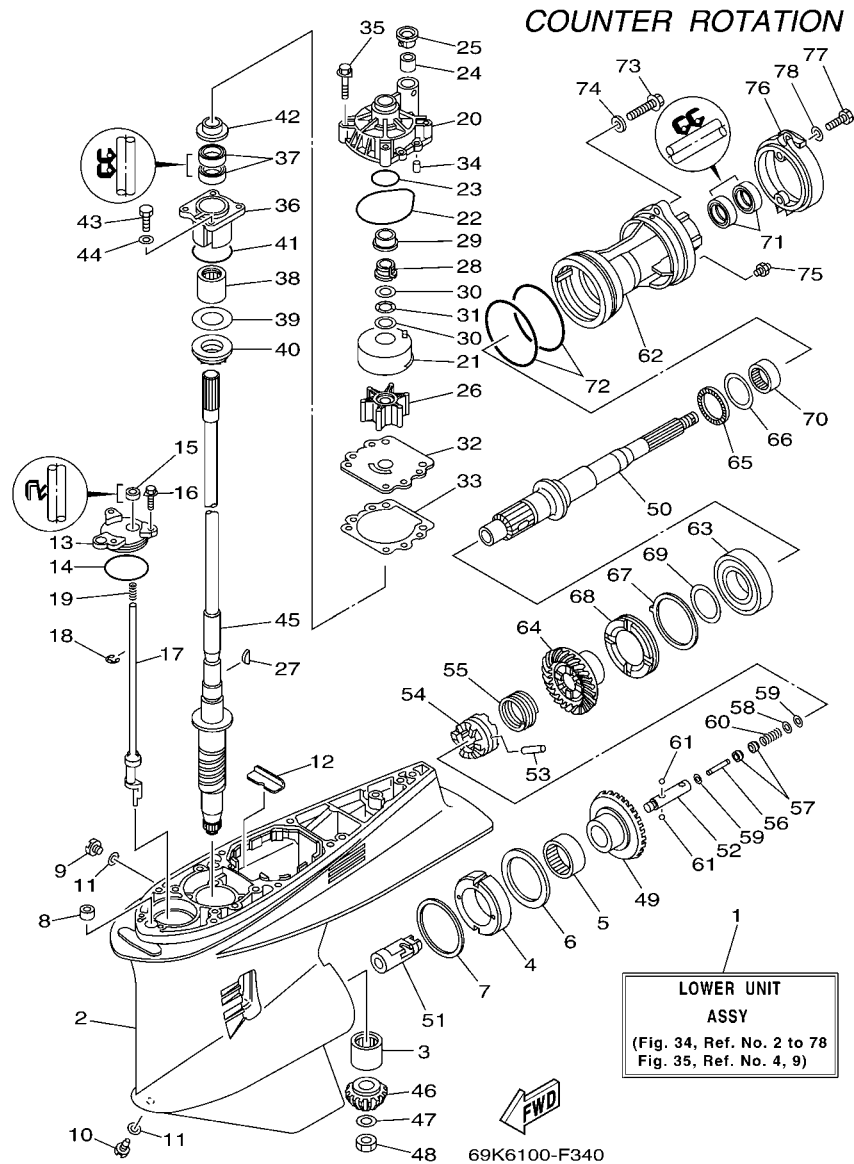


FIG. 34 LOWER CASING & DRIVE 3 IMPULSOR E INFERIOR 3

REF. NO.	PART NO. CODIGO Nº	DESCRIPTION DESCRIPCION	6S12	6S22	REMARKS OBSERVACIONES
21	6R3-44322-42	INSERT, CARTRIDGE CARTUCHO		1	
22	93210-86M38	O-RING ANILLO O		1	
23	93210-37160	O-RING ANILLO O		1	
24	6E5-44365-00	DAMPER, WATER SEAL HULE DE SELLO DE AGUA		1	
25	6E5-44312-00	COVER, WATER PUMP HOUSING CUBIERTA CAJA BOMBA DE AGUA		1	
26	6E5-44352-01	IMPELLER IMPULSOR		1	
27	90280-04M05	KEY, WOODRUFF CUNA WOODRUFF		1	
28	61A-45538-00	SPACER 1 ESPACIADOR 1		1	
29	61A-45527-00	COLLAR, DRIVE SHAFT COLLAR EJE FLECHA DE PROPULSIO		1	
30	90201-22M01	WASHER, PLATE ARANDELA PLANA		2	
31	90206-22M19	WASHER, WAVE ARANDELA ONDULADA		1	
32	6G5-44323-40	OUTER PLATE, CARTRIDGE PLACA EXTERIOR DEL CARTUCHO		1	
33	6E5-44315-A0	GASKET, WATER PUMP EMPAQUE		1	
34	93606-12019	PIN, DOWEL PASADOR DE CLAVIJA		2	
35	90119-08M14	BOLT, WITH WASHER TORNILLO CON ARANDELA		4	
36	61A-45331-00-94	HOUSING, BEARING CAJA DE COJINETE		1	
37	93101-28M16	OIL SEAL SELLO ACEITE		2	
38	93317-330U2	BEARING COJINETE		1	
39	61A-45587-00	SHIM (T:0.10MM) LAINA (T:0.10MM)		1	UR
	61A-45587-10	SHIM (T:0.12MM) LAINA (T:0.12MM)		1	UR
	61A-45587-20	SHIM (T:0.15MM) LAINA (T:0.15MM)		1	UR
	61A-45587-30	SHIM (T:0.18MM) LAINA (T:0.18MM)		1	UR
	61A-45587-40	SHIM (T:0.30MM) LAINA (T:0.30MM)		1	UR
	61A-45587-50	SHIM (T:0.40MM) LAINA (T:0.40MM)		1	UR
	61A-45587-60	SHIM (T:0.50MM) LAINA (T:0.50MM)		1	UR
40	93341-930U9	BEARING COJINETES CON RODAMIENTOS		1	
41	93210-55M14	O-RING ANILLO O		1	

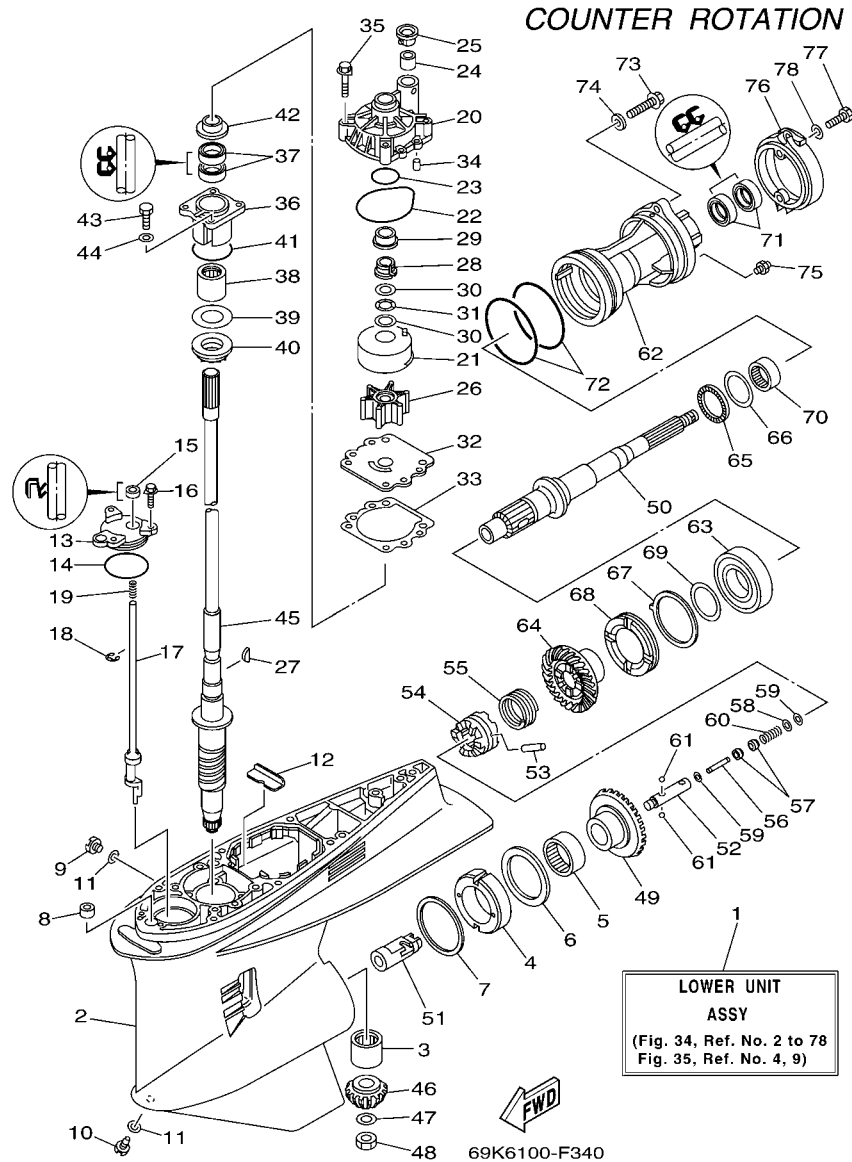


FIG. 34 LOWER CASING & DRIVE 3 IMPULSOR E INFERIOR 3

REF. NO.	PART NO. CODIGO Nº	DESCRIPTION DESCRIPCION	6S12	6S22	REMARKS OBSERVACIONES
42	6E5-45344-00	COVER, OIL SEAL CUBIERTA SELLO ACEITE		1	
43	97095-08025	BOLT PERNO		4	
44	92995-08600	WASHER ARANDELA		4	
45	69J-45501-00	DRIVE SHAFT COMP. EJE DE MANDO COMPL.		1	X(25.3") X(25.3")
	61A-45501-30	DRIVE SHAFT COMP. EJE DE MANDO COMPL.		1	U(30.3") U(30.3")
46	6P2-45551-01	PINION (15T) PINON (15T)		1	
47	90201-16M00	WASHER, PLATE ARANDELA PLANA		1	
48	90170-16M19	NUT TUERCA		1	
49	6P3-45560-00	GEAR 1 (30T) ENGRANAJE 1 (30T)		1	
50	69K-45611-00	SHAFT, PROPELLER EJE PROPUSOR		1	
51	61B-45641-01	SHIFTER CAMBIO		1	
52	61A-45634-01	SLIDE, SHIFT DESLIZADOR, CAMBIO		1	
53	61A-45632-00	PIN, CROSS PASADOR TRANSVERSAL		1	
54	69J-45631-00	CLUTCH, DOG EMBRAGUE DE GARRA		1	
55	61A-45633-00	RING, CROSS PIN ANILLO DE PASADOR		1	
56	6H1-45668-00	SHAFT, FREE EJE		1	
57	61A-45635-00	PLUNGER, SHIFT EMBOLO DE CAMBIO		2	
58	90201-02M00	WASHER, PLATE ARANDELA PLANA		1	
59	90183-02M03	NUT, SPRING TUERCA DE RESORTE		2	
60	90501-10M77	SPRING, COMPRESSION RESORTE DE COMPRESION		1	
61	93501-04011	BALL BOLA		2	
62	69K-45332-00-94	HOUSING, BEARING CAJA BALERO 2		1	
63	93332-00048	BEARING COJINETE		1	
64	6P3-45571-00	GEAR 2 (30T) ENGRANAJE 2 (30T)		1	
65	93341-440U5	BEARING COJINETES CON RODAMIENTOS		1	
66	6K1-45578-01	SHIM (T:0.10MM) LAINA (T:0.10MM)		1	UR UR
	6K1-45578-10	SHIM (T:0.12MM) LAINA (:0.12MM)		1	UR UR

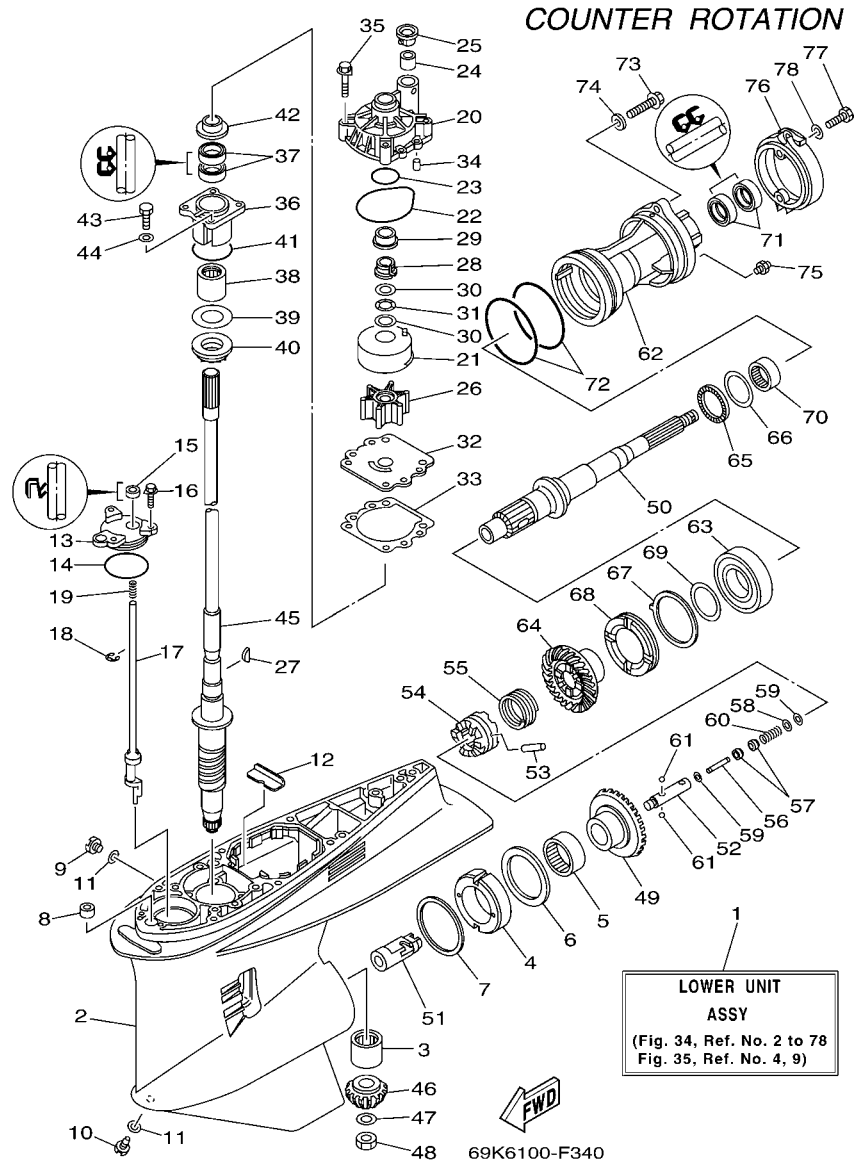
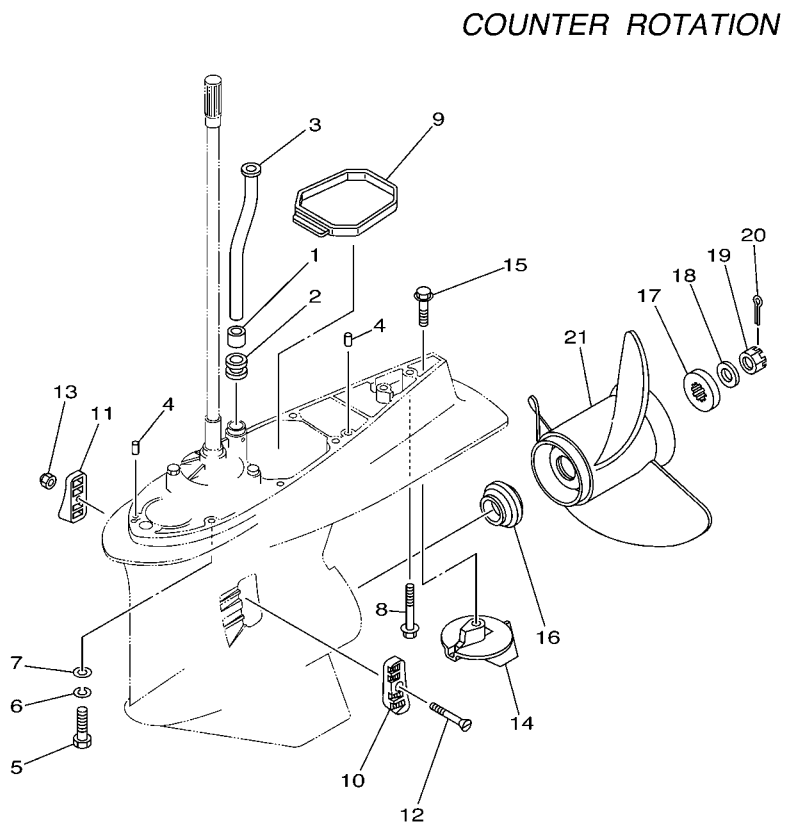


FIG. 34 LOWER CASING & DRIVE 3 IMPULSOR E INFERIOR 3

REF. NO.	PART NO. CODIGO Nº	DESCRIPTION DESCRIPCION	6S12	6S22	REMARKS OBSERVACIONES
66	6K1-45578-20	SHIM (T:0.15MM) LAINA (T:0.15MM)		1	UR
	6K1-45578-30	SHIM (T:0.18MM) LAINA (T:0.18MM)		1	UR
	6K1-45578-40	SHIM (T:0.30MM) LAINA (T:0.30MM)		1	UR
	6K1-45578-50	SHIM (T:0.40MM) LAINA (T:0.40MM)		1	UR
	6K1-45578-60	SHIM (T:0.50MM) LAINA (T:0.50MM)		1	UR
67	61B-45383-00	WASHER, CLAW ARANDELA DE UNA		1	
68	69K-45384-00	NUT TUERCA		1	
69	69K-45577-00	SHIM (T:0.10MM) LAINA (:0.10MM)		1	UR
	69K-45577-10	SHIM (T:0.12MM) LAINA (:0.12MM)		1	UR
	69K-45577-20	SHIM (T:0.15MM) LAINA (T:0.15MM)		1	UR
	69K-45577-30	SHIM (T:0.18MM) LAINA (T:0.18MM)		1	UR
	69K-45577-40	SHIM (T:0.30MM) LAINA (T:0.30MM)		1	UR
	69K-45577-50	SHIM (T:0.40MM) LAINA (T:0.40MM)		1	UR
	69K-45577-60	SHIM (T:0.50MM) LAINA (T:0.50MM)		1	UR
70	93315-43061	BEARING COJINETE DE RODILLOS		1	
71	93101-30M17	OIL SEAL SELLO ACEITE		2	
72	93211-04384	O-RING ANILLO O		2	
73	90105-08036	BOLT, FLANGE TORNILLO		2	
74	90201-08023	WASHER, PLATE ARANDELA PLANA		2	
75	93700-09M00	NIPPLE, GREASE BOQUILLA DE ENGRASAR		1	
76	69J-45361-00-8D	CAP, LOWER CASING FUNDA INFERIOR		1	
77	97095-08020	BOLT PERNO		2	
78	92995-08600	WASHER ARANDELA		2	

FIG. 35 LOWER CASING & DRIVE 4

IMPULSOR E INFERIOR 4

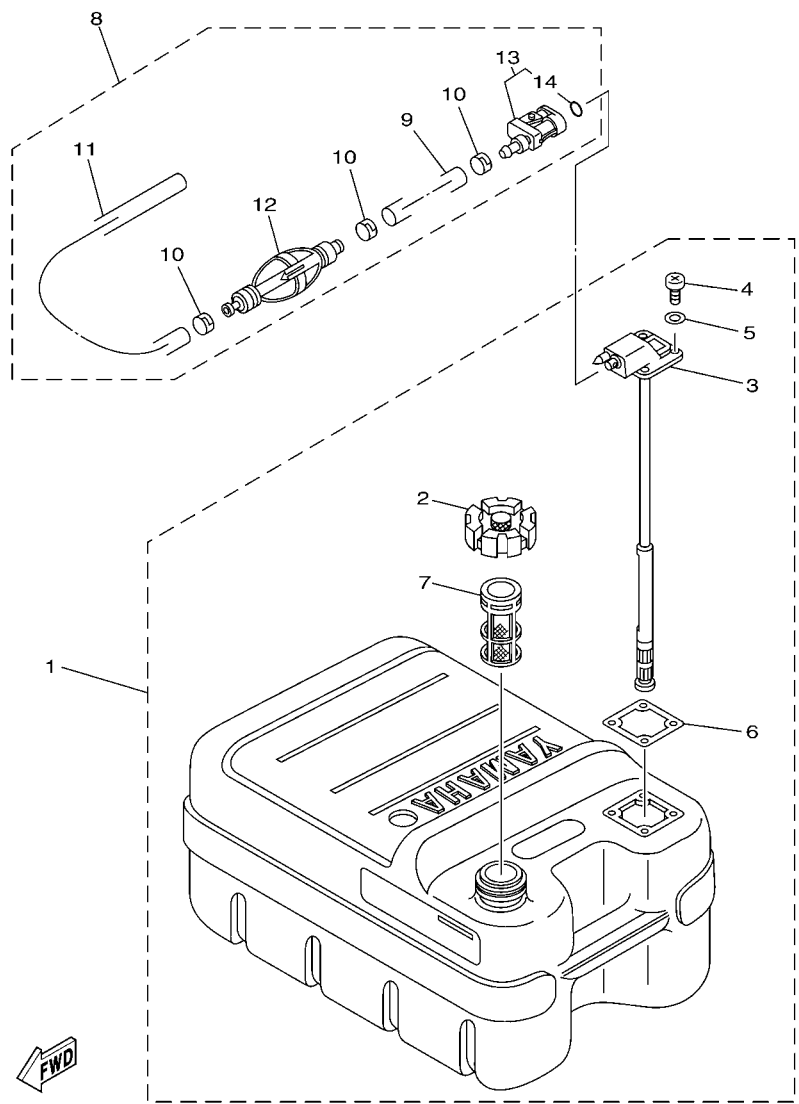


69K2100-3340

REF. NO.	PART NO. CODIGO Nº	DESCRIPTION DESCRIPCION	6S12	6S22	REMARKS OBSERVACIONES
1	6E5-44365-00	DAMPER, WATER SEAL HULE DE SELLO DE AGUA		1	
2	6E5-44366-00	DAMPER, WATER SEAL GOMA DEL SELLO DE AGUA		1	
3	6S1-44361-00	TUBE, WATER TUBO DE AGUA		1	X(25.3") X(25.3")
	6S1-44361-10	TUBE, WATER TUBO DE AGUA		1	U(30.3") U(30.3")
4	93608-12M05	PIN, DOWEL PASADOR DE CLAVIJA		2	
5	97095-10045	BOLT PERNO		7	X(25.3") X(25.3")
6	92995-10100	WASHER ARANDELA		7	X(25.3") X(25.3")
7	92995-10600	WASHER ARANDELA		7	X(25.3") X(25.3")
8	90119-10MA2	BOLT, WITH WASHER TORNILLO CON ARANDELA		1	X(25.3") X(25.3")
	90119-10008	BOLT, WITH WASHER TORNILLO CON ARANDELA		1	U(30.3") U(30.3")
9	69J-45375-00	DAMPER, SEAL GOMA DE SELLO		1	
10	61A-45214-10	COVER, WATER INLET 1 CUBIERTA ENTRADA AGUA 1		1	
11	61A-45215-10	COVER, WATER INLET 2 CUBIERTA ENTRADA AGUA 2		1	
12	90152-05003	SCREW, COUNTERSUNK TORNILLO EMBUTIDO		1	
13	90185-05002	NUT, SELF-LOCKING TUERCA AUTOBLOCANTE		1	
14	61A-45371-00	TAB-TRIM QUILLA ESTABILIZADOR		1	
15	90105-10M00	BOLT, FLANGE TORNILLO		1	
16	69J-45987-00	SPACER ESPACIADOR		1	
17	688-45997-01	SPACER ESPACIADOR		1	
18	92990-18200	WASHER ARANDELA PLANA		1	
19	90171-18M04	NUT, CASTLE TUERCA ENTALLADA		1	
20	91490-40030	PIN, COTTER CHAVETA		1	
21	6K1-45970-01-98	PROPELLER (3X15-1/4"X15"-ML) PROPELA (3X15-1/4"X15"-ML)		1	UR UR
	6K1-45972-01-98	PROPELLER (3X13-3/4"X21"-ML) PROPELA (3X13-3/4"X21"-ML)		1	UR UR
	6K1-45974-02-98	PROPELLER (3X13-3/4"X19"-ML1) PROPELA (3X13-3/4"X19"-ML1)		1	UR UR
	6K1-45978-02-98	PROPELLER (3X13-3/4"X17"-ML1) PROPELA (3X13-3/4"X17"-ML1)		1	UR UR
	61B-45972-00-98	PROPELLER (3X14-1/2"X21"-TL) PROPELA (3X14-1/2"X21"-TL)		1	UR UR

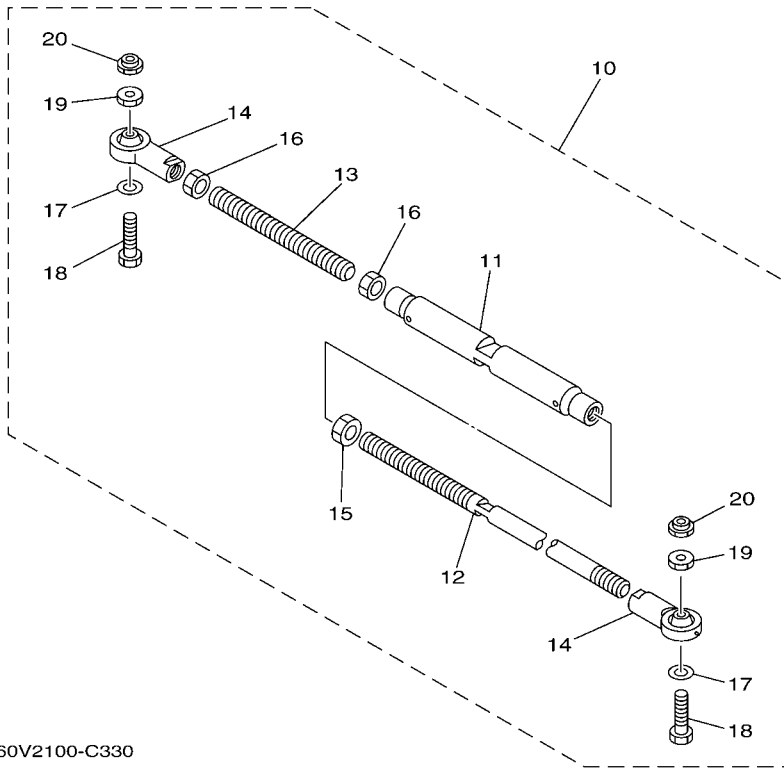
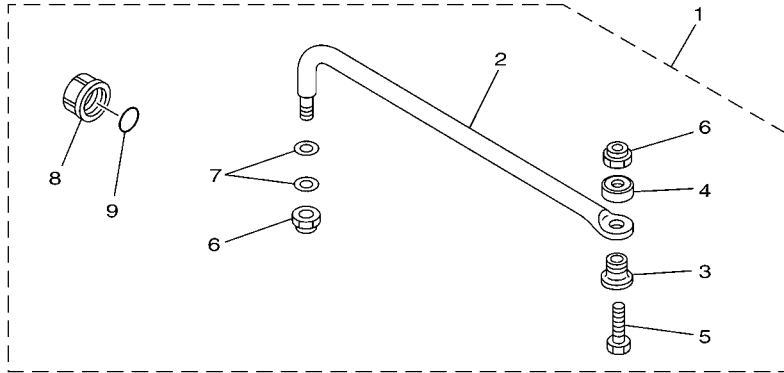
FIG. 36 FUEL TANK

DEPOSITO DE COMBUSTIBLE



6N43100-C270

REF. NO.	PART NO. CODIGO Nº	DESCRIPTION DESCRIPCION	6S12	6S22	REMARKS OBSERVACIONES
1	6YJ-24201-10	FUEL TANK ASSY (24L) TANQUE DEL COMBUSTIBLE (24L)	1		AP FOR CHN AP FOR CHN
2	6YJ-24610-01	.CAP ASSY .TAPA COMPLETA	1		
3	6Y1-24260-12	.FUEL METER ASSY .MEDIDOR DE COMBUSTIBLE COMPL.	1		WITH INDICATOR WITH INDICATOR
4	90157-05M19	.SCREW, PAN HEAD .TORNILLO CABEZA CONICA PLANA	4		
5	6Y1-24329-00	.SEAL .SELLO	4		
6	6Y1-24268-00	.GASKET, FUEL METER .EMPAQ MEDIDOR DE COMBUSTIBLE	1		
7	6YJ-24167-00	.STRAINER .COLADOR	1		
8	6Y2-24306-45	FUEL PIPE COMP. 1 TUBO COMBUST. COMPL 1	1		AP FOR CHN AP FOR CHN
9	90445-13M01	.HOSE (L2050) .MANGUERA (L2050)	1		
10	6E5-24351-51	.BAND 1 .ABRAZADERA 1	3		
11	90445-13M35	.HOSE (L250) .MANGUERA (L250)	1		
12	6Y2-24360-60	.PRIMER PUMP ASSY .SOPORTE BOMBA	1		
13	6Y2-24305-06	.FUEL PIPE JOINT COMP. 2 .CONECTOR MANGUERA COMBUST. 2	1		
14	93210-08287	..O-RING ..ANILLO O	1		



60V2100-C330

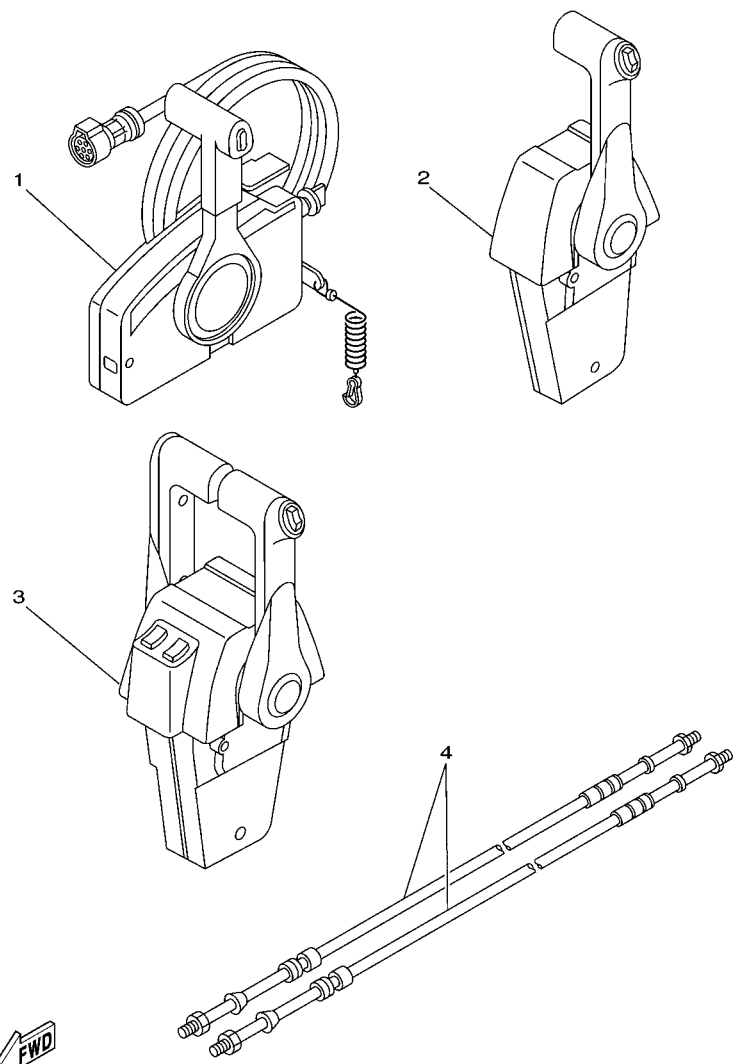
FIG. 37 STEERING GUIDE

DIRECCIONGUIAR

REF. NO.	PART NO. CODIGO Nº	DESCRIPTION DESCRIPCION	6S12	6S22		REMARKS OBSERVACIONES
1	6E5-61350-02	STEERING GUIDE ATTACHMENT KIT ESTUCHE ADITAMENTO GUIA DE TIM	1			AP AP
2	6E5-61351-01	.ROD, STEERING LINK .VARILLA ESLABON DIRECCION	1			
3	90387-10M61	.COLLAR .ESPACIADOR	1			
4	90560-12M01	.SPACER .SEPARADOR	1			
5	6E5-61355-00	.BOLT .TORNILLO	1			
6	90185-09M01	.NUT, SELF-LOCKING .TUERCA AUTOBLOCANTE	2			
7	90201-10M20	.WASHER, PLATE .ARANDELA PLANA	2			
8	6E5-43145-01	.CAP, CLAMP BRACKET .TAPA	1			
9	93210-16275	.O-RING .ANILLO O	1			
10	6E5-61301-01	TWIN KIT (L:600-800MM) KIT ADITAMENTO (L:600-800MM)	1			AP AP
11	6E5-61313-00	.ADJUSTER .AJUSTADOR	1			
12	6E5-61311-11	.TIE BAR .BARRA SEPARADORA	1			
13	6E5-61315-00	.TIE BAR .ROTOR DE BOMBA AGUA	1			
14	6E5-61303-00	.STEERING AXLE COMP. .OJO-DIRECCION COMPL.	2			
15	90170-14M06	.NUT .TUERCA	1			
16	95380-14700	.NUT .TUERCA	2			
17	90201-10M76	.WASHER, PLATE .ARANDELA PLANA	2			
18	90101-09M70	.BOLT .TORNILLO	2			
19	90170-09M05	.NUT .TUERCA	2			
20	90185-09M01	.NUT, SELF-LOCKING .TUERCA AUTOBLOCANTE	2			

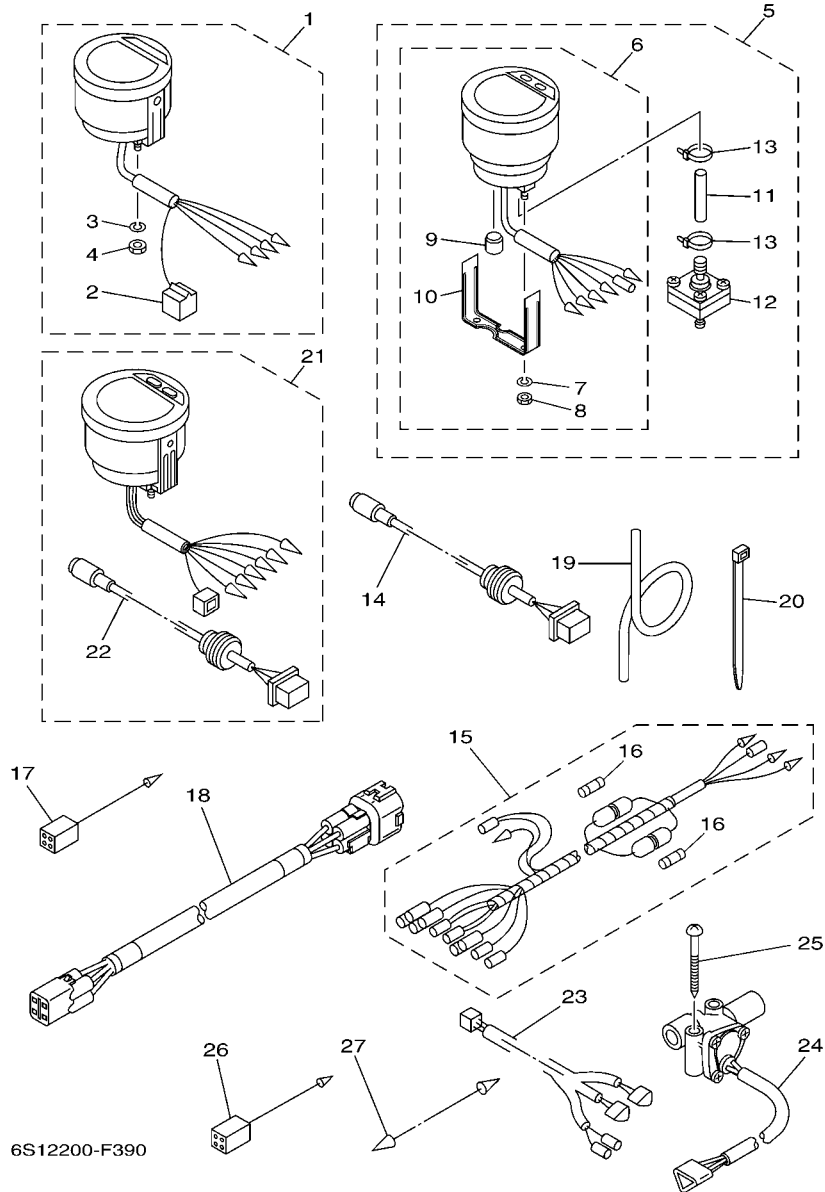
FIG. 38 REMOTE CONTROL BOX

CONTROL REMOTO COMPLETO



 63P2100-D320

REF. NO.	PART NO. CODIGO Nº	DESCRIPTION DESCRIPCION	6S12	6S22		REMARKS OBSERVACIONES
1	703-48205-17	REMOTE CONTROL ASSY (10P) REMOTO CONTROL COMPL. (10P)	1			AP CHN,MYS,KOR AP CHN,MYS,KOR
2	704-48205-P1	REMOTE CONTROL ASSY (RIGHT) REMOTO CONTROL COMPL.	1			AP CAR AP CAR
3	704-48207-P1	REMOTE CONTROL ASSY REMOTO CONTROL COMPL.		1		AP CAR,MYS AP CAR,MYS
4	701-48320-50	CABLE, REMOTE CONTROL L=15F CABLE CONTROL REMOTO L=15F	2	2		UR UR
	701-48320-60	CABLE, REMOTE CONTROL L=16F CABLE CONTROL REMOTO L=16F	2	2		UR UR
	701-48320-80	CABLE, REMOTE CONTROL L=17F CABLE CONTROL REMOTO L=17F	2	2		UR UR
	701-48350-00	CABLE, REMOTE CONTROL L=21F CABLE CONTROL REMOTO L=21F	2	2		UR UR
	701-48350-20	CABLE, REMOTE CONTROL L=23F CABLE CONTROL REMOTO L=23F	2	2		UR UR

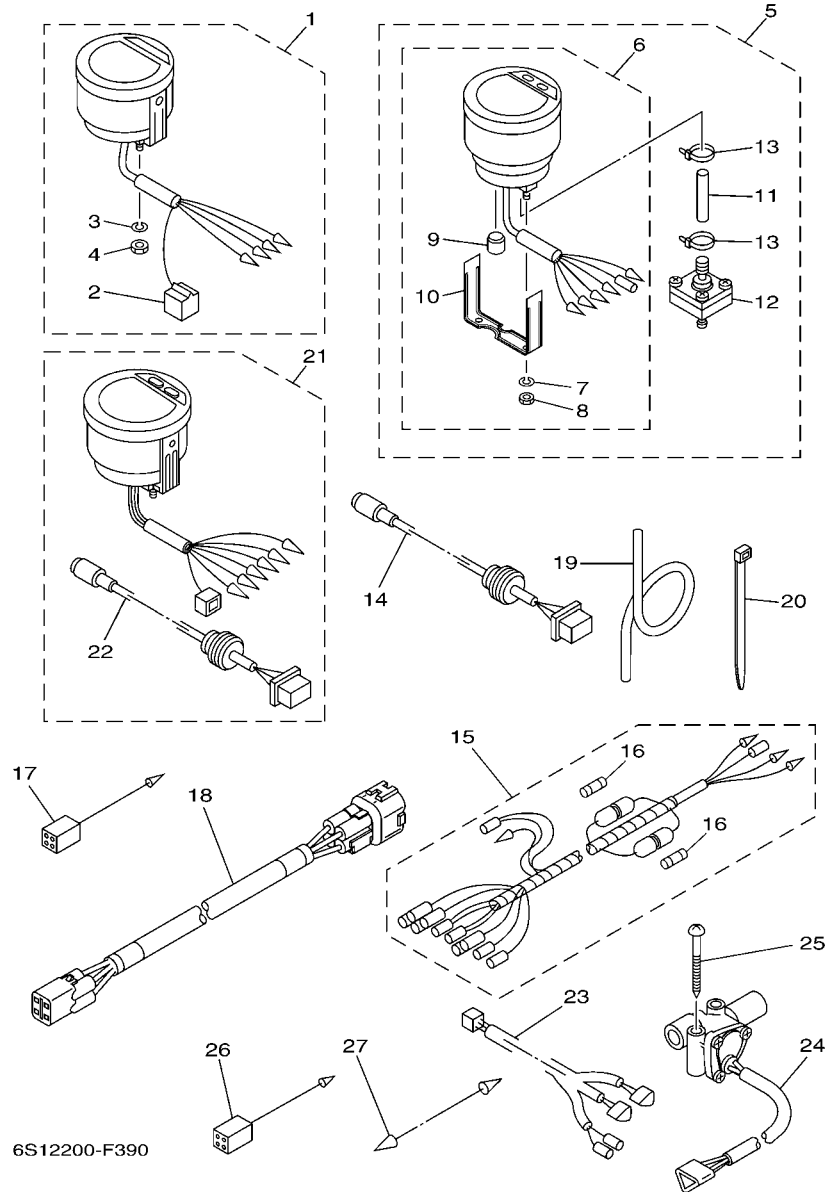


6S12200-F390

FIG. 39 METER

MEDIDOR

REF. NO.	PART NO. CODIGO Nº	DESCRIPTION DESCRIPCION	6S12	6S22		REMARKS OBSERVACIONES
1	6Y5-8350T-90	DIGITAL TACHOMETER ASSY TACOMETRO DIGITAL COMPLETO	1	1		AP AP
2	9E450-04533	.CONNECTOR .CONECTOR	1	1		F-4-W F-4-W
3	92990-04100	.WASHER, SPRING .ARANDELA PLANA	2	2		
4	95380-04600	.NUT .TUERCA	2	2		
5	6Y5-83500-S5	DIGITAL SPEEDOMETER ASSY VELOCIMETRO DIGITAL COMPLETO	1			AP AP
6	6Y5-83570-S5	.SPEEDOMETER ASSY .VELOCIMETRO COMPLETO	1			
7	92990-04100	.WASHER, SPRING .ARANDELA PLANA	2			
8	95380-04600	.NUT .TUERCA	2			
9	6Y5-83533-T2	.GROMMET .ANILLO PROTECTOR	1			
10	6Y5-8355X-T1	.BRACKET, METER 1 .SOSTEN	1			
11	6Y5-83557-31	.TUBE .ENCHUFE DE ACEITE	1			
12	6Y5-83728-00	.CONNECTOR ASSY .CONEXION COMPLET	1			
13	90465-11M10	.CLAMP .BRIDA	2			
14	6Y5-87122-S0	CORD ASSY 1 CABLE COMPLETA 1	1			AP AP
15	6Y5-83553-M0	WIRE, LEAD (L=2.5M) CABLE CONDUCTOR (L=2.5M)	1			AP AP AP
	6Y5-83553-00	WIRE, LEAD (L=2.5M) CABLE CONDUCTOR (L=2.5M)	1			AP AP
16	1E6-82151-00	.FUSE (10A) .FUSIBLE (10A)	2			FOR 6Y5-83553-M0 FOR 6Y5-83553-M0
	1E6-82151-00	.FUSE (10A) .FUSIBLE (10A)	1			FOR 6Y5-83553-00 FOR 6Y5-83553-00
17	6Y5-82117-00	WIRE, LEAD (BLACK) (L300) CABLE, CONDUCTOR (NEGRO)	1			AP AP
18	6Y5-83653-30	WIRE, LEAD CABLE CONDUCTOR	1			AP 4P,8M AP 4P,8M
	6Y5-83653-40	WIRE, LEAD CABLE CONDUCTOR	1			AP 4P,9M AP 4P,9M
19	6Y5-83557-10	TUBE (8M) TUBO (8M)	1			AP AP
20	90465-11M10	CLAMP BRIDA	2			AP AP
21	6Y5-8350F-00	FUEL MANAGEMENT METER MEDIDOR DE GESTION COMBUSTIBLE	1			AP AP
22	6Y5-87122-S0	.CORD ASSY 1 .CABLE COMPLETA 1	1			
23	6Y5-83553-F1	WIRE, LEAD (L=8.0M) CABLE CONDUCTOR (L=8.0M)	1			AP AP
24	6Y5-85752-02	SENDER UNIT ASSY, FUEL METER UNIDAD TRANSM. MED. COMBUST.	1			AP AP



6S12200-F390

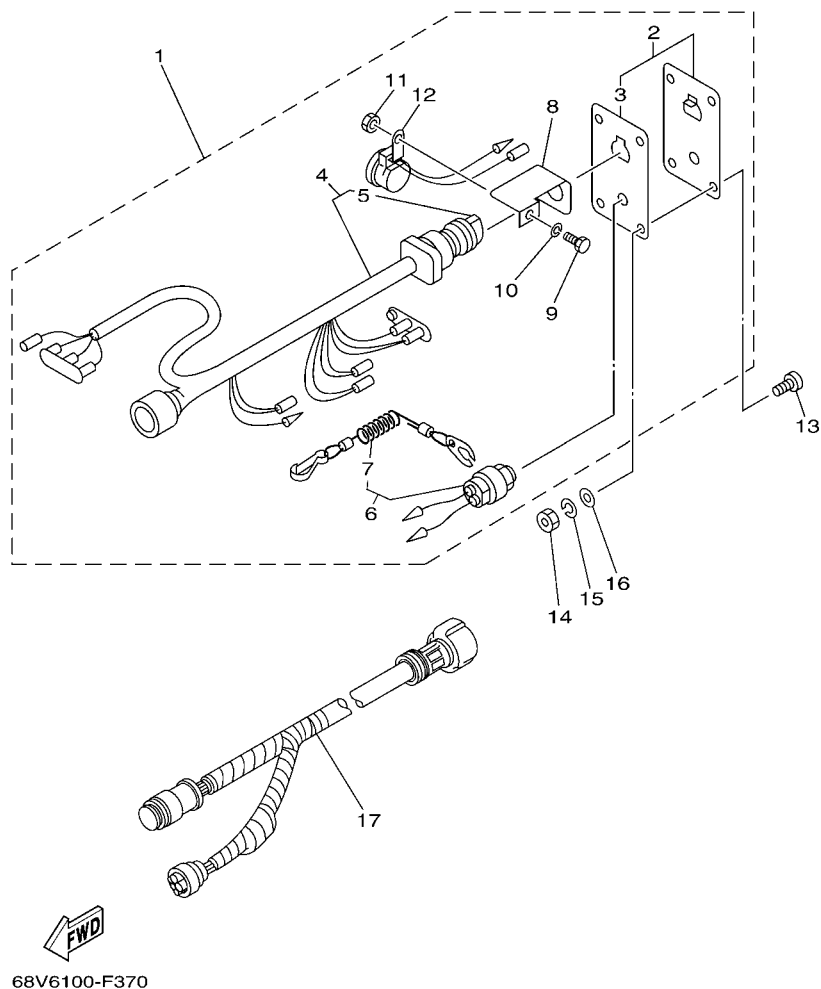
FIG. 39 METER

MEDIDOR

REF. NO.	PART NO. CODIGO N°	DESCRIPTION DESCRIPCION	6S12	6S22		REMARKS OBSERVACIONES
25	90158-06003	SCREW, WOOD TORNILLO DE MADERA		4		AP AP
26	6Y5-82117-00	WIRE, LEAD (BLACK) (L300) CABLE, CONDUCTOR (NEGRO)		1		AP AP
27	703-82531-00	WIRE, LEAD (L70) CABLE CONDUCTOR (L70)		1		AP AP

FIG. 40 SWITCH & PANEL 1

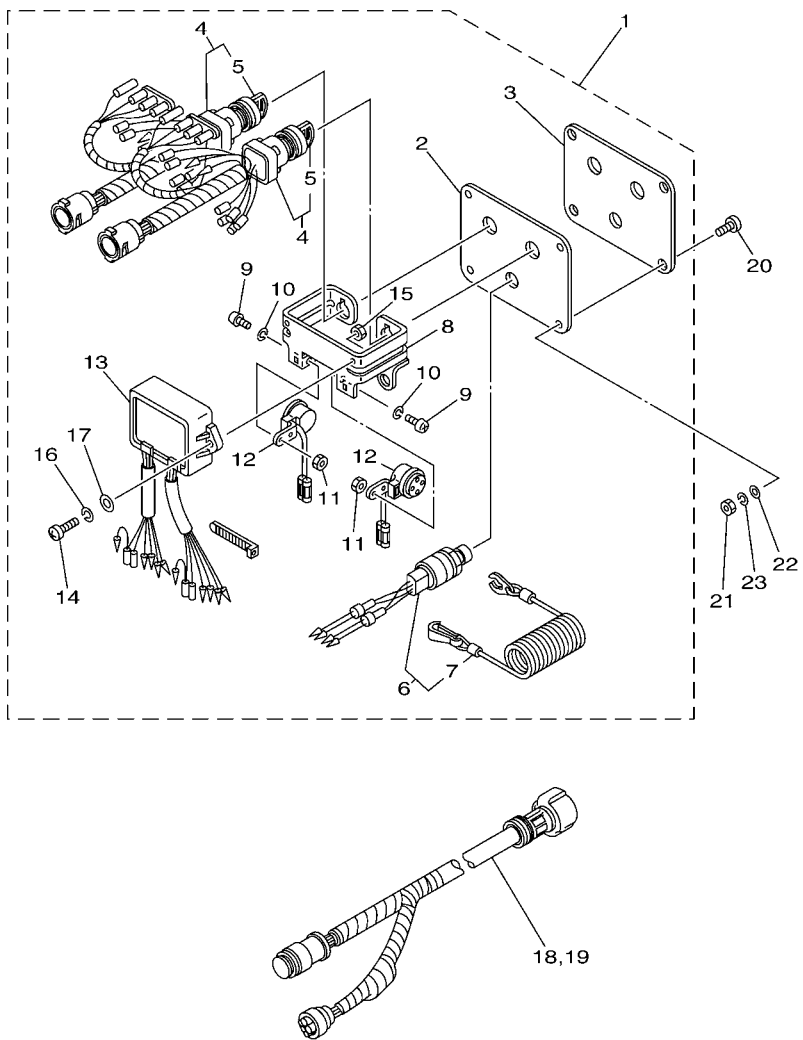
PANEL DE INTERRUPTOR 1



REF. NO.	PART NO. CODIGO Nº	DESCRIPTION DESCRIPCION	6S12	6S22	REMARKS OBSERVACIONES
1	6R5-82570-05	PANEL SWITCH ASSY INTERRUPTOR DE PANEL COMPL.	1		AP FOR CAR AP FOR CAR
2	704-82571-02	.PANEL, SWITCH .PANEL DE INTERRUPTOR	1		
3	6R5-82588-01	..PLATE ..PLACA	1		
4	6R5-82510-02	.MAIN SWITCH ASSY .CONJUNTO DE LLAVE IGNICION	1		
5	676-82577-00	..CAP, KEY ..TAPA	1		
6	688-82575-01	.ENGINE STOP SWITCH ASSY .INTERRUPTOR DE PARADA COMPL.	1		
7	682-82556-00	..LANYARD, STOP SWITCH ..RETENER	1		
8	64D-82581-00	.STAY, CORD CLAMP .SOPORTE DE GRAMPA DE CABLE	1		
9	97303-05012	.BOLT .TORNILLO	1		
10	92903-05100	.WASHER, SPRING .RONDANA SENCILLA	1		
11	95303-05700	.NUT .TUERCA	1		
12	6R5-83383-00	.BUZZER .ZUMBADOR	1		
13	90149-05M05	SCREW TORNILLO DE REGLAJE	4		AP FOR CAR AP FOR CAR
14	95303-05600	NUT TUERCA	4		AP FOR CAR AP FOR CAR
15	92903-05100	WASHER, SPRING RONDANA SENCILLA	4		AP FOR CAR AP FOR CAR
16	92903-05600	WASHER, PLATE RONDANA SENCILLA	4		AP FOR CAR AP FOR CAR
17	6K1-8258A-40	EXTENSION, WIRE HARNESS (8M) EXTENSION, ARNES DE CABLES (8M)	1		AP FOR CAR (10P) AP FOR CAR (10P)

FIG. 41 SWITCH & PANEL 2

PANEL DE INTERRUPTOR 2



67H1100-2360

REF. NO.	PART NO. CODIGO Nº	DESCRIPTION DESCRIPCION	6S12	6S22	REMARKS OBSERVACIONES
1	61B-82570-03	PANEL SWITCH ASSY INTERRUPTOR DE PANEL COMPL.		1	AP CAR,MYS AP CAR,MYS
2	61B-82588-01	.PLATE .PLACA		1	
3	6K1-82571-02	.PLATE, PANEL SWITCH .PANEL DE INTERRUPTOR		1	
4	61B-82510-01	.MAIN SWITCH ASSY .CONJUNTO DE LLAVE IGNICION		2	
5	676-82577-00	.CAP, KEY .TAPA		1	
6	6K1-82575-00	.ENGINE STOP SWITCH ASSY .INTERRUPTOR DE PARADA COMPL		1	
7	682-82556-00	.LANYARD, STOP SWITCH .RETENER		1	
8	6K1-83614-01	.BRACKET .SOPORTE		1	
9	98980-05010	.SCREW, BIND .TORNILLO DE LIGAR		2	
10	92990-05100	.WASHER, SPRING .ARANDELA PLANA		2	
11	95380-05600	.NUT .TUERCA		2	
12	6R5-83383-00	.BUZZER .ZUMBADOR		2	
13	61B-85830-00	.CONTROL UNIT ASSY .UNIDAD CONTROL		1	
14	98980-06020	.SCREW, BIND .TORNILLO DE LIGAR		2	
15	95380-06600	.NUT, HEXAGON .TUERCA		2	
16	92990-06100	.WASHER, SPRING .ARANDELA PLANA		2	
17	92990-06600	.WASHER, PLATE .ARANDELA PLANA		2	
18	6K1-8258A-40	EXTENSION, WIRE HARNESS (8M) EXTENSION, ARNES DE CABLES (8M)		1	AP CAR,MYS (10P) AP CAR,MYS (10P)
19	61B-8258A-01	EXTENSION, WIRE HARNESS (9.5M) EXTENSION, ARNES DE CABLES(9.5		1	AP CAR,MYS (10P) AP CAR,MYS (10P)
20	90149-05M05	SCREW TORNILLO DE REGLAJE		4	AP CAR,MYS AP CAR,MYS
21	95380-05600	NUT TUERCA		4	AP CAR,MYS AP CAR,MYS
22	92990-05600	WASHER, PLATE ARANDELA PLANA		4	AP CAR,MYS AP CAR,MYS
23	92990-05100	WASHER, SPRING ARANDELA PLANA		4	AP CAR,MYS AP CAR,MYS

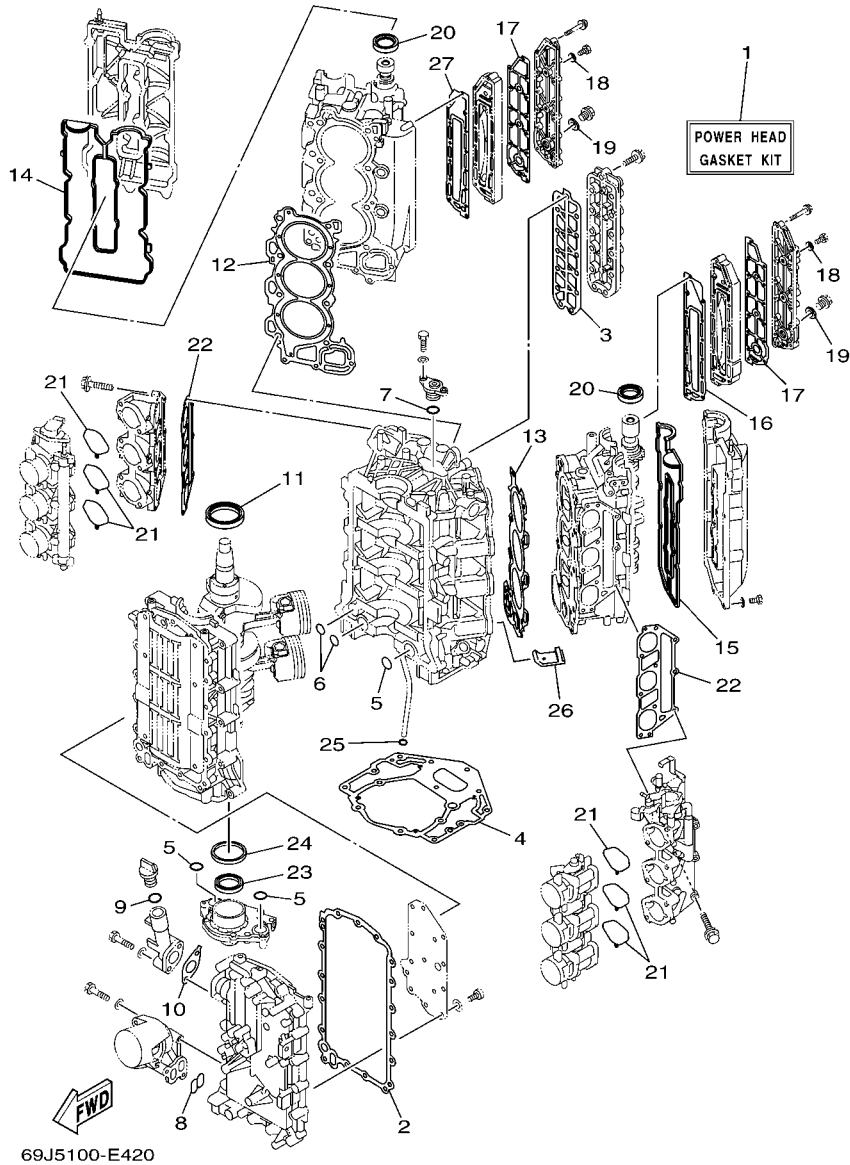


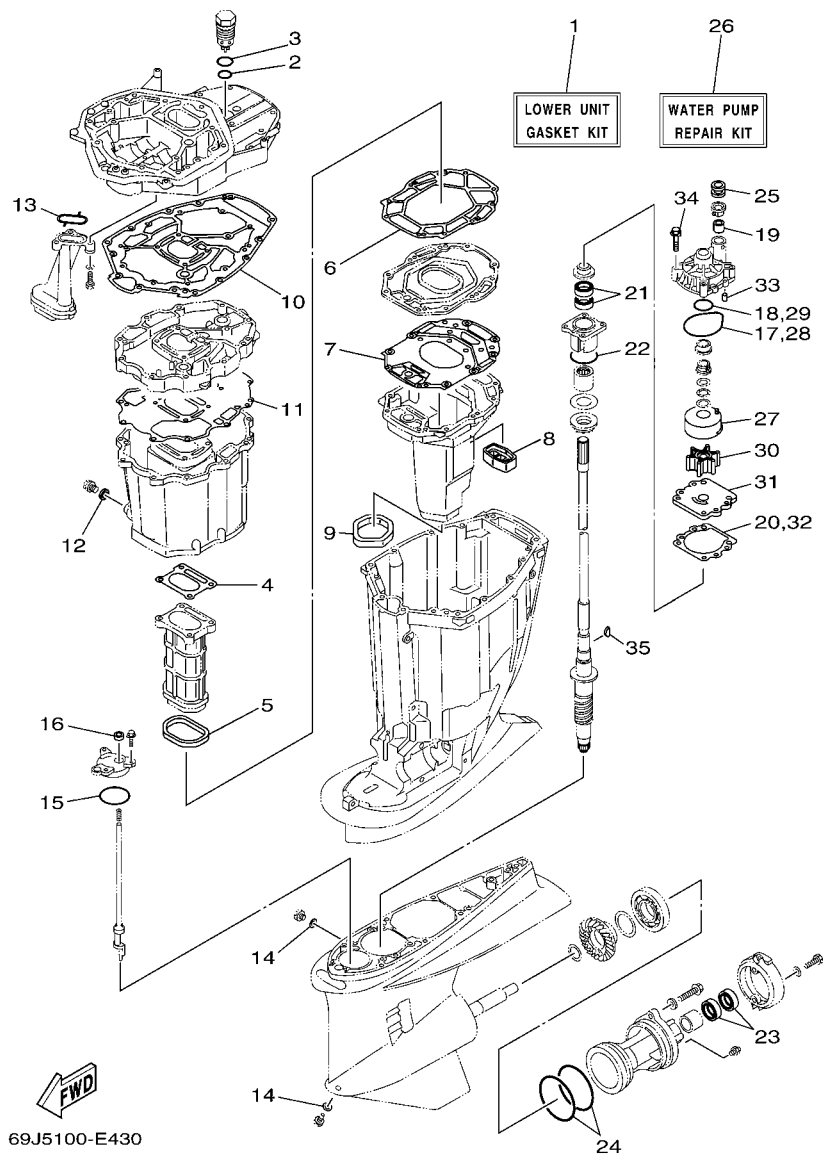
FIG. 42 REPAIR KIT 1

ESTUCHE REPARATION 1

REF. NO.	PART NO. CODIGO Nº	DESCRIPTION DESCRIPCION	6S12	6S22	REMARKS OBSERVACIONES
1	69J-W0001-04	POWER HEAD GASKET KIT JUEGO DE EMPAQUE DE MOTOR	1	1	
2	69J-15451-00	.GASKET, CRANKCASE COVER 1 .EMPAQ DE CUBIERTA DE CARTER	1	1	
3	6S1-1131B-00	.GASKET, COVER .EMPAQUE DE CUBIERTA	1	1	
4	69J-11351-11	.GASKET, CYLINDER JUNTA, DE CILINDRO	1	1	
5	93210-25552	.O-RING .ANILLO O	3	3	
6	93210-19MJ1	.O-RING .ANILLO O	2	2	
7	93210-25647	.O-RING .ANILLO O	1	1	
8	69J-13477-00	.GASKET .EMPAQUE	1	1	
9	93210-24M79	.O-RING .ANILLO O	1	1	
10	69J-15364-A0	.GASKET, OIL PLUG .EMPAQUE TAPON DE ACEITE	1	1	
11	93102-63004	.OIL SEAL .SELLO ACEITE	1	1	
12	69J-11181-03	.GASKET, CYLINDER HEAD 1 JUNTA, DE CULATA 1	1	1	
13	69J-11182-03	.GASKET, CYLINDER HEAD 2 .EMPAQUE CULATA DE CILINDRO 2	1	1	
14	69J-11193-01	.GASKET, HEAD COVER 1 .EMPAQUE	1	1	
15	69J-11194-00	.GASKET, HEAD COVER 2 .EMPAQUE DE TAPA DE CULATA 2	1	1	
16	6P2-41112-00	.GASKET, EXHAUST INNER COVER .EMPAQUE	1	1	
17	6P2-41114-00	.GASKET, EXHAUST OUTER COVER .EMPAQUE	2	2	
18	90430-08143	.GASKET JUNTA	4	4	
19	90430-18130	.GASKET JUNTA	2	2	
20	93102-38M59	.OIL SEAL .SELLO ACEITE	2	2	
21	69J-13557-00	.GASKET .EMPAQUE	6	6	
22	69J-13645-00	.GASKET, MANIFOLD 1 .EMPAQUE	2	2	
23	69J-13338-00	.OIL SEAL .SELLO ACEITE	1	1	
24	69J-11355-00	.SEAL, CYLINDER 1 .RETEN ACEITE CILINDRO 1	1	1	
25	93210-19MJ3	.O-RING .ANILLO O	1	1	
26	69J-14664-00	.GROMMET, WATER SHUT .TAPON	2	2	
27	6P2-41122-00	.GASKET, EXHAUST INNER COVER .EMPAQUE	1	1	

FIG. 43 REPAIR KIT 2

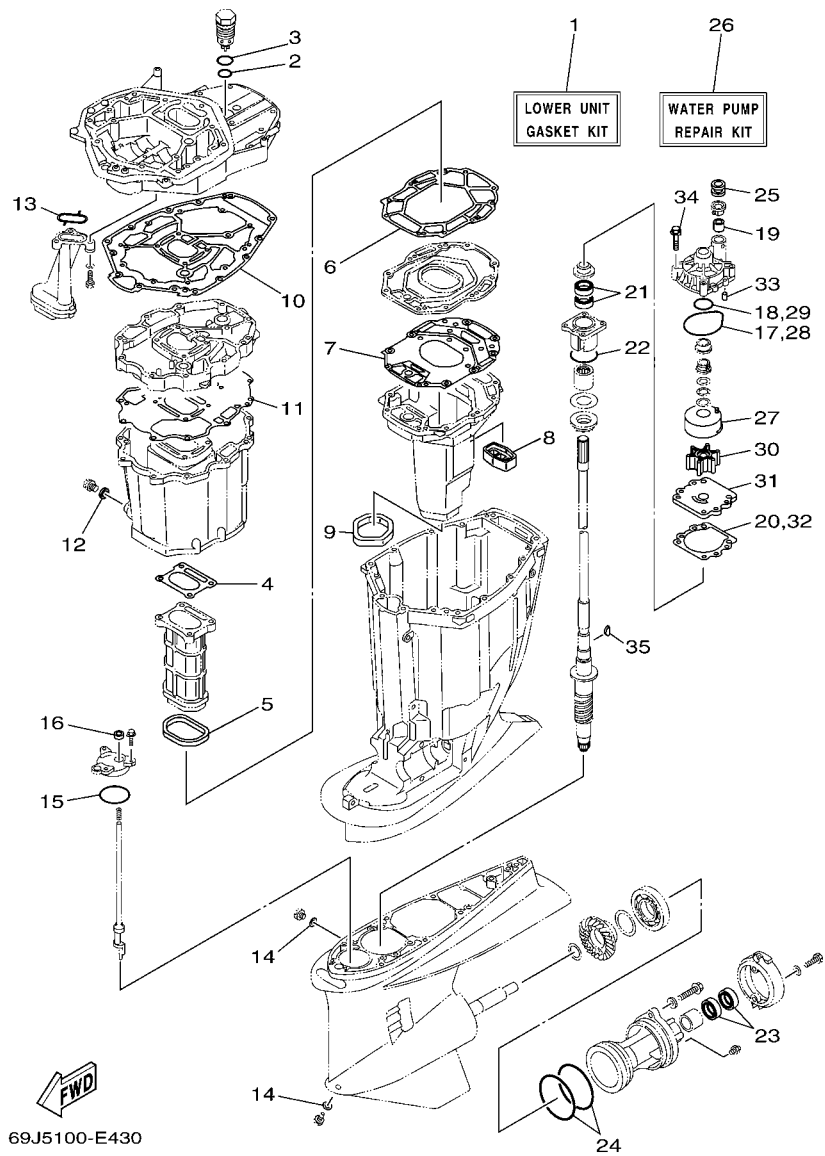
ESTUCHE REPARATION 2



REF. NO.	PART NO. CODIGO Nº	DESCRIPTION DESCRIPCION	6S12	6S22	REMARKS OBSERVACIONES
1	69J-W0001-22	LOWER UNIT GASKET KIT JUEGO DE EMPAQUE UNIDAD INFER.	1	1	
2	93210-28543	.O-RING .ANILLO O	1	1	
3	93210-33MG4	.O-RING .ANILLO O	1	1	
4	6P2-41134-00	.GASKET, EXHAUST MANIFOLD .EMPAQUE	1	1	
5	69J-41138-00	.SEAL, EXT. 1 .SELLO, ESCAPE 1	1	1	
6	69J-41135-A0	.GASKET, EXHAUST MANIFOLD .EMPAQUE	1	1	
7	6S1-41136-00	.GASKET, EXHAUST MANIFOLD 4 .EMPAQUE	1	1	
8	69J-45127-00	.SEAL .SELLO DE GOMA	1	1	
9	69J-45123-00	.GASKET, MUFFLER .EMPAQUE SILENCIADOR	1	1	
10	69J-45113-20	.GASKET, UPPER CASING .EMPAQUE	1	1	
11	69J-15312-01	.GASKET, OIL PAN .EMPAQ BANDEJA DE ACEITE	1	1	
12	90430-14M09	.GASKET .JUNTA	1	1	
13	69J-13415-00	.SEAL, OIL STRAINER .SELLO COLADOR ACEITE	1	1	
14	90430-08020	.GASKET .JUNTA	2	2	
15	93210-64488	.O-RING .ANILLO O	1	1	
16	93106-09014	.OIL SEAL .SELLO ACEITE	1	1	
17	93210-86M38	.O-RING .ANILLO O	1	1	
18	93210-37160	.O-RING .ANILLO O	1	1	
19	6E5-44365-00	.DAMPER, WATER SEAL .HULE DE SELLO DE AGUA	1	1	
20	6E5-44315-A0	.GASKET, WATER PUMP .EMPAQUE	1	1	
21	93101-28M16	.OIL SEAL .SELLO ACEITE	2	2	
22	93210-55M14	.O-RING .ANILLO O	1	1	
23	93101-30M17	.OIL SEAL .SELLO ACEITE	2	2	
24	93211-04384	.O-RING .ANILLO O	2	2	
25	6E5-44366-00	.DAMPER, WATER SEAL .GOMA DEL SELLO DE AGUA	1	1	
26	6S1-W0078-00	WATER PUMP REPAIR KIT ESTUCHE REPARACION BOMBA AGUA	1	1	
27	6R3-44322-42	.INSERT, CARTRIDGE .CARTUCHO	1	1	

FIG. 43 REPAIR KIT 2

ESTUCHE REPARATION 2



REF. NO.	PART NO. CODIGO Nº	DESCRIPTION DESCRIPCION	6S12	6S22			REMARKS OBSERVACIONES
28	93210-86M38	.O-RING .ANILLO O	1	1			
29	93210-37160	.O-RING .ANILLO O	1	1			
30	6E5-44352-01	.IMPELLER .IMPULSOR	1	1			
31	6G5-44323-40	.OUTER PLATE, CARTRIDGE .PLACA EXTERIOR DEL CARTUCHO	1	1			
32	6E5-44315-A0	.GASKET, WATER PUMP .EMPAQUE	1	1			
33	93606-12019	.PIN, DOWEL .PASADOR DE CLAVIJA	2	2			
34	90119-08M14	.BOLT, WITH WASHER .TORNILLO CON ARANDELA	4	4			
35	90280-04M05	.KEY, WOODRUFF .CUNA WOODRUFF	1	1			
<hr/>							
<hr/>							
<hr/>							
<hr/>							
<hr/>							
<hr/>							
<hr/>							
<hr/>							
<hr/>							

NUMERICAL INDEX
INDICE NUMERICO

PART NO. CODIGO N°	REF. NO.	PART NO. CODIGO N°	REF. NO.	PART NO. CODIGO N°	REF. NO.	PART NO. CODIGO N°	REF. NO.	PART NO. CODIGO N°	REF. NO.	PART NO. CODIGO N°	REF. NO.
69J-11110-01-94	4 - 2	6S1-11603-00	3 - 11	6S1-12168-W0	6 - 8	69J-13532-00	11 - 20	68V-1410B-00	10 - 28	5EL-14467-00	7 - 33
69J-11119-00	2 - 18	6S1-11604-00	3 - 11	6S1-12168-X0	6 - 8	69J-13533-01	11 - 21	69J-1410F-00	13 - 19	68V-14475-00	9 - 31
6P2-11119-00	5 - 19	6S1-11631-00-B0	3 - 10	6S1-12168-Y0	6 - 8	69J-13542-00	11 - 19	69J-14137-00	13 - 9		10 - 26
69J-1111M-00	5 - 21	69J-11633-00	3 - 12	6S1-12169-00	6 - 8	68V-13544-00	11 - 17	69J-14139-00	11 - 24		11 - 9
69J-11120-01-94	4 - 9	69J-11634-00	3 - 13	69J-12171-00	6 - 9	69J-13546-00	11 - 14	69J-14146-11	7 - 1	69J-14496-00	9 - 30
69J-11133-10	4 - 3	6S1-11635-00	3 - 10	69J-12172-00	6 - 11	69J-13547-00	10 - 33	69J-14148-00	12 - 23		10 - 25
69J-11135-00	4 - 32	69J-11654-00	3 - 8	69J-12181-00	6 - 10	69J-13557-00	9 - 28	69J-14149-00	9 - 45	69J-14546-00	12 - 11
69J-11168-00	2 - 15	69J-11656-00	3 - 9	69J-12182-00	6 - 12		10 - 23	69J-14159-00	10 - 34	68V-14565-00	9 - 15
69J-11181-03	4 - 21	69J-11656-10	3 - 9	69J-12210-00	6 - 14		42 - 21	69J-14162-00	7 - 2		11 - 7
	42 - 12	69J-11656-20	3 - 9	69J-12230-00	6 - 15	69J-13573-00	10 - 31	69J-14164-00	12 - 31	68V-14567-00	12 - 20
69J-11182-03	4 - 26	69J-12111-00	6 - 1	69J-12233-00	30 - 11	69J-13574-00	10 - 32	69J-14180-21	12 - 1	3CF-14594-00	9 - 3
	42 - 13	69J-12113-01	6 - 3	6P2-1240H-00-1S	2 - 25	69J-13576-00	9 - 13	69J-14181-00	12 - 6		10 - 3
69J-11191-00-1S	4 - 31	69J-12117-01	6 - 4	6P3-1240H-00-1S	2 - 30	68V-13577-00	9 - 46	69J-14182-10	12 - 2	69J-14624-01	30 - 49
69J-11192-00-1S	4 - 38	69J-12118-00	6 - 5	67F-12411-01	2 - 23		11 - 28	266-14191-00	12 - 7	69J-14664-00	2 - 53
69J-11193-01	4 - 35	69J-12119-00	6 - 6	67F-12412-00	2 - 24		13 - 7	69J-14197-10	12 - 24		42 - 26
	42 - 14	69J-12121-00	6 - 2	69J-1243A-00	2 - 39	69J-13593-00	12 - 35	68V-14225-00	11 - 5	6S1-14711-00-5B	30 - 24
69J-11194-00	4 - 39	67F-12138-40	17 - 30	69J-1243E-00	2 - 40	69J-13595-00	11 - 23	69J-14225-00	12 - 37	69J-14960-00	10 - 15
	42 - 15	67F-12138-60	17 - 30	69J-12481-00	17 - 21	69J-13631-00	31 - 18	69J-14251-00	9 - 22	59V-14962-00	12 - 8
69J-11301-10	4 - 15	69J-12153-00	6 - 7	69J-12482-00	17 - 20	69J-13641-00	9 - 25	68V-14255-00	12 - 13	68V-14984-00	12 - 21
69J-11313-00-94	2 - 49	6S1-12168-00	6 - 8	69J-12483-00	7 - 9	69J-13642-00	10 - 20	69J-14255-00	10 - 35	69J-14985-00	12 - 9
6S1-1131B-00	2 - 21	6S1-12168-10	6 - 8	68T-12572-00	22 - 13	69J-13645-00	7 - 11	69J-14261-00	9 - 17	69J-14989-00	12 - 25
	42 - 3	6S1-12168-20	6 - 8	6R3-12581-00	22 - 14		42 - 22	68V-14264-00	9 - 35	69J-15100-11-1S	2 - 2
69J-1131C-01-1S	2 - 20	6S1-12168-30	6 - 8	6R3-12582-00	22 - 15	69J-13716-00	12 - 36		11 - 10	69J-15123-00	2 - 5
6E5-11325-00	2 - 73	6S1-12168-40	6 - 8	6R3-12583-00	22 - 16	60L-13750-01	9 - 1	68V-14265-00	12 - 33	69J-15187-00	2 - 6
	5 - 9	6S1-12168-50	6 - 8	69J-12584-00	22 - 20	60L-13751-01	9 - 2	60L-14286-00	9 - 43	69J-15311-00-5B	31 - 1
6P2-11325-00	5 - 8	6S1-12168-60	6 - 8	69J-12858-00	2 - 55	60L-13752-00	10 - 2	69J-14295-00	9 - 21	69J-15312-01	30 - 52
6P3-11325-00	2 - 27	6S1-12168-70	6 - 8	69J-13119-00	31 - 17	60L-13753-01	9 - 7	69J-14321-00	9 - 37		43 - 11
68V-11325-02	4 - 16	6S1-12168-80	6 - 8	68V-1312A-00	10 - 17	60L-13754-00	10 - 7		10 - 30	69J-15316-00	30 - 35
67F-11328-00	4 - 17	6S1-12168-90	6 - 8	69J-13160-00	9 - 19	60L-13755-01	9 - 10	68V-14323-00	9 - 5	69J-15319-00-1S	2 - 65
69J-11351-11	2 - 42	6S1-12168-A0	6 - 8	69J-13170-00	11 - 1	60L-13756-00	10 - 10		10 - 5	69J-15362-10	31 - 22
	42 - 4	6S1-12168-B0	6 - 8	69J-13300-01	31 - 14	60L-1375A-11	10 - 1	68V-14331-00	9 - 6	6G8-15363-00	2 - 63
69J-11355-00	31 - 19	6S1-12168-C0	6 - 8	69J-13329-00	31 - 15	69J-13761-00	9 - 32		10 - 6	69J-15364-A0	2 - 66
	42 - 24	6S1-12168-D0	6 - 8	69J-13338-00	31 - 16		10 - 27	69J-14348-00	7 - 34		42 - 10
69J-11371-00	30 - 8	6S1-12168-E0	6 - 8		42 - 23	68V-13766-00	9 - 34	5JW-14349-00	11 - 18	69J-15373-00	7 - 29
69J-11411-00	3 - 1	6S1-12168-F0	6 - 8	69J-13411-00	31 - 9		10 - 29	68V-14356-00	11 - 8	69J-15377-00	31 - 23
69J-11416-00	3 - 3	6S1-12168-G0	6 - 8	69J-13415-00	31 - 11	68V-13769-00	12 - 12	68V-14357-00	12 - 15	69J-15393-00	7 - 31
69J-11416-10	3 - 3	6S1-12168-H0	6 - 8		43 - 13	68V-13781-10	12 - 16	68V-14386-00	12 - 10	69J-15394-00	7 - 30
69J-11416-20	3 - 3	6S1-12168-J0	6 - 8	67F-13434-03	1 - 25	68V-13784-00	12 - 19	68V-14397-00	9 - 23	69J-15397-00	7 - 32
69J-11417-00	3 - 4	6S1-12168-K0	6 - 8	69J-13435-00	11 - 2	69J-13906-00	11 - 6		11 - 3	69J-15411-00-94	2 - 11
69J-11417-10	3 - 4	6S1-12168-L0	6 - 8	60L-13437-41	16 - 28	69J-13907-03	12 - 17	69J-14409-00	7 - 7	69J-15451-00	2 - 12
69J-11417-20	3 - 4	6S1-12168-M0	6 - 8	60L-13437-61	16 - 28	68V-13915-00	12 - 18	69J-14419-00	7 - 20		42 - 2
69J-11426-00	3 - 5	6S1-12168-N0	6 - 8	69J-13440-00	2 - 54	69J-13972-00	9 - 40	68V-14428-00	9 - 36	69J-15481-00	2 - 7
69J-11426-10	3 - 5	6S1-12168-P0	6 - 8	69J-13446-00-94	2 - 56	69J-13973-00	9 - 38		11 - 11	69J-15482-00	2 - 8
69J-11426-20	3 - 5	6S1-12168-R0	6 - 8	69J-13447-00	2 - 60	69J-13974-00	11 - 16	69J-1442A-00	7 - 6	69J-15761-00	31 - 2
69J-11427-00	3 - 6	6S1-12168-S0	6 - 8	67F-13448-00	1 - 15		13 - 23	69J-14440-00	7 - 16	69J-2134V-00	5 - 24
69J-11536-00	6 - 23	6S1-12168-T0	6 - 8	68V-13473-00	10 - 16	69J-13975-00	11 - 25	69J-14446-00	12 - 34	69J-2134X-00	8 - 5
69J-11537-00	6 - 18	6S1-12168-U0	6 - 8	69J-13477-00	2 - 57	69J-13976-00	13 - 14	69J-1444F-00	7 - 18	69J-21841-02	12 - 32
63P-11590-01	6 - 22	6S1-12168-V0	6 - 8		42 - 8	68V-1410B-00	9 - 33	69J-14457-00	7 - 22	69J-2411R-00	12 - 3

NUMERICAL INDEX
INDICE NUMERICO

PART NO. CODIGO N°	REF. NO.	PART NO. CODIGO N°	REF. NO.	PART NO. CODIGO N°	REF. NO.	PART NO. CODIGO N°	REF. NO.	PART NO. CODIGO N°	REF. NO.	PART NO. CODIGO N°	REF. NO.
69J-2411T-00	12 - 4	69J-24381-00	9 - 41	6P2-41134-00	43 - 4	6H1-42726-21	21 - 16	69J-43820-00	28 - 71	69J-43888-00	29 - 17
6YJ-24167-00	36 - 7		13 - 24	69J-41135-A0	30 - 21	61A-42727-00	21 - 18	61A-43821-00	28 - 70	69J-4388E-00	28 - 23
69J-24170-00	8 - 4	68V-24387-00	9 - 42		43 - 6	69J-42738-02-5B	21 - 2	61A-43822-00	28 - 69	69J-4388F-00	29 - 14
69J-2417H-00	11 - 29		11 - 13	6S1-41136-00	30 - 23	64D-42738-10-5B	21 - 9	69J-43828-00	29 - 16	69J-4388H-00	29 - 12
69J-2419A-00	8 - 9		13 - 15		43 - 7	69J-42741-00-8D	22 - 1	6H1-43829-00	29 - 19	69J-4388J-00	28 - 20
6YJ-24201-10	36 - 1	69J-24410-01	12 - 26	69J-41137-02-94	30 - 1	69J-42744-11	21 - 5	69J-4382E-00	28 - 11	69J-43891-00	29 - 9
6Y1-24260-12	36 - 3	69J-24422-10	12 - 30	69J-41138-00	30 - 20	6H4-42748-00	21 - 32	69J-43830-01	28 - 33	69J-43893-00	28 - 46
6Y1-24268-00	36 - 6	4SV-24453-00	12 - 5		43 - 5	68F-42753-00	21 - 51	69J-43831-00	28 - 66	69J-43894-00	28 - 41
68F-24300-00	9 - 39	60L-24460-00	12 - 40	69J-41210-00	25 - 4	67F-42761-00-94	2 - 43	69J-43833-00	28 - 21	69J-43899-00	28 - 31
	11 - 12	69J-24460-00	13 - 1	69J-41211-01	25 - 8	69J-42769-00	30 - 31	61A-43835-01	28 - 19	61A-4389H-00	28 - 8
6Y2-24305-06	36 - 13	69J-24461-00	13 - 12	69J-41213-02	24 - 26	69J-42771-00-8D	22 - 3	69J-43840-01	28 - 2	69J-4389J-00	28 - 32
6Y2-24306-45	36 - 8	6P3-24469-00	14 - 9	682-41237-00	25 - 2	69J-42774-00	22 - 7	69J-43841-00	28 - 42	69J-44117-00-1S	23 - 5
6Y2-24307-50	15 - 1	69J-24491-00	12 - 27	69J-41241-01	25 - 1	69J-42815-00-8D	21 - 33	69J-43843-00	28 - 53	69J-44118-00	23 - 26
60L-24311-00	8 - 19	69J-24492-00	12 - 28	69J-41632-00-94	24 - 10	69J-42816-00-8D	21 - 42	69J-43844-00	28 - 50	69J-44120-00	23 - 33
61A-24311-00	14 - 5	69J-24501-10	13 - 16	69J-41635-00	25 - 5	69J-42817-00-8D	21 - 34	6H1-43844-10	28 - 55	69J-44120-10	23 - 33
60L-24312-00	8 - 17	69J-24502-00	8 - 16	69J-41636-01	25 - 9	6D8-42818-00	21 - 45	69J-43845-00	28 - 28	6P2-44121-00	23 - 21
60L-24313-00	8 - 14	68V-24519-00	7 - 3	69J-41661-00-94	24 - 15	68F-42818-01	21 - 37	69A-4384F-00	28 - 39	69J-44122-00	23 - 22
69J-24313-00	14 - 16		11 - 26	676-41662-00	24 - 23	69J-42828-02-94	21 - 30	69J-4384G-00	28 - 58	69J-44135-00	24 - 27
60L-24314-01	8 - 13		13 - 8	69J-42152-00-94	24 - 6	68F-42828-03-94	21 - 29	6H1-4384G-11	28 - 54	69J-44150-00	32 - 15
69J-24315-00	13 - 13	6P3-24519-00	14 - 10	69J-42153-00	24 - 9	69J-42828-10-94	21 - 40	69J-4384H-00	28 - 10	69K-44150-00	34 - 17
60L-24315-01	8 - 1	6P3-24560-00	14 - 6	69J-42154-00	24 - 1	69J-43111-01-8D	26 - 1	61A-4384H-10	28 - 74	69J-44176-01-1S	23 - 8
60L-24316-00	12 - 41	6P3-24562-00	14 - 8	68V-42171-00	24 - 2	69J-43112-01-8D	26 - 14	69J-4384M-00	28 - 38	61A-44311-01	32 - 18
69J-24316-00	13 - 6	6P3-24563-00	14 - 7	69J-42510-00-8D	27 - 5	6E5-43126-02	26 - 43	69J-43851-00	28 - 49		34 - 20
60L-24317-00	11 - 15	6P3-24564-00	14 - 11	60L-42610-01-8D	1 - 1	6R3-43131-00	26 - 21	69J-43853-00	28 - 45	6E5-44312-00	32 - 23
69J-24317-00	13 - 5	69J-24566-00	14 - 14	69J-42613-00	1 - 2	61A-43132-00	26 - 12	69J-43854-00	28 - 57		34 - 25
60L-24321-00	12 - 38	69J-24592-00	12 - 29	6P2-42615-00	21 - 11	61A-43133-00	26 - 15	69J-43855-00	28 - 52	6E5-44315-A0	32 - 31
69J-24322-10	13 - 3	69J-24599-10	13 - 17	69J-42617-00	1 - 24	64D-43144-00	21 - 48	6H1-43856-10	28 - 56		34 - 33
69J-24323-00	13 - 4	6YJ-24610-01	36 - 2	69J-42647-00-94	1 - 5	6G5-43144-00	26 - 33	61A-43861-00	28 - 14		43 - 20
69J-24324-30	13 - 2	68V-2481H-00	13 - 10	68F-42647-01-94	1 - 4	6E5-43145-01	37 - 8	69J-43861-00	29 - 6	6R3-44322-42	32 - 19
69J-24325-20	13 - 18	69J-2481H-00	12 - 43	68F-42648-01-94	1 - 13	6G5-43148-00	26 - 38	6H1-43861-00	28 - 6		34 - 21
60L-24327-00	12 - 42	69J-2481H-10	12 - 44	68F-42651-00	1 - 9	61A-43181-01	26 - 35	61A-43864-00	28 - 73		43 - 27
6Y1-24329-00	36 - 5	69J-28100-01	14 - 19	67F-42652-00	1 - 14	6G5-43185-02	26 - 36	6H1-43869-00	29 - 15	6G5-44323-40	32 - 30
6E5-24351-51	15 - 3	67F-2812A-00	16 - 26	68F-42663-00	1 - 12	61A-43311-21-8D	26 - 30	60V-4386A-00	28 - 44		34 - 32
	36 - 10	6A1-28176-00	21 - 54	69J-42663-00	1 - 6	61A-43376-00	27 - 3	69J-4386K-00	29 - 10		43 - 31
6Y2-24360-60	15 - 5	61H-2819R-31	14 - 18	60L-42677-00	1 - 18	69J-43800-01-4D	28 - 1	61A-43871-00	28 - 15	6E5-44352-01	32 - 24
	36 - 12	69J-41111-01-1S	5 - 1	60L-42678-00	1 - 16	69J-43801-00	28 - 4	69J-43871-00	28 - 62		34 - 26
60L-24366-00	8 - 22	6P2-41112-00	5 - 5	69J-42681-00	1 - 19	69J-43804-00	29 - 5	6H1-43872-00	28 - 7		43 - 30
69J-24366-00	13 - 20		42 - 16	69J-42682-00	1 - 20	69J-43805-00	29 - 4	61A-43874-00	28 - 72	6S1-44361-00	33 - 3
60L-24367-00	8 - 21	69J-41113-01-1S	5 - 3	69J-42710-02-8D	21 - 1	69J-4380P-01	28 - 12	6H1-43875-00	28 - 29		35 - 3
69J-24367-00	13 - 21	6P2-41114-00	5 - 7	648-42715-00	23 - 27	69J-43810-01	28 - 3	6T4-43875-01	28 - 68	6S1-44361-10	33 - 3
68V-24377-00	11 - 22		42 - 17	69J-42716-00	21 - 12	61A-43811-00	28 - 9	61A-43875-10	28 - 75		35 - 3
6R3-24377-00	14 - 3	69J-41121-01-1S	5 - 2	61A-42717-00	21 - 21	61A-43813-01	28 - 18	61A-43876-00	28 - 26	6E5-44365-00	32 - 22
69J-24378-00	1 - 21	6P2-41122-00	5 - 6	69J-42717-00	21 - 20	6H1-43814-00	28 - 17	CS3-4387G-00	28 - 59		33 - 1
6E5-24378-00	13 - 11		42 - 27	6P2-42717-00	21 - 3	69J-43816-00	28 - 63	69J-43880-00	29 - 1		34 - 24
60L-24379-00	12 - 39	69J-41123-01-1S	5 - 4	6P2-42718-00	21 - 4	69J-43817-00	29 - 13	69J-43881-00	29 - 11		35 - 1
69J-24379-00	12 - 22	69J-41131-10-94	30 - 15	69J-42723-00-8D	19 - 11	61A-43818-00	28 - 25	69J-43882-00	29 - 8		43 - 19
6E5-24379-00	8 - 12	6S1-41132-00-5B	30 - 17	6E5-42724-00	30 - 7	69J-4381C-00	28 - 30	6H1-43883-00	28 - 43	663-44366-00	32 - 6
	22 - 10	6P2-41134-00	30 - 18	69J-42725-01	21 - 8	69J-4381J-00	28 - 64	69J-43886-00	29 - 7		34 - 8

NUMERICAL INDEX
INDICE NUMERICO

PART NO. CODIGO N°	REF. NO.	PART NO. CODIGO N°	REF. NO.	PART NO. CODIGO N°	REF. NO.	PART NO. CODIGO N°	REF. NO.	PART NO. CODIGO N°	REF. NO.	PART NO. CODIGO N°	REF. NO.
6E9-82588-00	2 - 71	61B-85830-00	41 - 13	90119-06M59	8 - 8	90179-06M28	7 - 28	90340-08002	32 - 7	90445-11020	1 - 22
61A-82588-01	23 - 15	6S1-85885-00	9 - 18		16 - 25	90179-24002	16 - 12		34 - 9	90445-11021	1 - 23
61B-82588-01	41 - 2	65L-85886-00	7 - 35		18 - 16	90183-02M03	32 - 57	90340-14M06	2 - 35	90445-11028	22 - 17
6R5-82588-01	40 - 3	6S1-8591A-10	18 - 1	90119-06M65	25 - 7		34 - 59		5 - 22	90445-13004	14 - 2
61B-8258A-01	41 - 19	6Y5-87122-S0	39 - 14	90119-06M82	17 - 3	90185-05002	33 - 13		31 - 7	90445-13M01	15 - 2
6K1-8258A-40	40 - 17	69J-W0001-04	42 - 1	90119-06MA2	2 - 19		35 - 13	90340-18M09	5 - 17		36 - 9
	41 - 18	69J-W0001-22	43 - 1		5 - 20	90185-09M01	37 - 6	90344-51019	4 - 4	90445-13M35	36 - 11
6S1-82590-10	19 - 1	69J-W0070-00	1 - 17	90119-06MA3	17 - 15	90185-14M00	27 - 19	90386-06M12	23 - 25	90447-13009	22 - 12
68V-82594-00	21 - 53	6S1-W0078-00	43 - 26	90119-06MA4	2 - 22	90185-22M11	26 - 24	90386-08001	7 - 23	90448-10002	8 - 20
60V-8259F-00	23 - 13	69J-W009A-05-1S	4 - 1	90119-06MA5	17 - 16	90201-02M00	32 - 56	90386-10001	24 - 3	90448-12001	8 - 18
69J-8259F-00	23 - 14	6S1-W009B-00-1S	2 - 1	90119-07234	4 - 7		34 - 58	90386-10M16	26 - 37	90448-12003	8 - 15
69J-8259L-00	11 - 27	69J-W009C-05-1S	4 - 8	90119-07235	4 - 6	90201-06068	7 - 15	90386-12069	23 - 10	90462-08024	18 - 44
69J-8259N-11	19 - 15	69J-W1165-01	3 - 7	90119-08009	2 - 14		21 - 39	90386-15M73	21 - 35	90462-20001	21 - 24
69J-83306-01	19 - 20	90101-06M75	7 - 14	90119-08021	4 - 25	90201-08023	32 - 69	90386-18M14	26 - 45	90464-07M56	17 - 8
6R5-83383-00	40 - 12	90101-09M70	37 - 18	90119-08022	7 - 12		34 - 74		28 - 24		18 - 32
	41 - 12	90101-12M05	26 - 47	90119-08M14	32 - 33	90201-09M02	23 - 36	90386-18M63	26 - 44	90464-09010	23 - 20
6Y5-83500-S5	39 - 5	90101-12M77	26 - 47		34 - 35	90201-10M02	24 - 12	90386-25M31	26 - 22	90464-09M47	21 - 28
6Y5-83504-20	18 - 37	90101-14002	27 - 17		43 - 34	90201-10M20	37 - 7	90386-39M89	27 - 7	90464-12002	17 - 7
6S1-8350E-00	18 - 36	90101-14003	27 - 27	90119-08M22	21 - 13	90201-10M76	37 - 17	90386-90M90	23 - 35	90464-12238	8 - 2
6Y5-8350F-00	39 - 21	90105-05012	2 - 28	90119-08M66	2 - 10	90201-12M05	26 - 49	90387-06037	30 - 12	90464-13249	24 - 22
6Y5-8350T-90	39 - 1	90105-06M07	4 - 18	90119-08M79	30 - 2	90201-13M01	26 - 48	90387-06038	7 - 27	90464-15007	7 - 36
6Y5-83533-T2	39 - 9	90105-08036	32 - 68	90119-08M91	4 - 24	90201-15M58	27 - 18	90387-06119	16 - 24	90464-18004	18 - 40
6Y5-83553-00	39 - 15		34 - 73	90119-10007	30 - 33	90201-16015	27 - 24		18 - 15	90464-20258	21 - 52
6Y5-83553-F1	39 - 23	90105-10M00	33 - 15	90119-10008	33 - 8	90201-16016	27 - 15	90387-06M60	8 - 7	90464-23001	8 - 3
6Y5-83553-M0	39 - 15		35 - 15		35 - 8	90201-16M00	32 - 45	90387-06M64	31 - 10	90465-06M86	23 - 19
6Y5-83557-10	39 - 19	90109-06040	24 - 28	90119-10009	30 - 61		34 - 47	90387-07005	7 - 17		24 - 18
6Y5-83557-31	39 - 11	90109-06M80	2 - 26	90119-10024	26 - 29	90201-22M01	32 - 28	90387-08M37	21 - 15	90465-08049	18 - 43
6E5-83558-00	30 - 43	90109-06M81	21 - 23		27 - 22		34 - 30	90387-10M02	26 - 40	90465-08M83	26 - 18
6Y5-8355X-T1	39 - 10	90109-06M82	19 - 21	90119-10M06	6 - 19	90201-24014	16 - 11	90387-10M08	4 - 22	90465-11M10	2 - 41
6Y5-83570-S5	39 - 6		21 - 7	90119-10MA2	33 - 8	90201-26M59	26 - 23	90387-10M61	37 - 3		8 - 23
6K1-83614-01	41 - 8	90109-06M86	18 - 42		35 - 8	90201-31M00	32 - 63	90430-05002	2 - 29		14 - 4
69J-83614-10	19 - 13		19 - 14	90149-05M05	40 - 13	90201-40M00	27 - 6	90430-06014	9 - 27		21 - 17
6K1-83623-41	16 - 31		21 - 25		41 - 20	90202-08M20	23 - 23		10 - 22		22 - 18
6K1-83623-50	16 - 32		23 - 2	90151-06M02	5 - 11	90202-10002	24 - 4	90430-06M03	4 - 19		23 - 18
6A1-83625-41	16 - 29	90109-08019	23 - 11	90152-05003	33 - 12	90202-28M46	27 - 25	90430-08020	32 - 9		26 - 25
6A1-83625-51	16 - 30	90110-05010	6 - 24		35 - 12	90202-32M19	27 - 14		34 - 11		30 - 44
69J-83626-00	17 - 29	90110-06038	17 - 10	90155-10001	4 - 23	90202-40M47	27 - 9		43 - 14		39 - 13
69J-83651-00	2 - 72	90111-06025	22 - 4	90157-05M19	36 - 4	90206-10M04	24 - 29	90430-08143	5 - 16	90465-11M52	7 - 21
6Y5-83653-30	39 - 18	90111-06026	22 - 5	90158-06003	39 - 25	90206-14N50	29 - 2		42 - 18	90465-14M66	7 - 5
6Y5-83653-40	39 - 18	90116-06032	7 - 4	90169-05M00	18 - 31	90206-15M18	21 - 36	90430-14115	2 - 36		16 - 20
69J-8366G-01	18 - 41	90116-10012	30 - 57	90170-09M05	37 - 19	90206-22M19	32 - 29		5 - 23		18 - 33
69J-83672-10	27 - 1	90119-06027	5 - 13	90170-14M06	37 - 15		34 - 31	90430-14M09	31 - 8		19 - 4
6Y5-83728-00	39 - 12	90119-06036	7 - 24	90170-16M19	32 - 46	90249-06M19	26 - 39		43 - 12	90467-08M18	17 - 23
663-85518-00	24 - 11	90119-06037	14 - 15		34 - 48	90280-04008	6 - 25	90430-18130	5 - 18	90467-09M03	7 - 10
689-85547-00	14 - 1	90119-06104	5 - 14	90171-18M04	33 - 19	90280-04M05	32 - 25		42 - 19		17 - 22
69J-85580-00	16 - 3	90119-06M10	32 - 14		35 - 19		34 - 27	90445-07010	30 - 45	90468-18008	23 - 4
6Y5-85752-02	39 - 24		34 - 16	90173-06001	22 - 2		43 - 35	90445-07012	30 - 45		24 - 14
61A-85790-00	17 - 27	90119-06M17	30 - 48	90179-06M28	1 - 3	90280-05015	16 - 10	90445-11012	22 - 11	90480-06M19	15 - 4

NUMERICAL INDEX
INDICE NUMERICO

PART NO. CODIGO N°	REF. NO.	PART NO. CODIGO N°	REF. NO.	PART NO. CODIGO N°	REF. NO.	PART NO. CODIGO N°	REF. NO.	PART NO. CODIGO N°	REF. NO.	PART NO. CODIGO N°	REF. NO.
90480-09M21	17 - 2	92990-10600	30 - 58	93210-064A5	28 - 51	93332-000W1	32 - 4	95780-10300	27 - 4	97095-10045	35 - 5
90480-10M23	8 - 6	92990-18200	33 - 18	93210-08287	36 - 14	93341-440U5	34 - 65	97013-06025	6 - 16	97303-05012	40 - 9
90480-14M17	22 - 6		35 - 18	93210-08391	28 - 48	93341-670V0	34 - 6		18 - 28	97575-06540	31 - 20
90480-22M81	21 - 14	92995-04100	23 - 17	93210-09165	23 - 34	93341-930U9	32 - 38	97013-06065	7 - 25	97575-08540	4 - 20
90501-10M77	32 - 58	92995-06100	16 - 8		29 - 18		34 - 40	97013-08045	20 - 27	97575-08560	31 - 3
	34 - 60		17 - 18	93210-16275	37 - 9	93399-999T6	29 - 3	97027-06025	31 - 12	97575-08590	30 - 19
90501-11M10	32 - 17		18 - 19	93210-17239	28 - 22	93410-10082	24 - 5	97075-08035	30 - 25	97575-10535	30 - 5
	34 - 19		19 - 6	93210-18397	28 - 27	93410-18M02	26 - 46		31 - 4	97780-60520	22 - 19
90501-12082	23 - 29		31 - 26	93210-19MJ1	2 - 48	93410-37M04	27 - 11	97075-10045	30 - 3	97780-60620	7 - 8
90506-16003	26 - 42	92995-06600	1 - 11		42 - 6	93420-36M01	30 - 39	97095-06010	9 - 26		18 - 22
90506-16M34	21 - 50		2 - 38	93210-19MJ3	31 - 24	93501-04011	32 - 59		10 - 21	97780-60625	18 - 35
90508-20020	23 - 12		4 - 37		42 - 25		34 - 61		18 - 18	97880-05014	18 - 38
90560-12M01	37 - 4		8 - 11	93210-24M79	2 - 64	93501-04M02	23 - 28		26 - 7	97880-06016	30 - 50
91318-05025	28 - 60		14 - 13		42 - 9	93501-08001	28 - 47		30 - 41	97885-04016	23 - 16
91318-05040	28 - 65		16 - 9	93210-25552	2 - 47	93503-16003	28 - 37	97095-06012	17 - 25	97885-06010	16 - 15
91490-20015	23 - 37		17 - 6		31 - 21	93505-32038	28 - 13	97095-06014	14 - 12		21 - 6
91490-40030	33 - 20		18 - 3		42 - 5	93604-35236	28 - 61		18 - 9		26 - 13
	35 - 20		19 - 7	93210-25647	2 - 50	93605-10108	6 - 17		24 - 19	97885-06012	26 - 10
91690-30008	25 - 6		23 - 7		42 - 7	93606-12019	2 - 3		26 - 27	97885-06016	27 - 2
91690-30010	23 - 32		24 - 17	93210-28543	30 - 9		30 - 47		30 - 37	98507-04008	2 - 16
91690-30018	24 - 8		26 - 5		43 - 2		32 - 32	97095-06016	1 - 10		4 - 33
91690-30020	26 - 41		30 - 14	93210-33MG4	30 - 10		34 - 34		8 - 10		12 - 14
91690-30025	24 - 7		31 - 27		43 - 3		43 - 33		16 - 18	98582-05008	13 - 22
91690-40010	5 - 12	92995-08600	18 - 8	93210-35321	27 - 8	93606-19M23	30 - 27		18 - 2	98780-04015	2 - 74
91690-50014	7 - 13		30 - 26	93210-37160	32 - 21	93608-12M05	30 - 55	97095-06020	2 - 51		5 - 10
91809-08006	4 - 5		31 - 5		34 - 23		33 - 4		17 - 5	98980-05010	41 - 9
91814-18001	2 - 4		32 - 42		43 - 18		35 - 4		18 - 4	98980-06020	41 - 14
92903-05100	40 - 10		34 - 44	93210-55M14	32 - 39	93608-16M16	30 - 6		19 - 5	99001-08600	32 - 16
92903-05600	40 - 16	92995-10100	33 - 6		34 - 41		31 - 6		21 - 38		34 - 18
92903-06600	7 - 26		35 - 6		43 - 22	93700-06M01	23 - 9		24 - 24	99002-03600	28 - 40
	18 - 29	92995-10600	30 - 4	93210-64488	32 - 12	93700-06M03	26 - 17		30 - 13	99530-08012	16 - 6
92903-08100	20 - 30		33 - 7		34 - 14	93700-09M00	32 - 70		31 - 25	99530-10114	9 - 29
92903-08600	20 - 28		35 - 7		43 - 15		34 - 75	97095-06025	2 - 37		10 - 24
92907-04600	2 - 17	92995-14600	27 - 20	93210-86M38	32 - 20	94581-99044	6 - 13		26 - 4	9E450-04533	39 - 2
	4 - 34	93101-28M16	32 - 35		34 - 22	94702-00391	4 - 42	97095-06030	4 - 36		
92907-06600	31 - 13		34 - 37		43 - 17	95303-05600	40 - 14	97095-06035	16 - 7		
92990-04100	39 - 3		43 - 21	93211-04384	32 - 67	95303-05700	40 - 11		19 - 8		
92990-05100	41 - 10	93101-30M17	32 - 66		34 - 72	95333-08600	20 - 29		23 - 6		
92990-05600	18 - 39		34 - 71		43 - 24	95380-04600	39 - 4	97095-06040	2 - 61		
	41 - 22		43 - 23	93306-210U0	32 - 61	95380-05600	25 - 3	97095-06045	2 - 58		
92990-06100	1 - 7	93102-38M59	6 - 20	93311-83280	32 - 3		41 - 11		24 - 16		
	41 - 16		42 - 20		34 - 3	95380-06600	1 - 8	97095-08014	5 - 15		
92990-06600	30 - 51	93102-63004	3 - 2	93315-43061	32 - 65		41 - 15	97095-08020	18 - 7		
	41 - 17		42 - 11		34 - 70	95380-10600	30 - 60		32 - 72		
92990-08100	9 - 4	93106-09014	32 - 13	93315-660W3	34 - 5	95380-12600	26 - 50		34 - 77		
	10 - 4		34 - 15	93317-330U2	32 - 36	95380-14700	37 - 16	97095-08025	32 - 41		
92990-10100	30 - 59		43 - 16		34 - 38	95680-05100	25 - 10		34 - 43		
92990-10600	17 - 28	93106-19N50	28 - 5	93332-00048	34 - 63	95707-06500	2 - 9	97095-10045	33 - 5		