



**PARTS
CATALOGUE
CATALOGO
DE REPUESTOS**

**F300BET'17 (6CE8)
FL300BET'17 (6CF8)**



1R6CE-200SA

()

F300BET/FL300BET
PARTS CATALOGUE
©2017 by Yamaha Motor Co., Ltd.
1st edition, March 2017
All rights reserved.
Any reprinting or unauthorized use
without the written permission of
Yamaha Motor Co., Ltd.
is expressly prohibited.
Printed in Japan.

F300BET/FL300BET
CATALOGO DE REPUESTOS
©2017 por Yamaha Motor Co., Ltd.
1ª edición, marzo 2017
Todos los derechos reservados.
Toda reproducción o uso no autorizado
sin el consentimiento escrito de
Yamaha Motor Co., Ltd.
quedan expresamente prohibidos
Impreso en Japón.

FOREWORD

This Parts Catalogue is related to the parts for the model(s) on the cover page. When you are ordering replacement parts, please refer to this Parts Catalogue and quote both part numbers and part names correctly.

1. Modifications or additions which have been made after the issue of the Parts Catalogue will be announced in the Parts News.
It is advisable that you make the necessary corrections to the Parts Catalogue according to the Parts News.

2. Abbreviations

The following abbreviations are used in this Parts Catalogue.

“UR” Use specified parts number.

“UN” Use as many as needed.

“AP” Alternate Parts

“LM” Locally Made (Parts need to be ordered locally)

“F#” Frame No. (Applicable machine No.)

“O/S” Over Size

3. The number of components for assembly

- Parts, which are to be supplied in an assembly, are listed with a dot (.) in front of the part name as shown below.
- The numeral appearing to the right of each component part indicates the quantity of parts for each assembly unit.

PART NO.	DESCRIPTION	Q'TY	REMARKS
2F5-83310-60	FRONT FLASHER LIGHT ASSY	2	
115-83311-60	.BULB (6V-18W)	1	

4. Applicable colours of graphics are represented in the “REMARKS” as shown below.

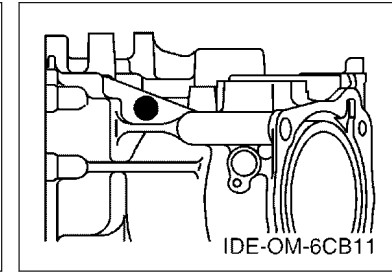
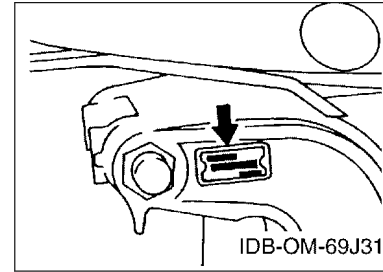
PART NO.	DESCRIPTION	Q'TY	REMARKS
2N4-24110-00-X5	FUEL TANK COMP.	2	MXR
3J1-24240-10	.GRAPHIC, FUEL TANK	1	FOR MXR

5. Note that the illustrations for reference in finding parts numbers are not to be used for assembling. When assembling, please use the applicable service manual.

6. The asterisk (*) before a reference number indicates modified items after the first edition.

7. Applicable Serial No.

Engine Serial No.



8. Applicable Engine Starting Serial No.

Model	Serial No.	Model	Serial No.
F300B	6CE-1038558	FL300B	6CF-1011805

9. Applicable Colour Code

Abbreviation	Colour Name	Colour Code
DBN1	DARK BLUISH GRAY 1	008D

10. Quantity Column Information

Column No.	Name Of Q'ty Column	Applicable Model
1	6CE8	F300BET
2	6CF8	FL300BET

PROLOGO

Este catálogo de repuestos corresponde a las piezas para el o los modelos que figuran en la página de portada. Al formular el pedido de repuestos, se ruega citar este catálogo y especificar correctamente el número y el nombre de las piezas.

- Las modificaciones y agregados que se hayan realizado después de la edición de este Catálogo de Repuestos, serán anunciados en las Informaciones de Recambios. Es recomendable que se hagan las correcciones necesarias en el Catálogo de Repuestos de acuerdo con las Informaciones de Recambios.

2. Abreviaciones

En este Catálogo de Repuestos se emplean las siguientes abreviaciones.

“UR” Usar el número de partes especificado

“UN” Usar la cantidad necesaria

“AP” Piezas sustitutivas

“LM” Fabricación local (Hay que pedir los repuestos en las cercanías)

“F#” N° de bastidor (N° aplicable a la máquina)

“O/S” Sobredimensionado

3. La cantidad de componentes para el montaje

- Los componentes, suministrados como conjunto, se describen con un punto (.) que precede al nombre del parte como se indica a continuación.
- La numeración que aparece a la derecha de cada descripción indica la cantidad de partes por cada unidad de conjunto.

CODIGO N°	DESCRIPCION	CANT. OBSERVACIONES
2F5-83310-60	ENSAMBLAJE DE LA LUZ	2
115-83311-60	.BOMBILLA (6V-18W)	1

4. Los colores de los componentes se indican como sigue en la columna de “OBSERVACIONES”.

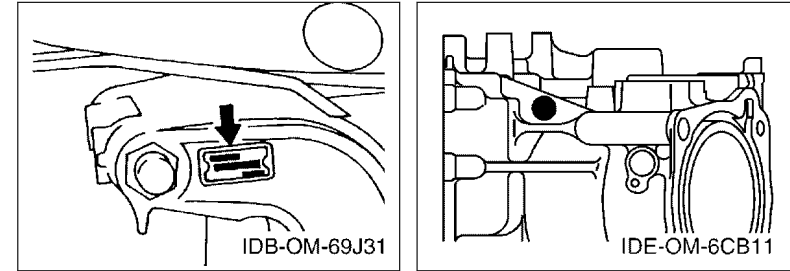
CODIGO N°	DESCRIPCION	CANT. OBSERVACIONES
2N4-24110-00-X5	COMP. DEL TANQUE	2 MXR
3J1-24240-10	.GRAFICO, DEL TANQUE	1 PARA MXR

- Debe tenerse en cuenta que las ilustraciones sirven como guía para la búsqueda de los números de partes y no deben usarse para el montaje. Durante el montaje, se recomienda usar el manual de taller correspondiente.

- EL asterisco (*) antes del número de referencia indica los elementos modificados después de la primera edición.

7. Números de serie

N° de Serie del motor



8. Números de serie del motor

Modelo	N° de serie	Modelo	N° de serie
F300B	6CE-1038558	FL300B	6CF-1011805

9. Códigos de color aplicables

Abreviatura	Nombre de color	Código de color
DBN1	DARK BLUISH GRAY 1	008D

10. Información para la columna de cantidades

Columna N°	Nombre de la columna de cantidades	Modelo aplicable
1	6CE8	F300BET
2	6CF8	FL300BET

CONTENTS

SCHEDULED SERVICE PARTS.....	1
TOP COWLING.....	2
CYLINDER & CRANKCASE 1.....	3
CRANKSHAFT & PISTON.....	5
CYLINDER & CRANKCASE 2.....	6
CYLINDER & CRANKCASE 3.....	8
CYLINDER & CRANKCASE 4.....	9
VALVE.....	10
INTAKE 1.....	13
INTAKE 2.....	14
THROTTLE BODY ASSY 1.....	16
THROTTLE BODY ASSY 2.....	17
FUEL INJECTION PUMP 1.....	18
FUEL INJECTION PUMP 2.....	20
FUEL 1.....	21
FUEL 2.....	22
GENERATOR.....	23
ELECTRICAL 1.....	24
ELECTRICAL 2.....	26
ELECTRICAL 3.....	27
ELECTRICAL 4.....	29
ELECTRICAL 5.....	31
STARTING MOTOR.....	32
BOTTOM COWLING 1.....	33
BOTTOM COWLING 2.....	35
BOTTOM COWLING 3.....	37
CONTROL.....	38
BRACKET 1.....	40
BRACKET 2.....	42
POWER TRIM & TILT ASSY 1.....	44
POWER TRIM & TILT ASSY 2.....	47
UPPER CASING.....	48
OIL PAN.....	50
LOWER CASING & DRIVE 1.....	51
LOWER CASING & DRIVE 2.....	56
LOWER CASING & DRIVE 3.....	58
LOWER CASING & DRIVE 4.....	62
STEERING GUIDE ATTACHMENT 1.....	64
STEERING GUIDE ATTACHMENT 2.....	65
DBW REMOTE CONTROL 1 (SINGLE).....	66

DBW REMOTE CONTROL 2 (TWIN).....	69
OPTIONAL PARTS 1.....	72
OPTIONAL PARTS 2.....	73
OPTIONAL PARTS 3.....	74
OPTIONAL PARTS 4.....	75
OPTIONAL PARTS 5.....	76
OPTIONAL PARTS 6.....	77
REPAIR KIT 1.....	78
REPAIR KIT 2.....	79

INDEX

NUMERICAL INDEX.....	81
----------------------	----

CONTENIDO

PARTES DE REPUESTO TEMPORALES.....	1
SOPORTE SUPERIOR.....	2
CILINDRO & CARTER 1.....	3
CIGUENAL & PISTON.....	5
CILINDRO & CARTER 2.....	6
CILINDRO & CARTER 3.....	8
CILINDRO & CARTER 4.....	9
VALVULA.....	10
ADMISION 1.....	13
ADMISION 2.....	14
CAJA DE ACELERADOR COMPL 1.....	16
CAJA DE ACELERADOR COMPL 2.....	17
BOMBA DE INYECTOR 1.....	18
BOMBA DE INYECTOR 2.....	20
COMBUSTIBLE 1.....	21
COMBUSTIBLE 2.....	22
GENERADOR.....	23
EQUIPO ELECTRICO 1.....	24
EQUIPO ELECTRICO 2.....	26
EQUIPO ELECTRICO 3.....	27
EQUIPO ELECTRICO 4.....	29
EQUIPO ELECTRICO 5.....	31
MOTOR DE ARRANQUE.....	32
CUBIERTA INFERIOR 1.....	33
CUBIERTA INFERIOR 2.....	35
CUBIERTA INFERIOR 3.....	37
CONTROL.....	38
SOPORTE 1.....	40
SOPORTE 2.....	42
COMPONER Y PODER VARILLA 1.....	44
COMPONER Y PODER VARILLA 2.....	47
FUNDA SUPERIOR.....	48
OIL PAN.....	50
IMPULSOR E INFERIOR 1.....	51
IMPULSOR E INFERIOR 2.....	56
IMPULSOR E INFERIOR 3.....	58
IMPULSOR E INFERIOR 4.....	62
ADITAMENTO GUIA DE GOBIERNO 1.....	64
ADITAMENTO GUIA DE GOBIERNO 2.....	65
CAJA DE CONTROL 1 (UNICO).....	66

CAJA DE CONTROL 2 (DOBLE).....	69
PARTES OPCIONALES 1.....	72
PARTES OPCIONALES 2.....	73
PARTES OPCIONALES 3.....	74
PARTES OPCIONALES 4.....	75
PARTES OPCIONALES 5.....	76
PARTES OPCIONALES 6.....	77
ESTUCHE REPARATION 1.....	78
ESTUCHE REPARATION 2.....	79

INDICE

INDICE NUMERICO.....	81
----------------------	----

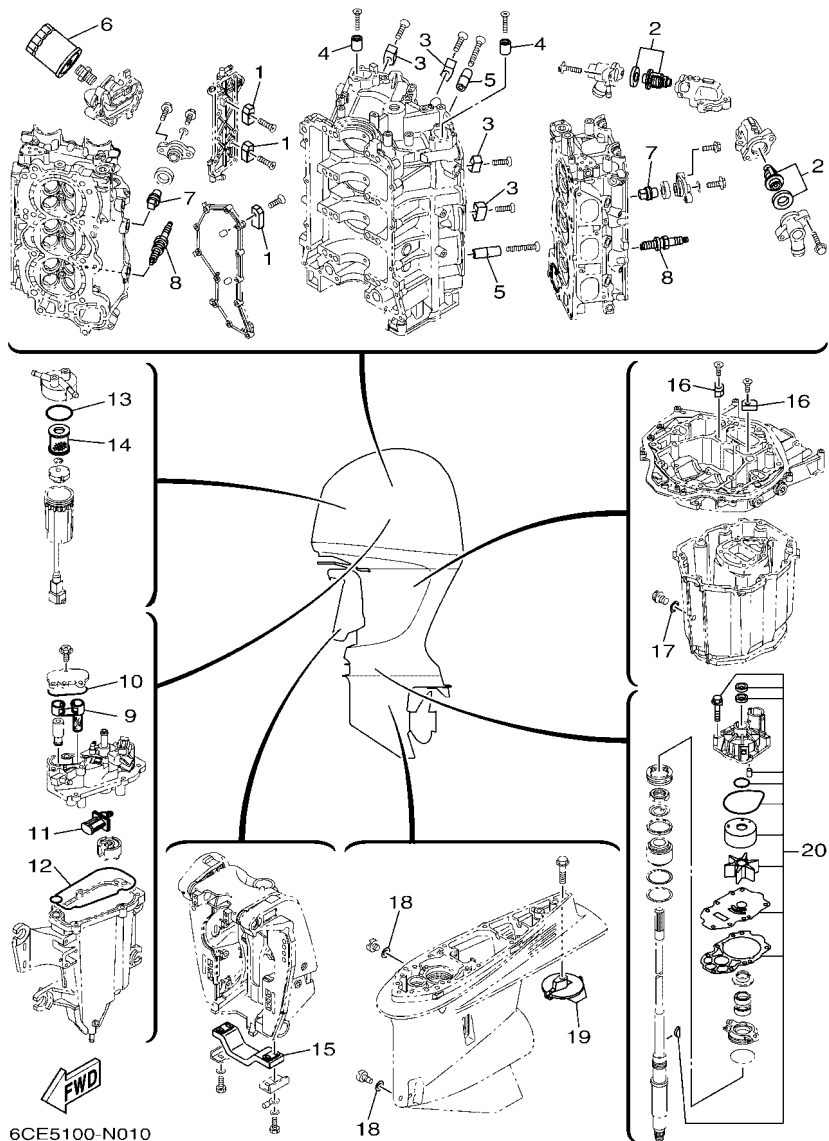


FIG. 1 SCHEDULED SERVICE PARTS

PARTES DE REPUESTO TEMPORALES

REF. NO.	PART NO. CODIGO N°	DESCRIPTION DESCRIPCION	6CE8	6CF6	REMARKS OBSERVACIONES
1	63P-11325-01	ANODE ANODO	4	4	
2	6CE-12411-00	THERMOSTAT TERMOSTAT	2	2	
3	6AW-1132P-00	ANODE 5 ANODO 5	4	4	
4	68T-11325-00	ANODE ANODO	2	2	
5	6AW-1132N-01	ANODE 4 ANODO 4	2	2	
6	N26-13440-02	ELEMENT ASSY, OIL CLEANER ELEMENTO FILTRO DE ACEITE	1	1	
7	67F-11325-01	ANODE ANODO	8	8	
8	94702-00400	PLUG, SPARK (NGK LFR6A-11) BUJIA (NGK LFR6A-11)	6	6	
9	6CB-24501-01	FILTER, FUEL FILTRO	1	1	
10	6CB-13016-00	O-RING ANILLO O	1	1	
11	63P-13915-00	FILTER FILTRO	1	1	
12	6CB-14984-00	GASKET, FLOAT CHAMBER EMPAQUE CAMARA DE BOIA	1	1	
13	6P3-24564-00	GASKET EMPAQUE	1	1	
14	6P3-24563-01	ELEMENT, FILTER ELEMENTO DEL FILTRO	1	1	
15	6G5-45251-02	ANODE CATODE	1	1	
16	63P-11325-11	ANODE ANODO	2	2	
17	90430-14M09	GASKET JUNTA	1	1	
18	90430-08003	GASKET JUNTA	2	2	
19	61A-45371-00	TAB-TRIM QUILLA ESTABILIZADOR	1	1	
20	6CE-W0078-01	WATER PUMP REPAIR KIT ESTUCHE REPARACION BOMBA AGUA	1	1	

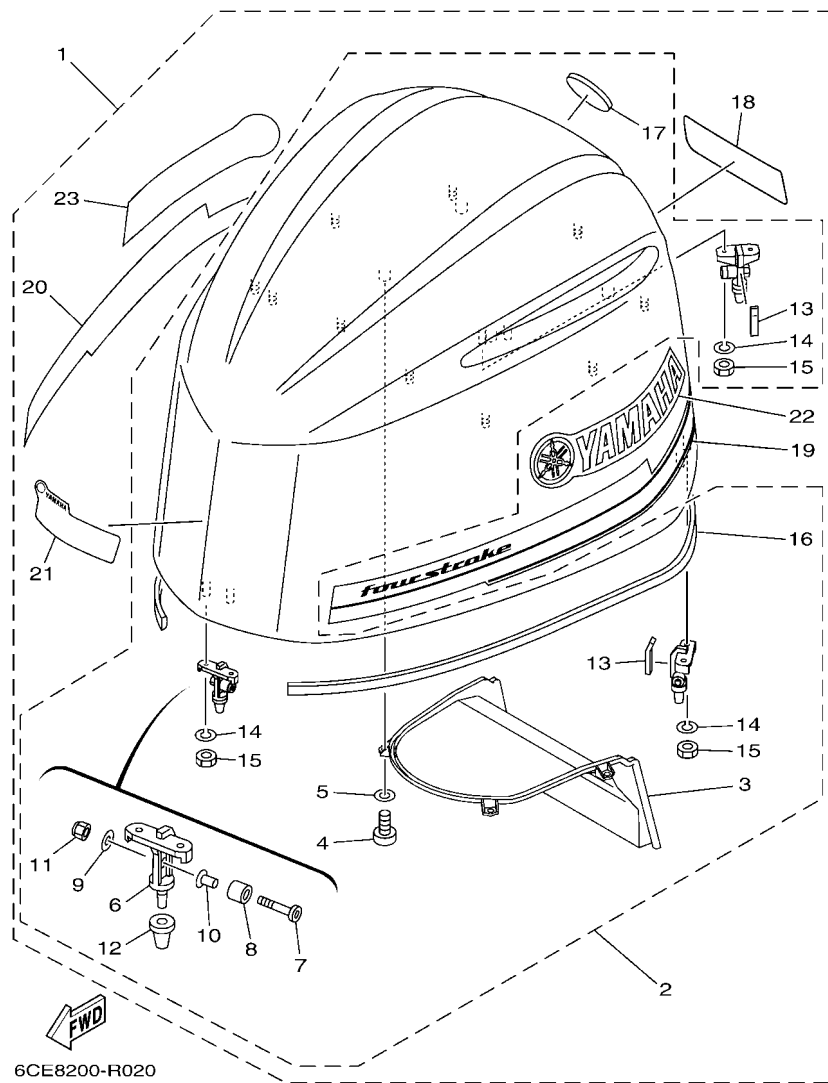


FIG. 2 TOP COWLING

SOPORTE SUPERIOR

REF. NO.	PART NO. CODIGO N°	DESCRIPTION DESCRIPCION	6CE8	6CF6	REMARKS OBSERVACIONES
1	6CE-42610-02	TOP COWLING ASSY SOPORTE SUPERIOR COMPL.	1	1	
2	6CE-4261A-00	.TOP COWLING W/O GRAPHICS .SOPORTE SUPERIOR SIN GRAFICOS	1	1	
3	6CE-42635-00	..DUCT, WATER SEPARATOR ..CONDUCTO DE SEPARADOR AGUA	1	1	
4	97780-60516	..SCREW, TAPPING ..TORNILLO DE CABEZA DE CONO ACH	4	4	
5	92990-06200	..WASHER, PLAIN ..ARANDELA PLANA	4	4	
6	6CB-42647-A0	..HOLDER, CLAMP BAND ..MORDAZA DE ABRAZADERA	3	3	
7	90111-08078	..BOLT, HEX. SOCKET BUTTON ..TORNILLO	3	3	
8	90387-10094	..COLLAR ..ESPACIADOR	3	3	
9	92990-08600	..WASHER, PLATE ..ARANDELA PLANA	3	3	
10	90387-08M45	..COLLAR ..ESPACIADOR	3	3	
11	95780-08300	..NUT, FLANGE ..TUERCA	3	3	
12	6AW-42663-00	..DAMPER 2 ..AMORTIGUADOR 2	3	3	
13	6CB-42134-00	..COVER ..CUBIERTA	2	2	
14	92990-06100	..WASHER, SPRING ..ARANDELA PLANA	6	6	
15	95380-06600	..NUT, HEXAGON ..TUERCA	6	6	
16	6CB-42628-00	..SEAL ..SELLO DE GOMA	1	1	
17	6AW-42697-10	..TUNING FORK MARK ..MARCA, YAMAHA	1	1	
18	6CE-42678-02	..GRAPHIC, REAR ..CALCAMONIA TRASERA	1	1	
19	6CE-42675-02	..GRAPHIC, SIDE 1 ..CALCAMONIA LATERAL 1	1	1	
20	6CE-42676-02	..GRAPHIC, SIDE 2 ..CALCAMONIA LATERAL 2	1	1	
21	6CE-42677-01	..GRAPHIC, FRONT ..CALCAMONIA FRONTAL	1	1	
22	6CE-42681-03	..MARK, COWLING ..MARCA DE CUBIERTA	1	1	
23	6CE-42682-03	..MARK, COWLING ..MARCA DE CUBIERTA	1	1	

- 1
- LONG BLOCK ASSY**
- Fig. 3, CYLINDER & CRANKCASE 1
Ref. No. 2 to 45
- Fig. 4, CRANKSHAFT & PISTON
Ref. No. 1 to 15
- Fig. 5, CYLINDER & CRANKCASE 2
Ref. No. 2 to 10, 12 to 46
- Fig. 6, CYLINDER & CRANKCASE 3
Ref. No. 1 to 11
- Fig. 7, CYLINDER & CRANKCASE 4
Ref. No. 1 to 16
- Fig. 8, VALVE
Ref. No. 1 to 32
- Fig. 9, INTAKE 1
Ref. No. 6, 7
- Fig. 10, INTAKE 2
Ref. No. 7 to 9, 14, 35
- Fig. 12, THROTTLE BODY ASSY 2
Ref. No. 1 to 9
- Fig. 17, GENERATOR
Ref. No. 2
- Fig. 18, ELECTRICAL 1
Ref. No. 17, 21 to 34
- Fig. 19, ELECTRICAL 2
Ref. No. 5 to 7
- Fig. 21, ELECTRICAL 4
Ref. No. 19 to 21, 23
- Fig. 25, BOTTOM COWLING 2
Ref. No. 13 to 17, 24 to 26
- Fig. 32, UPPER CASING
Ref. No. 14, 16, 17, 19, 23,
24, 26
- Fig. 33, OIL PAN
Ref. No. 5 to 7, 9 to 17, 20

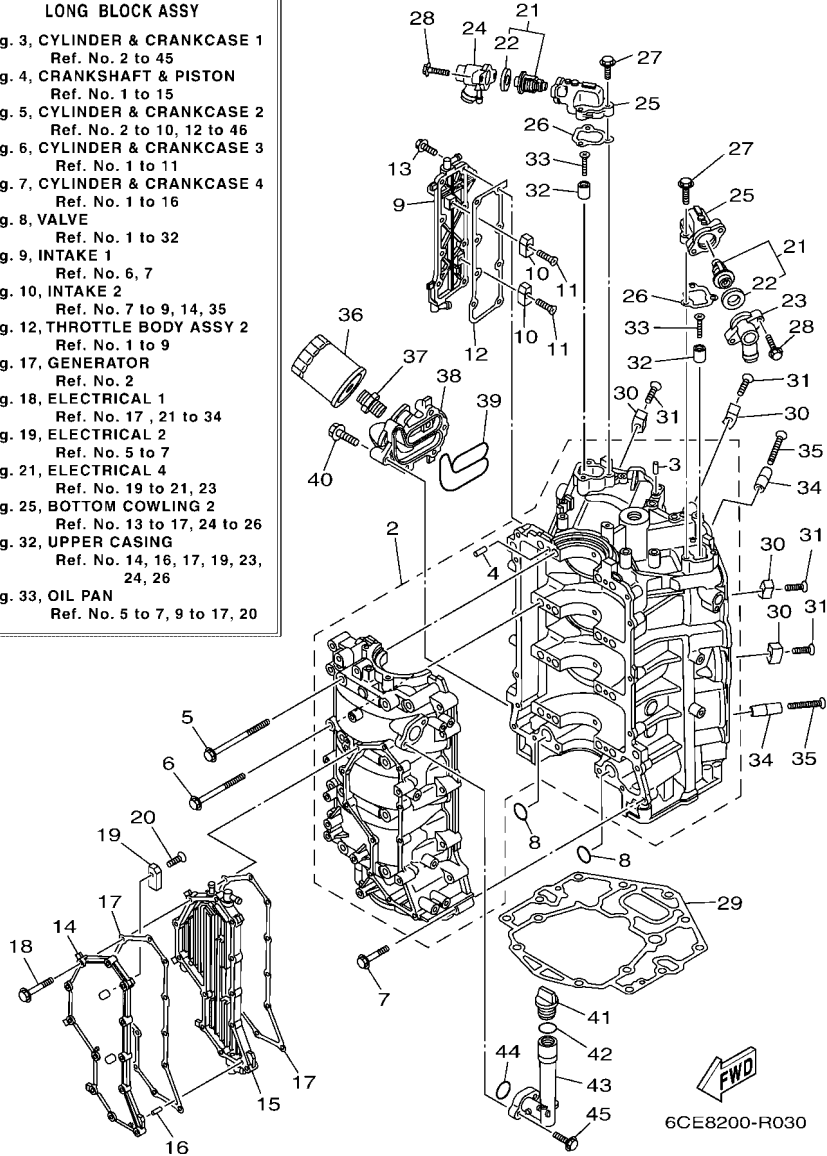
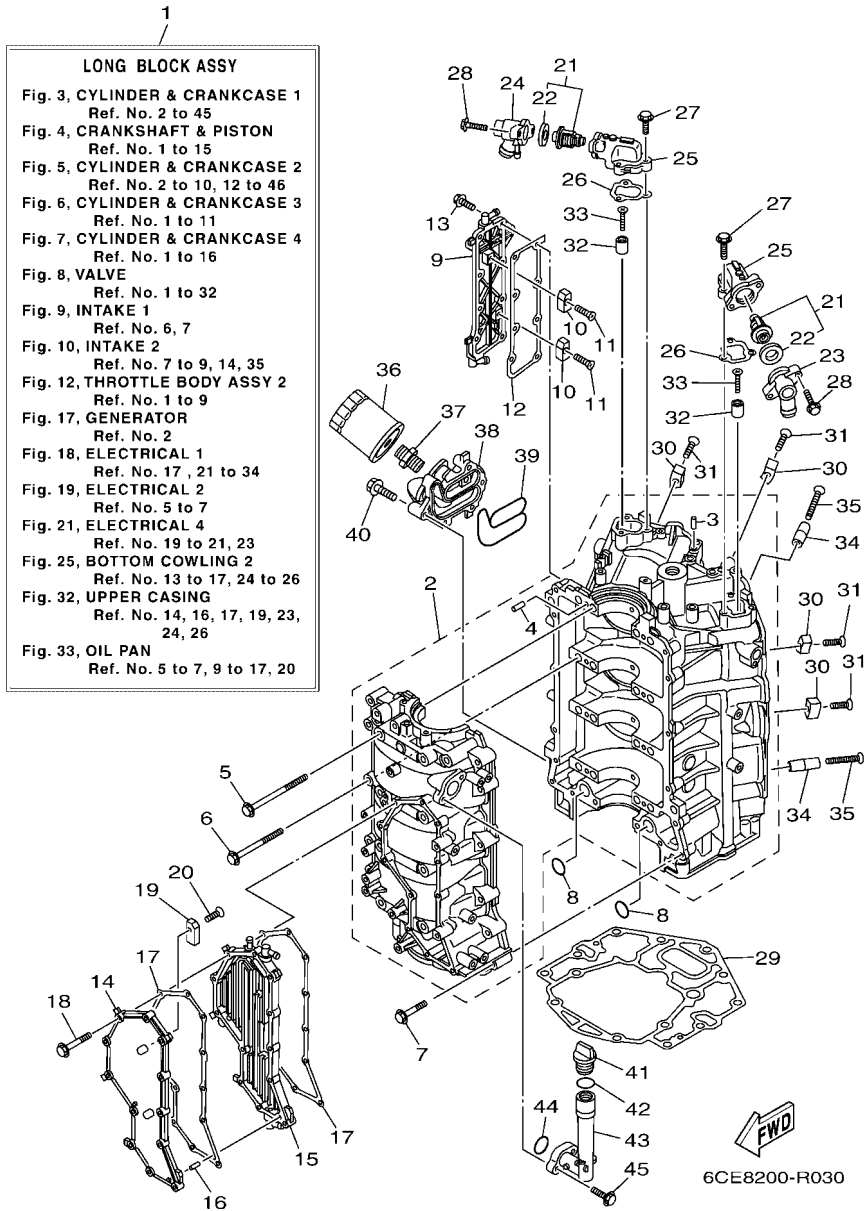


FIG. 3 CYLINDER & CRANKCASE 1

CILINDRO & CARTER 1

REF. NO.	PART NO. CODIGO N°	DESCRIPTION DESCRIPCION	6CE8	6CF6	REMARKS OBSERVACIONES
1	6CE-11000-01	LONG BLOCK ASSY SUBENSAMBLAJE DEL MOTOR	1	1	
2	6CE-15100-10	CRANKCASE ASSY CARTER COMPLETO	1	1	
3	93606-12019	.PIN, DOWEL .PASADOR DE CLAVIJA	3	3	
4	93606-12019	.PIN, DOWEL .PASADOR DE CLAVIJA	8	8	
5	6CB-15187-00	BOLT PERNO	8	8	
6	6CB-15481-00	BOLT 1 PERNO 1	8	8	
7	90105-08175	BOLT, FLANGE TORNILLO	16	16	
8	93210-26658	O-RING ANILLO O	2	2	
9	6CE-1131C-00-9S	COVER, JOINT CUBIERTA DE UNION	1	1	
10	63P-11325-01	ANODE ANODO	2	2	
11	90151-06M02	SCREW, COUNTERSUNK TORNILLO EMBUTIDO	2	2	
12	6CB-1131B-00	GASKET, COVER EMPAQUE DE CUBIERTA	1	1	
13	90105-06M07	BOLT, FLANGE TORNILLO	8	8	
14	6CE-15411-00-9S	COVER, CRANKCASE 1 CUBIERTA DE CARTER 1	1	1	
15	6CE-15421-10-9S	COVER, CRANKCASE 2 TAPA DE CARTER DERECHA	1	1	
16	91690-40010	PIN, SPRING PASADOR DE RESORTE	1	1	
17	6CB-15451-00	GASKET, CRANKCASE COVER 1 EMPAQ DE CUBIERTA DE CARTER	2	2	
18	90105-06151	BOLT, FLANGE TORNILLO	12	12	
19	63P-11325-01	ANODE ANODO	2	2	
20	90151-06M02	SCREW, COUNTERSUNK TORNILLO EMBUTIDO	2	2	
21	6CE-12411-00	THERMOSTAT TERMOSTAT	2	2	
22	67F-12412-00	.SEAL, THERMOSTAT .SELLO TERMOSTATO	1	1	
23	6CE-12413-B0-9S	COVER, THERMOSTAT CUBIERTA TERMOSTATO	1	1	
24	6CE-12413-A0-9S	COVER, THERMOSTAT CUBIERTA TERMOSTATO	1	1	
25	6CB-12422-10-9S	COVER, HOUSING CUBIERTA DE CAJA	2	2	
26	6CB-12427-10	GASKET, HOUSING COVER 1 EMPAQUE DE TAPA	2	2	
27	95027-06025	BOLT, FLANGE PERNO, DE BRIDA	6	6	



- 1**
- LONG BLOCK ASSY**
- Fig. 3, CYLINDER & CRANKCASE 1
Ref. No. 2 to 45
 - Fig. 4, CRANKSHAFT & PISTON
Ref. No. 1 to 15
 - Fig. 5, CYLINDER & CRANKCASE 2
Ref. No. 2 to 10, 12 to 46
 - Fig. 6, CYLINDER & CRANKCASE 3
Ref. No. 1 to 11
 - Fig. 7, CYLINDER & CRANKCASE 4
Ref. No. 1 to 16
 - Fig. 8, VALVE
Ref. No. 1 to 32
 - Fig. 9, INTAKE 1
Ref. No. 6, 7
 - Fig. 10, INTAKE 2
Ref. No. 7 to 9, 14, 35
 - Fig. 12, THROTTLE BODY ASSY 2
Ref. No. 1 to 9
 - Fig. 17, GENERATOR
Ref. No. 2
 - Fig. 18, ELECTRICAL 1
Ref. No. 17, 21 to 34
 - Fig. 19, ELECTRICAL 2
Ref. No. 5 to 7
 - Fig. 21, ELECTRICAL 4
Ref. No. 19 to 21, 23
 - Fig. 25, BOTTOM COWLING 2
Ref. No. 13 to 17, 24 to 26
 - Fig. 32, UPPER CASING
Ref. No. 14, 16, 17, 19, 23,
24, 26
 - Fig. 33, OIL PAN
Ref. No. 5 to 7, 9 to 17, 20

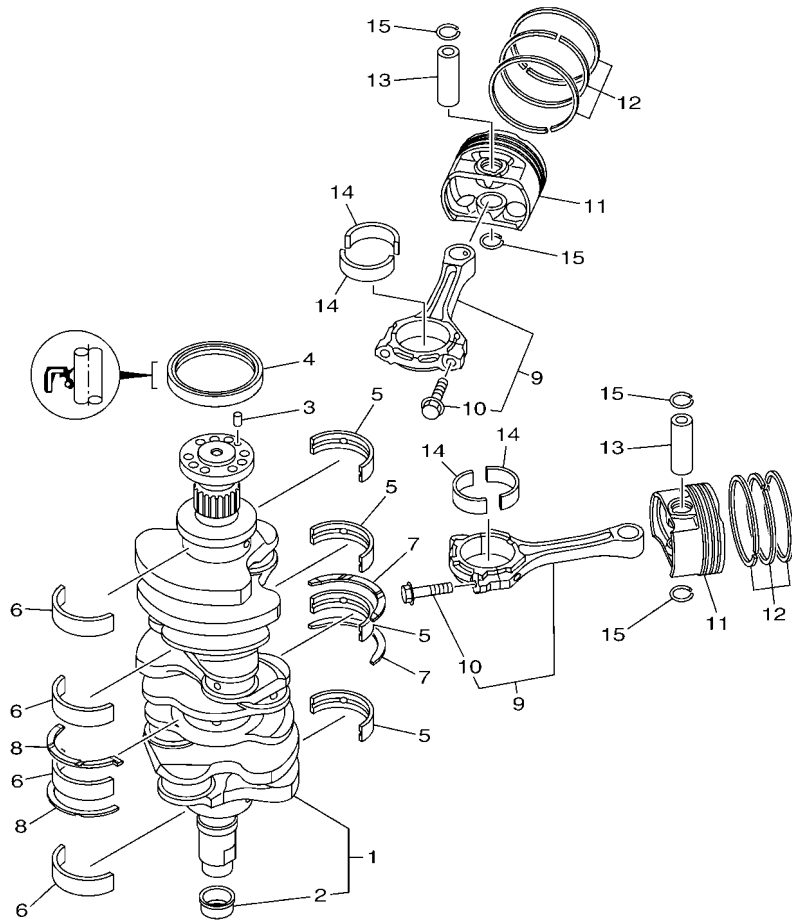
FIG. 3 CYLINDER & CRANKCASE 1

CILINDRO & CARTER 1

REF. NO.	PART NO. CODIGO N°	DESCRIPTION DESCRIPCION	6CE8	6CF6	REMARKS OBSERVACIONES
28	90105-06037	BOLT, FLANGE TORNILLO	4	4	
29	6CB-11351-00	GASKET, CYLINDER JUNTA, DE CILINDRO	1	1	
30	6AW-1132P-00	ANODE 5 ANODO 5	4	4	
31	98780-06530	SCREW, FLAT HEAD TORNILLO CABEZA PLANA	4	4	
32	68T-11325-00	ANODE ANODO	2	2	
33	90151-05M05	SCREW, COUNTERSUNK TORNILLO EMBUTIDO	2	2	
34	6AW-1132N-01	ANODE 4 ANODO 4	2	2	
35	98780-06550	SCREW, FLAT HEAD TORNILLO CABEZA PLANA	2	2	
36	N26-13440-02	ELEMENT ASSY, OIL CLEANER ELEMENTO FILTRO DE ACEITE	1	1	
37	90401-19001	BOLT, UNION PERNO DE UNION	1	1	
38	6CE-13446-10-9S	CONNECTOR CONECTOR	1	1	
39	6CB-13477-00	GASKET EMPAQUE	1	1	
40	90105-06151	BOLT, FLANGE TORNILLO	5	5	
41	6G8-15363-00	PLUG, OIL TAPON DE ACEITE	1	1	
42	93210-24M79	O-RING ANILLO O	1	1	
43	6CB-15319-00	JOINT CONECTOR	1	1	
44	93210-27370	O-RING ANILLO O	1	1	
45	90105-06037	BOLT, FLANGE TORNILLO	2	2	

FIG. 4 CRANKSHAFT & PISTON

CIGUENAL & PISTON




6CB3110-L030

REF. NO.	PART NO. CODIGO N°	DESCRIPTION DESCRIPCION	6CE8	6CF6	REMARKS OBSERVACIONES
1	6CB-11410-00	CRANKSHAFT CIGUENAL	1	1	
2	6CB-11478-00	.COLLAR .COLLAR	1	1	
3	93606-12019	PIN, DOWEL PASADOR DE CLAVIJA	1	1	
4	93102-85008	OIL SEAL SELLO ACEITE	1	1	
5	6CB-11416-00	PLANE BEARING, CRANKSHAFT 1 COJINETE PLANO 1	4	4	UR PURPLE UR PURPLE
6	6CB-11416-10	PLANE BEARING, CRANKSHAFT 1 COJINETE PLANO 1	4	4	UR YELLOW UR AMARILLO
6	6CB-11416-20	PLANE BEARING, CRANKSHAFT 1 COJINETE PLANO 1	4	4	UR RED UR ROJO
6	6CB-11416-30	PLANE BEARING, CRANKSHAFT 1 COJINETE PLANO 1	4	4	UR GREEN UR VERDE
6	6CB-11416-40	PLANE BEARING, CRANKSHAFT 1 COJINETE PLANO 1	4	4	UR BROWN UR BROWN
6	6CB-11417-00	PLANE BEARING, CRANKSHAFT 2 COJINETE PLANO 2	4	4	UR PURPLE UR PURPLE
6	6CB-11417-10	PLANE BEARING, CRANKSHAFT 2 COJINETE PLANO 2	4	4	UR YELLOW UR AMARILLO
6	6CB-11417-20	PLANE BEARING, CRANKSHAFT 2 COJINETE PLANO 2	4	4	UR RED UR ROJO
6	6CB-11417-30	PLANE BEARING, CRANKSHAFT 2 COJINETE PLANO 2	4	4	UR GREEN UR VERDE
6	6CB-11417-40	PLANE BEARING, CRANKSHAFT 2 COJINETE PLANO 2	4	4	UR BROWN UR BROWN
7	6CB-11426-03	BEARING, THRUST 1 COJINETE DE EMPUJE 1	2	2	
8	6CB-11427-03	BEARING, THRUST 2 COJINETE DE EMPUJE 2	2	2	
9	6CB-W1165-00	CONNECTING ROD ASSY BIELA COMPLETA	6	6	
10	6CB-11654-00	.BOLT, CONNECTING ROD .TORNILLO DE BIELA	2	2	
11	6CE-11631-01	PISTON (STD) PISTON (NORMA)	6	6	
12	6CB-11603-00	PISTON RING SET (STD) JUEGO DE ANILLOS (NORMA)	6	6	
13	6CB-11633-00	PIN, PISTON PASADOR, PISTON	6	6	
14	6CB-11656-00	PLANE BEARING, CONNECTING ROD COJINETE PLANO	12	12	UR YELLOW UR AMARILLO
6	6CB-11656-10	PLANE BEARING, CONNECTING ROD COJINETE PLANO	12	12	UR GREEN UR VERDE
6	6CB-11656-20	PLANE BEARING, CONNECTING ROD COJINETE PLANO	12	12	UR BLUE UR BLUE
15	K0F-A3233-00	RING,HOLE SNAP PRESILLA	12	12	

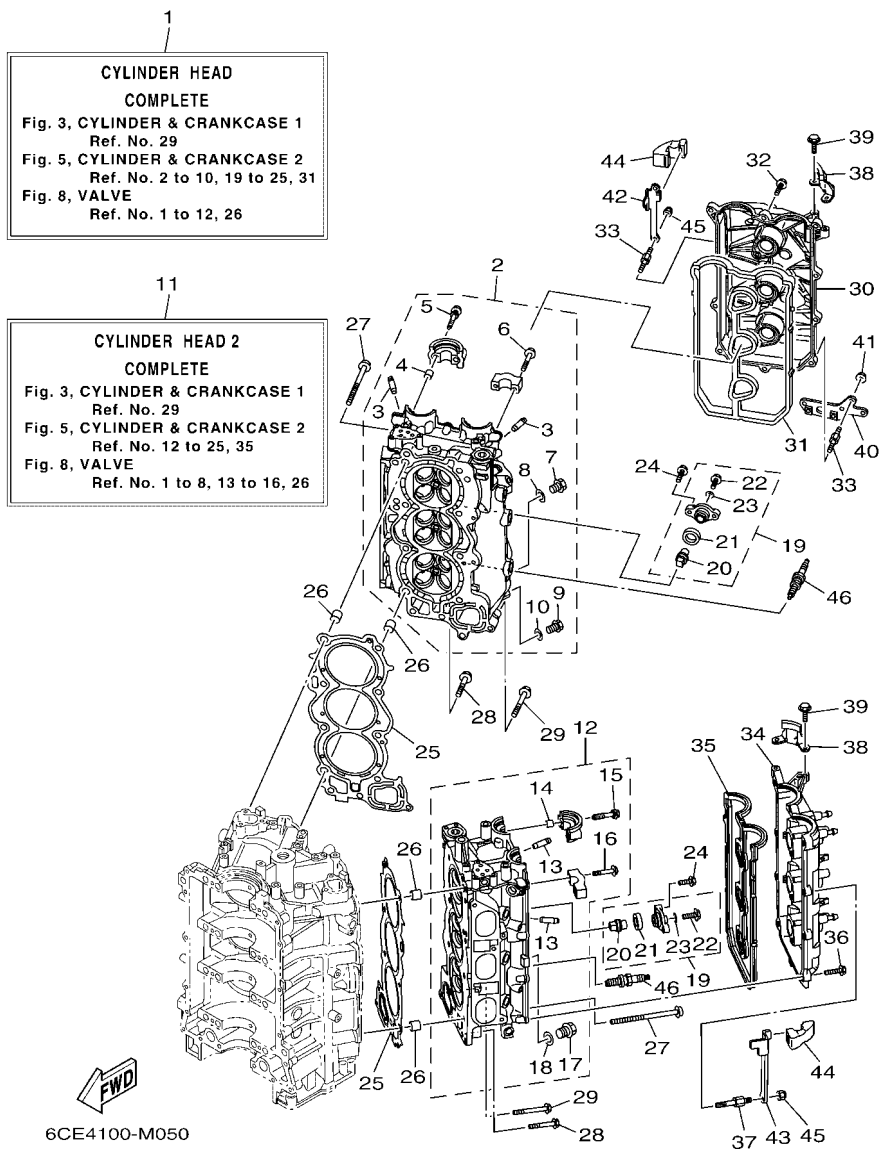


FIG. 5 CYLINDER & CRANKCASE 2

CILINDRO & CARTER 2

REF. NO.	PART NO. CODIGO N°	DESCRIPTION DESCRIPCION	6CE8	6CF6	REMARKS OBSERVACIONES
1	6CE-W009A-02-9S	CYLINDER HEAD COMPLETE CILINDRO CULATA COMPLETO	1	1	
2	6CE-11110-12-9S	CYLINDER HEAD ASSY CULATA DE CILINDRO COMPLETA	1	1	
3	6S5-11133-10	.GUIDE, VALVE 1 .GUIA DE VALVULA 1	12	12	
4	91809-08006	.PIN, DOWEL .PASADOR DE CLAVIJA	4	4	
5	90119-07001	.BOLT, WITH WASHER .TORNILLO CON ARANDELA	4	4	
6	90119-07234	.BOLT, WITH WASHER .TORNILLO CON ARANDELA	12	12	
7	90340-18M09	.PLUG, STRAIGHT SCREW .TORNILLO, DE DRENAJE	1	1	
8	90201-186F1	.WASHER, PLATE .ARANDELA PLANA	1	1	
9	90340-14M06	.PLUG, STRAIGHT SCREW .TORNILLO, DE DRENAJE	1	1	
10	90430-14115	.GASKET .JUNTA	1	1	
11	6CE-W009C-02-9S	CYLINDER HEAD 2 COMPLETE CULATA DE CILINDRO COMPL. 2	1	1	
12	6CE-11120-12-9S	CYLINDER HEAD ASSY 2 CULATA DE CILINDRO COMPL. 2	1	1	
13	6S5-11133-10	.GUIDE, VALVE 1 .GUIA DE VALVULA 1	12	12	
14	91809-08006	.PIN, DOWEL .PASADOR DE CLAVIJA	4	4	
15	90119-07001	.BOLT, WITH WASHER .TORNILLO CON ARANDELA	4	4	
16	90119-07234	.BOLT, WITH WASHER .TORNILLO CON ARANDELA	12	12	
17	90340-18M09	.PLUG, STRAIGHT SCREW .TORNILLO, DE DRENAJE	1	1	
18	90201-186F1	.WASHER, PLATE .ARANDELA PLANA	1	1	
19	67F-11301-00	ANODE COVER ASSY CONJUNTO CUBIERTA DE ANODO	8	8	
20	67F-11325-01	.ANODE .ANODO	1	1	
21	67F-11328-00	.GROMMET, ANODE .TAPON	1	1	
22	90105-06M07	.BOLT, FLANGE .TORNILLO	1	1	
23	90430-06M03	.GASKET .JUNTA	1	1	
24	95895-08025	BOLT, FLANGE TORNILLO DE REBORDE	16	16	
25	6CB-11181-00	GASKET, CYLINDER HEAD 1 JUNTA, DE CULATA 1	2	2	
26	90387-11005	COLLAR ESPACIADOR	4	4	
27	90155-11002	SCREW, FLAT FILLISTER TORNILLO CABEZA PLANA RAN.	16	16	

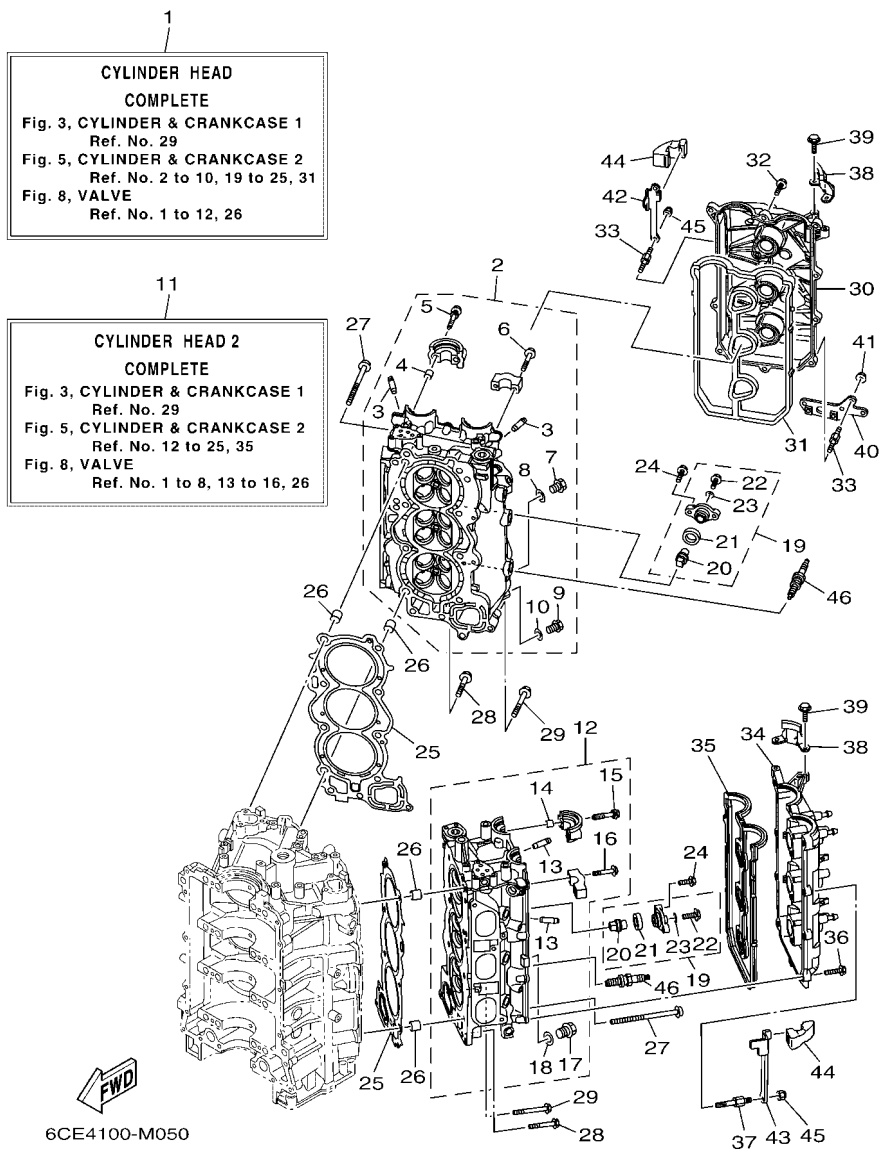


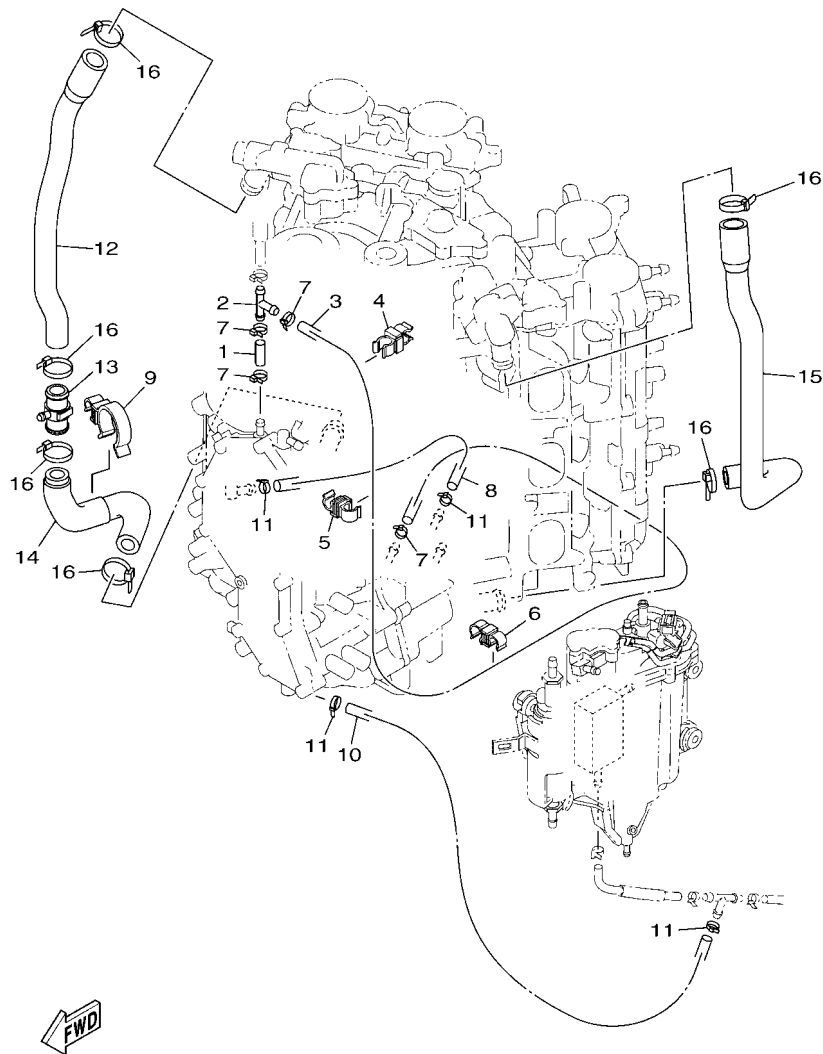
FIG. 5 CYLINDER & CRANKCASE 2

CILINDRO & CARTER 2

REF. NO.	PART NO. CODIGO N°	DESCRIPTION DESCRIPCION	6CE8	6CF6	REMARKS OBSERVACIONES
28	90105-08175	BOLT, FLANGE TORNILLO	4	4	
29	90105-08220	BOLT, FLANGE TORNILLO	2	2	
30	6CB-11191-02	COVER, CYLINDER HEAD 1 TAPA CULATA DE CILINDRO 1	1	1	
31	6CB-11193-00	GASKET, HEAD COVER 1 EMPAQUE	1	1	
32	95895-06030	BOLT, FLANGE TORNILLO DE REBORDE	9	9	
33	90109-06277	BOLT PERNO	4	4	
34	6CB-11192-02	COVER, CYLINDER HEAD 2 TAPA CULATA DE CILINDRO 2	1	1	
35	6CB-11194-00	GASKET, HEAD COVER 2 EMPAQUE DE TAPA DE CULATA 2	1	1	
36	95895-06030	BOLT, FLANGE TORNILLO DE REBORDE	11	11	
37	90109-06277	BOLT PERNO	2	2	
38	6AW-15142-00	GUIDE 1 GUIA 1.	2	2	
39	95895-06014	BOLT, FLANGE TORNILLO DE REBORDE	4	4	
40	6CB-2134V-00	BRACKET SOPORTE	1	1	
41	90179-06M28	NUT TUERCA	2	2	
42	6CB-11998-00	BRACKET 1 SOPORTE 1	1	1	
43	6CB-11999-00	BRACKET 2 SOPORTE 2	1	1	
44	6CB-42662-00	DAMPER AMORTIGUADOR	2	2	
45	90185-06M07	NUT, SELF-LOCKING TUERCA AUTOBLOCANTE	4	4	
46	94702-00400	PLUG, SPARK (NGK LFR6A-11) BUJIA (NGK LFR6A-11)	6	6	

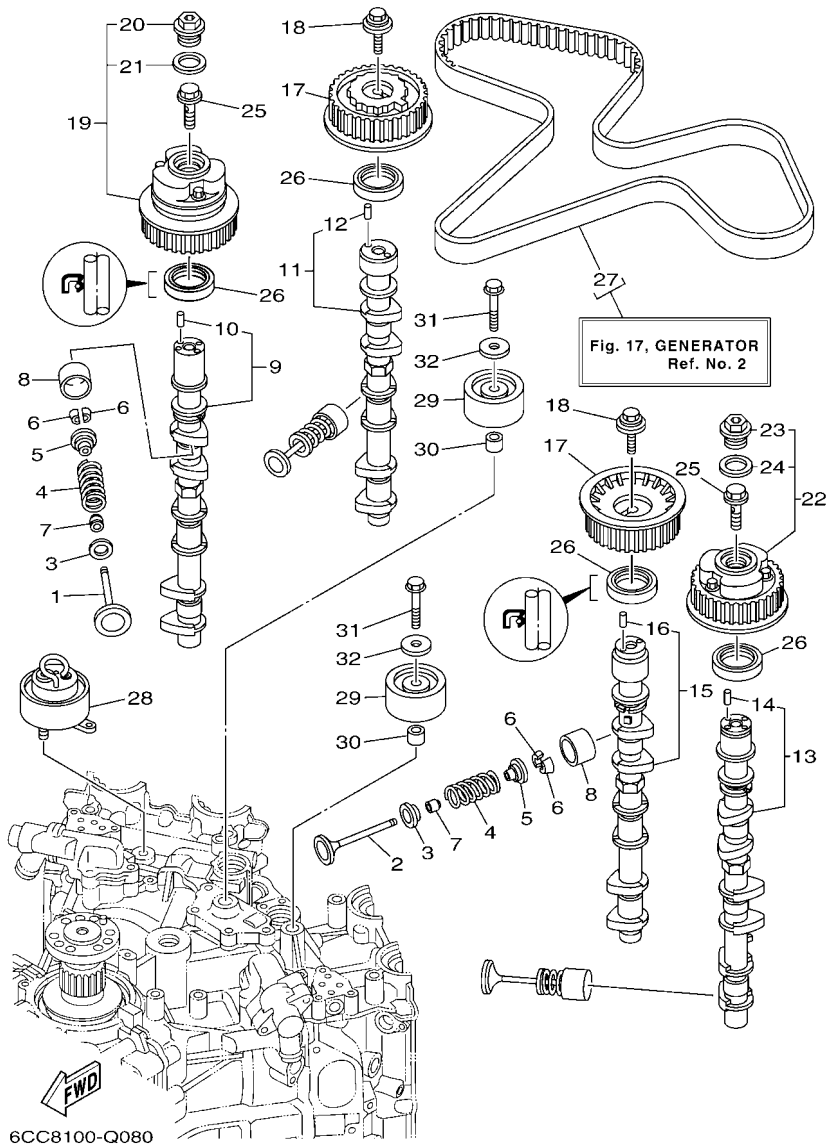
FIG. 7 CYLINDER & CRANKCASE 4

CILINDRO & CARTER 4



6CL7100-Q070

REF. NO.	PART NO. CODIGO N°	DESCRIPTION DESCRIPCION	6CE8	6CF6	REMARKS OBSERVACIONES
1	90445-09220	HOSE (L30) TUBO (L30)	1	1	
2	688-24378-00	PIPE, JOINT 3 TUBO DE UNION 3	1	1	
3	6CB-12576-10	HOSE 1 MANGUERA 1	1	1	
4	90464-10M59	CLAMP BRIDA	1	1	
5	90464-09013	CLAMP BRIDA	1	1	
6	90464-12010	CLAMP BRIDA	1	1	
7	90465-11M10	CLAMP BRIDA	4	4	
8	6CB-12577-00	HOSE 2 MANGUERA 2	1	1	
9	90464-26002	CLAMP BRIDA	1	1	
10	90445-096H2	HOSE (L280) TUBO (L280)	1	1	
11	90465-11M10	CLAMP BRIDA	4	4	
12	6CE-1244G-00	HOSE, 4 MANGUERA 4	1	1	
13	6CE-24378-00	PIPE, JOINT 3 TUBO DE UNION 3	1	1	
14	6CE-1244H-00	HOSE 5 TUBO 5	1	1	
15	6CB-1243E-00	HOSE 2 TUBO 2	1	1	
16	90465-11M59	CLAMP BRIDA	6	6	

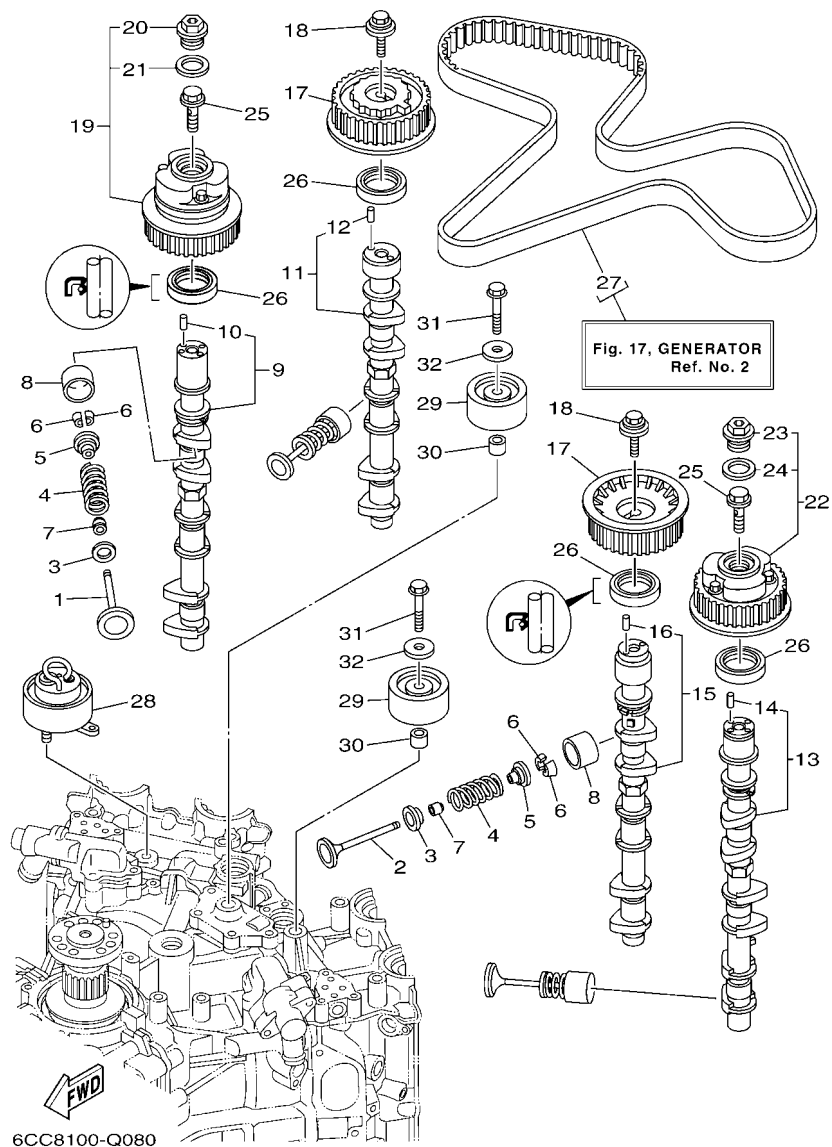


6CC8100-Q080

FIG. 8 VALVE

VALVULA

REF. NO.	PART NO. CODIGO N°	DESCRIPTION DESCRIPCION	6CE8	6CF6	REMARKS OBSERVACIONES
1	6CB-12111-00	VALVE, INTAKE VALVULA DE ADMISION	12	12	
2	6DA-12121-00	VALVE, EXHAUST VALVULA DE ESCAPE	12	12	
3	K0F-A3743-00	SEAT, VALVE SPRING ASIENTO RESORTE DE VALVULA	24	24	
4	6CB-12113-00	SPRING, VALVE INNER RESORTE VALVULA INTERNA	24	24	
5	K0F-A3741-00	RETAINER, VALVE SPRING RETEN RESORTE DE VALVULA	24	24	
6	K0F-A3742-00	LOCK, VALVE SPRING RETAINER SEGURO DE VALVULA	48	48	
7	51Y-12119-00	SEAL, VALVE STEM SELLO DE ACEITE VALVULA	24	24	
8	K0F-A3751-00	LIFTER, VALVE (3.000) LEVANTADOR DE VALVULA (3.000)	24	24	UR
	K0F-A3751-10	LIFTER, VALVE (3.025) LEVANTADOR DE VALVULA (3.025)	24	24	UR
	K0F-A3751-20	LIFTER, VALVE (3.050) LEVANTADOR DE VALVULA (3.050)	24	24	UR
	K0F-A3751-30	LIFTER, VALVE (3.075) LEVANTADOR DE VALVULA (3.075)	24	24	UR
	K0F-A3751-40	LIFTER, VALVE (3.100) LEVANTADOR DE VALVULA (3.100)	24	24	UR
	K0F-A3751-50	LIFTER, VALVE (3.122) LEVANTADOR DE VALVULA (3.122)	24	24	UR
	K0F-A3751-60	LIFTER, VALVE (3.142) LEVANTADOR DE VALVULA (3.142)	24	24	UR
	K0F-A3751-70	LIFTER, VALVE (3.162) LEVANTADOR DE VALVULA (3.162)	24	24	UR
	K0F-A3751-80	LIFTER, VALVE (3.182) LEVANTADOR DE VALVULA (3.182)	24	24	UR
	K0F-A3751-90	LIFTER, VALVE (3.202) LEVANTADOR DE VALVULA (3.202)	24	24	UR
	K0F-A3751-A0	LIFTER, VALVE (3.222) LEVANTADOR DE VALVULA (3.222)	24	24	UR
	K0F-A3751-B0	LIFTER, VALVE (3.242) LEVANTADOR DE VALVULA (3.242)	24	24	UR
	K0F-A3751-C0	LIFTER, VALVE (3.262) LEVANTADOR DE VALVULA (3.262)	24	24	UR
	K0F-A3751-D0	LIFTER, VALVE (3.282) LEVANTADOR DE VALVULA (3.282)	24	24	UR
	K0F-A3751-E0	LIFTER, VALVE (3.302) LEVANTADOR DE VALVULA (3.302)	24	24	UR
	K0F-A3751-F0	LIFTER, VALVE (3.322) LEVANTADOR DE VALVULA (3.322)	24	24	UR
	K0F-A3751-G0	LIFTER, VALVE (3.342) LEVANTADOR DE VALVULA (3.342)	24	24	UR
	K0F-A3751-H0	LIFTER, VALVE (3.362) LEVANTADOR DE VALVULA (3.362)	24	24	UR
	K0F-A3751-J0	LIFTER, VALVE (3.382) LEVANTADOR DE VALVULA (3.382)	24	24	UR
	K0F-A3751-K0	LIFTER, VALVE (3.402) LEVANTADOR DE VALVULA (3.402)	24	24	UR



6CC8100-Q080

FIG. 8 VALVE

VALVULA

REF. NO.	PART NO. CODIGO N°	DESCRIPTION DESCRIPCION	6CE8	6CF6	REMARKS OBSERVACIONES
8	K0F-A3751-L0	LIFTER, VALVE (3.422) LEVANTADOR DE VALVULA (3.422)	24	24	UR
	K0F-A3751-M0	LIFTER, VALVE (3.442) LEVANTADOR DE VALVULA (3.442)	24	24	UR
	K0F-A3751-N0	LIFTER, VALVE (3.462) LEVANTADOR DE VALVULA (3.462)	24	24	UR
	K0F-A3751-P0	LIFTER, VALVE (3.482) LEVANTADOR DE VALVULA (3.482)	24	24	UR
	K0F-A3751-R0	LIFTER, VALVE (3.502) LEVANTADOR DE VALVULA (3.502)	24	24	UR
	K0F-A3751-S0	LIFTER, VALVE (3.522) LEVANTADOR DE VALVULA (3.522)	24	24	UR
	K0F-A3751-T0	LIFTER, VALVE (3.542) LEVANTADOR DE VALVULA (3.542)	24	24	UR
	K0F-A3753-00	LIFTER, VALVE (3.562) LEVANTADOR DE VALVULA (3.562)	24	24	UR
	K0F-A3753-10	LIFTER, VALVE (3.582) LEVANTADOR DE VALVULA (3.582)	24	24	UR
	K0F-A3753-20	LIFTER, VALVE (3.602) LEVANTADOR DE VALVULA (3.602)	24	24	UR
	K0F-A3753-30	LIFTER, VALVE (3.625) LEVANTADOR DE VALVULA (3.625)	24	24	UR
	K0F-A3753-40	LIFTER, VALVE (3.650) LEVANTADOR DE VALVULA (3.650)	24	24	UR
	K0F-A3753-50	LIFTER, VALVE (3.675) LEVANTADOR DE VALVULA (3.675)	24	24	UR
	K0F-A3753-60	LIFTER, VALVE (3.700) LEVANTADOR DE VALVULA (3.700)	24	24	UR
	K0F-A3753-70	LIFTER, VALVE (3.725) LEVANTADOR DE VALVULA (3.725)	24	24	UR
9	6CB-12171-00	CAMSHAFT 1 ARBOL DE LEVAS 1	1	1	
10	93605-10108	.PIN, DOWEL .PASADOR DE CLAVIJA	1	1	
11	6CB-12181-00	CAMSHAFT 2 ARBOL DE LEVAS 2	1	1	
12	93605-10108	.PIN, DOWEL .PASADOR DE CLAVIJA	1	1	
13	6CB-12172-00	CAMSHAFT 3 ARBOL DE LEVAS 3	1	1	
14	93605-10108	.PIN, DOWEL .PASADOR DE CLAVIJA	1	1	
15	6CB-12182-00	CAMSHAFT 4 ARBOL DE LEVAS 4	1	1	
16	93605-10108	.PIN, DOWEL .PASADOR DE CLAVIJA	1	1	
17	6CB-11567-00	GEAR, DRIVEN 2 ENGRANAJE TRACCION 2	2	2	
18	90119-10050	BOLT, WITH WASHER TORNILLO CON ARANDELA	2	2	
19	6CB-12645-01	PULLEY ASSY 1 POLEA COMPL. 1	1	1	
20	6P2-12623-00	.BOLT .PERNO	1	1	

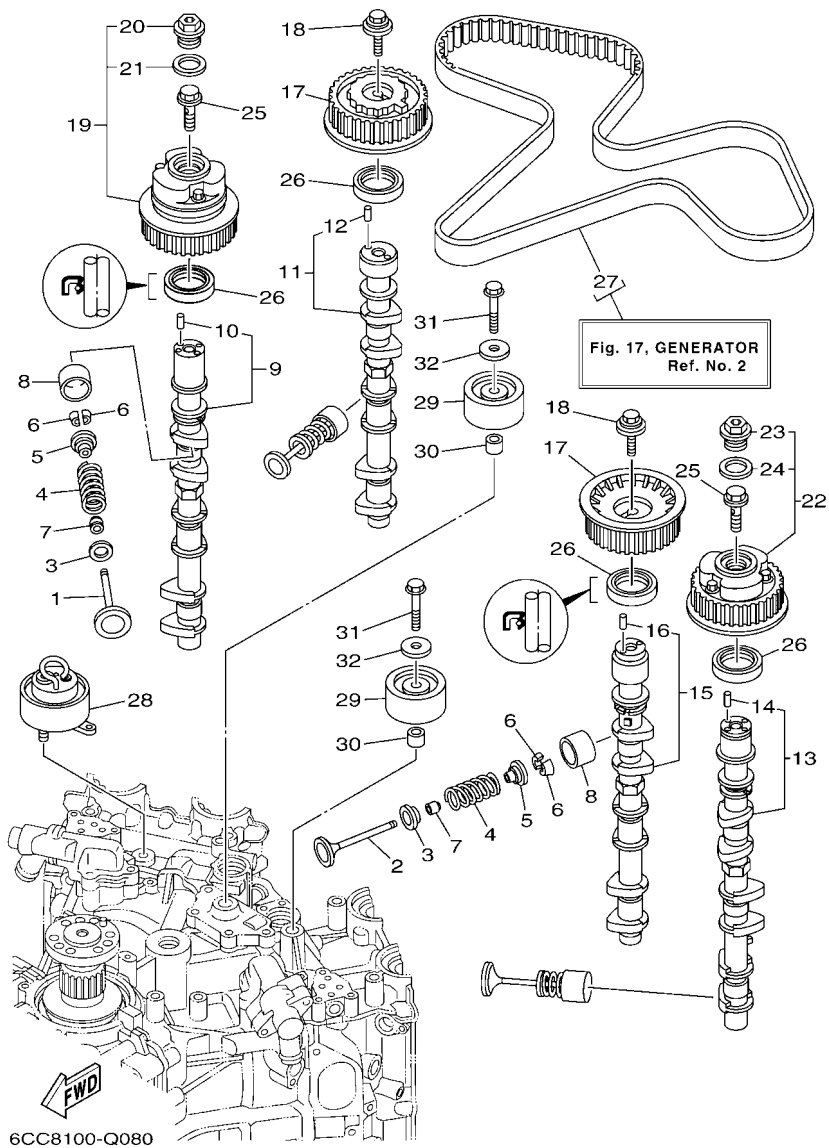


FIG. 8 VALVE

VALVULA

REF. NO.	PART NO. CODIGO N°	DESCRIPTION DESCRIPCION	6CE8	6CF8	REMARKS OBSERVACIONES
21	6P2-12663-00	.GASKET .EMPAQUE	1	1	
22	6CB-1264A-01	PULLEY ASSY 2 POLEA COMPL. 2	1	1	
23	6P2-12623-00	.BOLT .PERNO	1	1	
24	6P2-12663-00	.GASKET .EMPAQUE	1	1	
25	6P2-12615-00	BOLT PERNO	2	2	
26	93102-38008	OIL SEAL SELLO ACEITE	4	4	
27	6CB-W4624-00	BELT (WITH ROTOR BOLTS) CORREA (CON PERNO)	1	1	
28	6CB-11590-02	TENSIONER ASSY TENSOR COMPLET	1	1	
29	6CB-15512-00	GEAR, IDLER 1 ENGRENAJE NEUTRO	2	2	
30	99530-14016	PIN, DOWEL PASADOR, DE ESPIGA	2	2	
31	90119-10M07	BOLT, WITH WASHER TORNILLO CON ARANDELA	2	2	
32	90201-10M01	WASHER, PLATE ARANDELA PLANA	2	2	

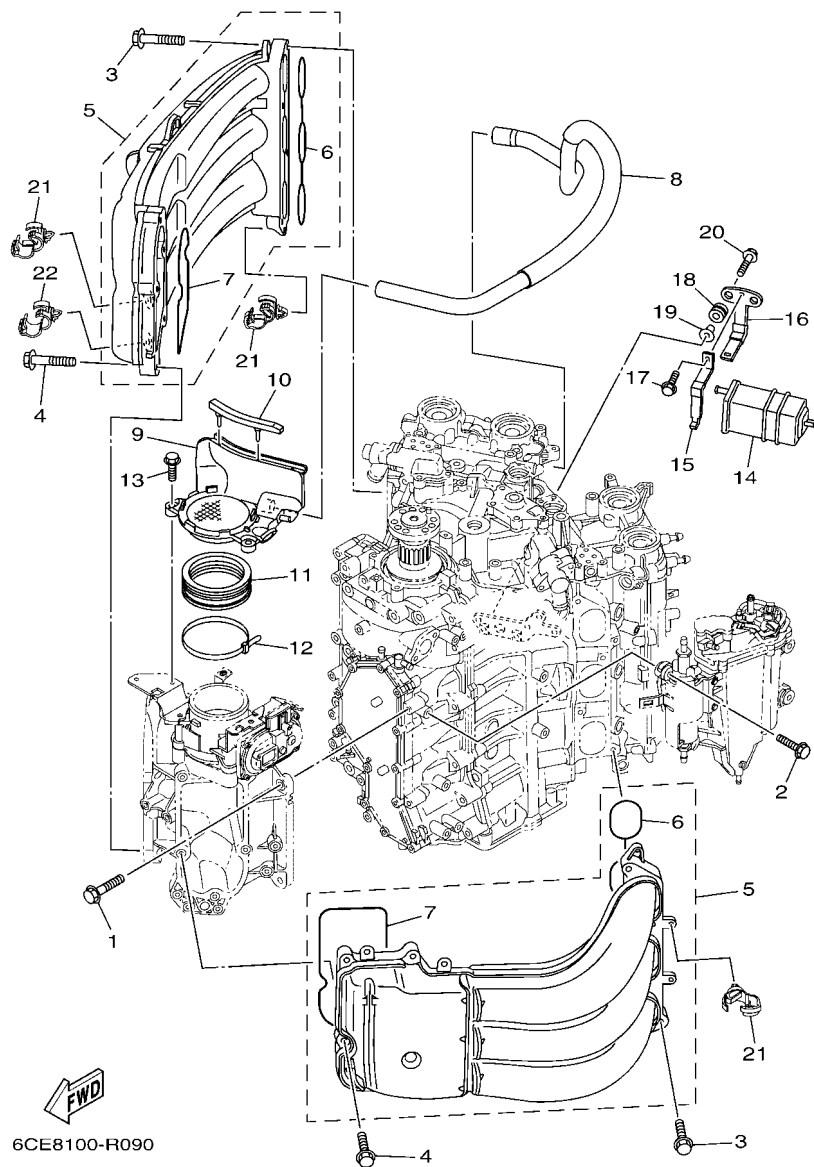


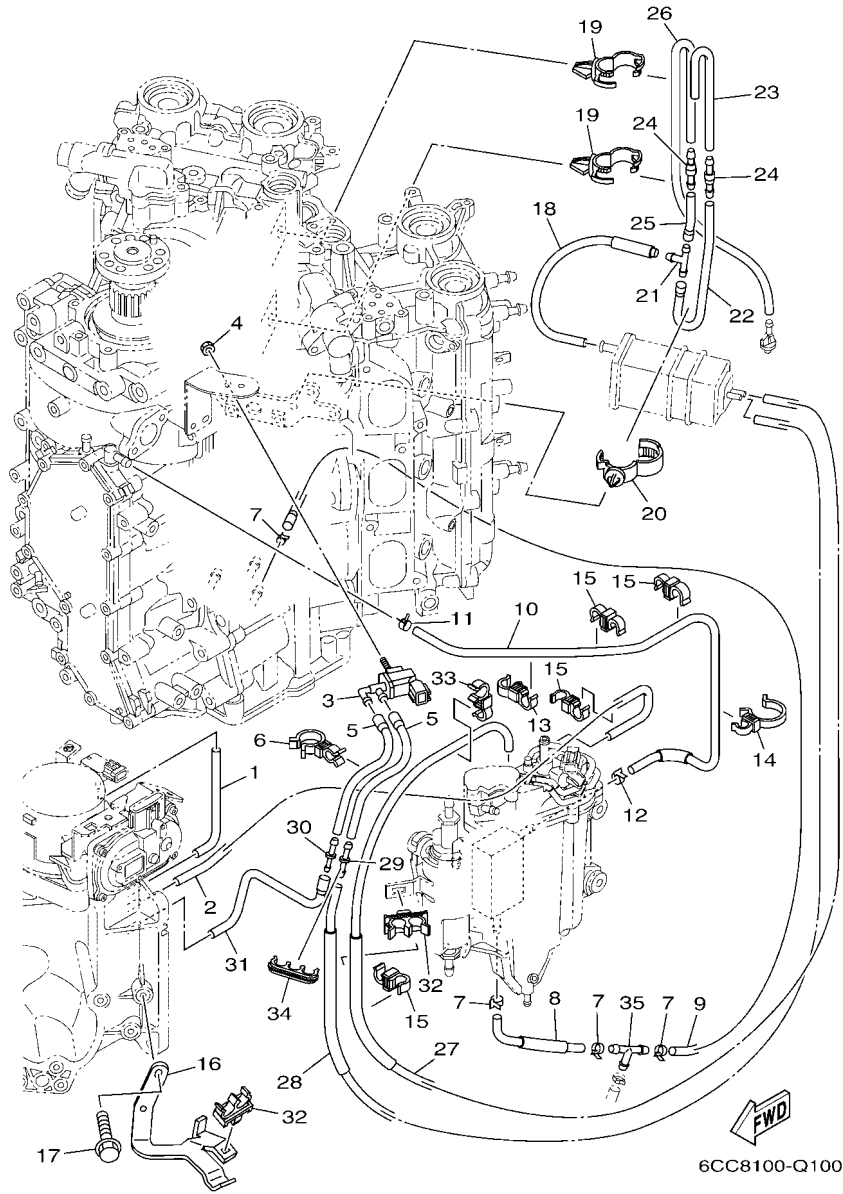
FIG. 9 INTAKE 1

ADMISION 1

REF. NO.	PART NO. CODIGO N°	DESCRIPTION DESCRIPCION	6CE8	6CF6		REMARKS OBSERVACIONES
1	95875-08030	BOLT, FLANGE TORNILLO	4	4		
2	90119-06269	BOLT, WITH WASHER TORNILLO CON ARANDELA	4	4		
3	90119-08020	BOLT, WITH WASHER TORNILLO CON ARANDELA	8	8		
4	90105-06035	BOLT, FLANGE TORNILLO	10	10		
5	6CE-13641-00	MANIFOLD, INTAKE 1 CONECTOR DE ADMISION 1	2	2		
6	6CB-13645-00	.GASKET, MANIFOLD 1 .EMPAQUE	1	1		
7	6CB-13646-00	.GASKET, MANIFOLD 2 .EMPAQ. DE MULTIPLE 2	1	1		
8	6CB-15373-00	PIPE, BREATHER MANGUELA DE RESPIRADERO	1	1		
9	6CB-14440-01	SILENCER ASSY, INTAKE SILENCIADOR COMPL DE ADMISION	1	1		
10	6CB-85547-00	DAMPER AMORTIGUADOR	1	1		
11	6AW-1441J-00	PIPE, SILENCER TUBO	1	1		
12	90464-99004	CLAMP BRIDA	1	1		
13	95895-06020	BOLT, FLANGE TORNILLO DE REBORDE	2	2		
14	69J-24170-00	CANISTER ASSY FRANJA DE DEPOSITO DE COMBUST.	1	1		
15	69J-2419A-01	HOLDER SOSTEN	1	1		
16	69J-2134X-00	BRACKET, CANISTER SOPORTE	1	1		
17	97595-06516	BOLT, WITH WASHER PERNO CON ARANDELA	1	1		
18	90480-10M23	GROMMET TAPON	2	2		
19	90387-06289	COLLAR ESPACIADOR	2	2		
20	90119-06M17	BOLT, WITH WASHER TORNILLO CON ARANDELA	2	2		
21	90464-13249	CLAMP BRIDA	8	8		
22	90464-20181	CLAMP BRIDA	1	1		

FIG. 10 INTAKE 2

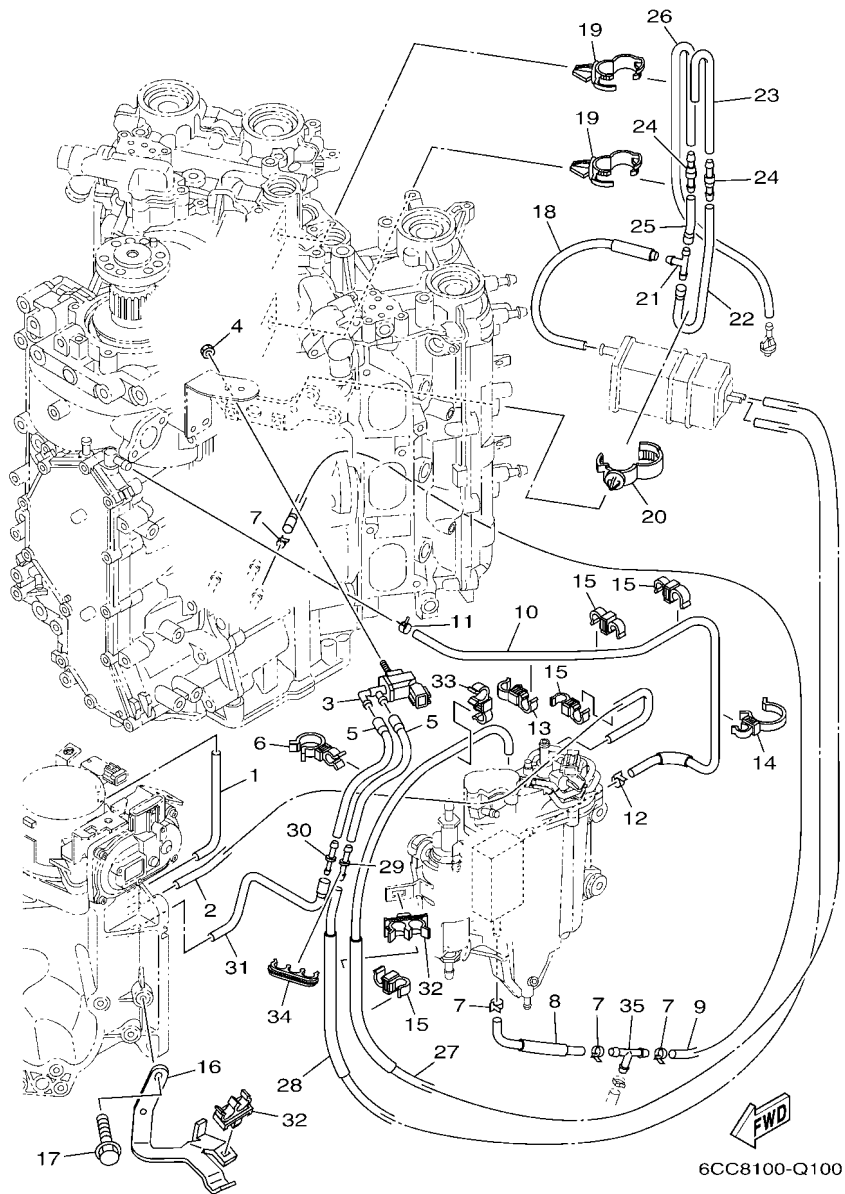
ADMISION 2



REF. NO.	PART NO. CODIGO N°	DESCRIPTION DESCRIPCION	6CE8	6CF8	REMARKS OBSERVACIONES
1	6CB-13533-00	HOSE, VACUUM SENSING 4 MANGUERA, DE VACIO 4	1	1	
2	6CB-13532-10	HOSE, VACUUM SENSING 3 MANGUERA, DE VACIO 3	1	1	
3	6C5-86120-00	SOLENOID VALVE ASSY VALVULA SOLENOIDE CONJ.	1	1	
4	95380-06600	NUT, HEXAGON TUERCA	1	1	
5	6CB-2416A-00	HOSE TUBO DE COMBUSTIBLE	2	2	
6	90464-23001	CLAMP BRIDA	2	2	
7	90465-11M10	CLAMP BRIDA	4	4	
8	6CE-12482-10	PIPE 2 TUBO 2	1	1	
9	90445-097F7	HOSE (L780) TUBO (L780)	1	1	
10	6CB-12484-00	PIPE 4 TUBO 4	1	1	
11	90467-090A0	CLIP PRESILLA	1	1	
12	90465-11M10	CLAMP BRIDA	1	1	
13	90464-12010	CLAMP BRIDA	1	1	
14	90464-26002	CLAMP BRIDA	1	1	
15	90464-09013	CLAMP BRIDA	4	4	
16	6CB-13782-00	STAY SOPORTE	1	1	
17	95895-06016	BOLT, FLANGE TORNILLO DE REBORDE	2	2	
18	6CB-13545-00	HOSE 1 SELLO	1	1	
19	90464-20181	CLAMP BRIDA	2	2	
20	90464-07209	CLAMP BRIDA	1	1	
21	688-24378-00	PIPE, JOINT 3 TUBO DE UNION 3	1	1	
22	6CB-13546-00	HOSE 2 SELLO	1	1	
23	6CB-13547-00	HOSE 3 SELLO	1	1	
24	6E5-21744-00	BREATHER RESPIRADERO	2	2	
25	6CB-13548-00	HOSE, AIR 4 TUBO DE AIRE 4	1	1	
26	6CB-12483-00	PIPE 3 TUBO 3	1	1	
27	6CB-1475A-00	PIPE 1 TUBO 1	1	1	

FIG. 10 INTAKE 2

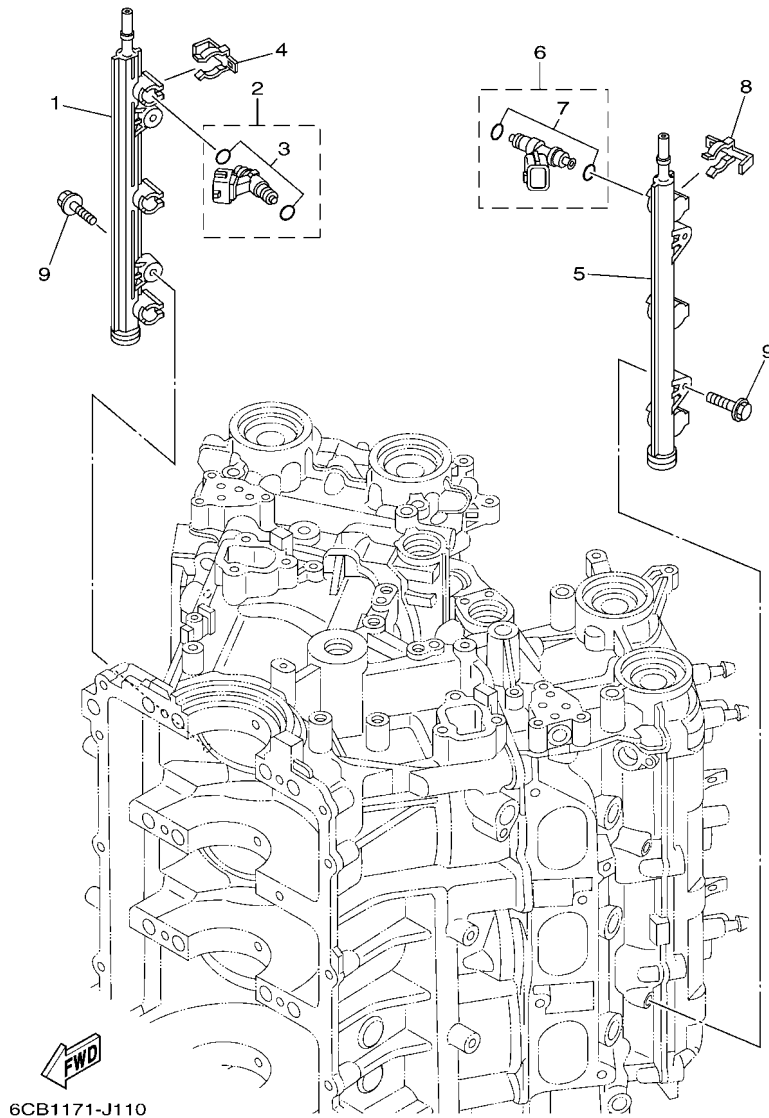
ADMISION 2



REF. NO.	PART NO. CODIGO N°	DESCRIPTION DESCRIPCION	6CE8	6CF8	REMARKS OBSERVACIONES
28	6CB-1475F-00	PIPE 3 TUBO 3	1	1	
29	6G8-24376-00	PIPE, JOINT 1 TUBO DE UNION 1	1	1	
30	6EK-14989-00	ORIFICE, AIR VENT ORIFICIO DE VENTILACION	1	1	
31	6CB-1475G-10	PIPE 4 TUBO 4	1	1	
32	90464-11012	CLAMP BRIDA	2	2	
33	90464-12010	CLAMP BRIDA	1	1	
34	90464-10011	CLAMP BRIDA	1	1	
35	688-24378-00	PIPE, JOINT 3 TUBO DE UNION 3	1	1	

FIG. 12 THROTTLE BODY ASSY 2

CAJA DE ACELERADOR COMPL 2



REF. NO.	PART NO. CODIGO N°	DESCRIPTION DESCRIPCION	6CE8	6CF8	REMARKS OBSERVACIONES
1	6CB-13161-10	PIPE, DELIVERY 1 TUBO CONDUCTOR 1	1	1	
2	6AW-13761-00	INJECTOR INYECTOR	3	3	
3	6AW-1410B-00	.PACKING KIT .JUEGO DE EMPAQUE	1	1	
4	6CB-13577-00	CLIP PRESILLA	3	3	
5	6CB-13171-10	PIPE, DELIVERY 2 TUBO CONDUCTOR 2	1	1	
6	6AW-13761-00	INJECTOR INYECTOR	3	3	
7	6AW-1410B-00	.PACKING KIT .JUEGO DE EMPAQUE	1	1	
8	6CB-13577-00	CLIP PRESILLA	3	3	
9	90105-06M08	BOLT, FLANGE TORNILLO	4	4	

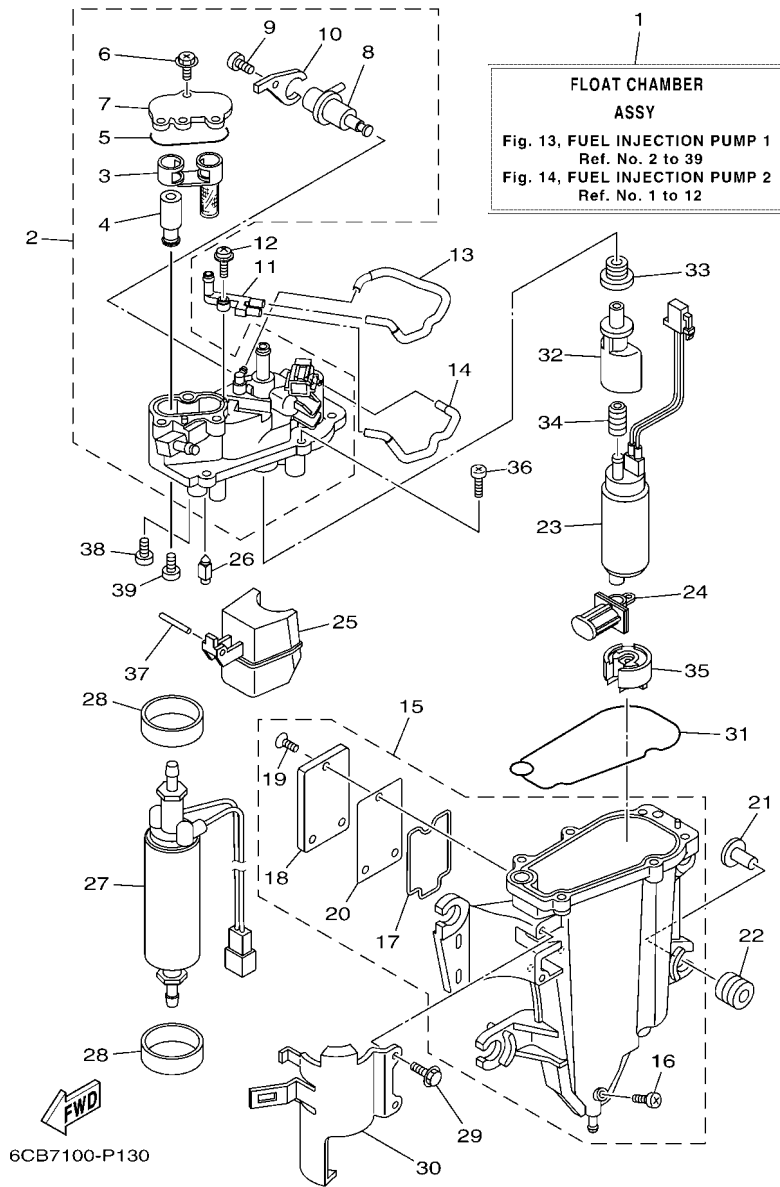


FIG. 13 FUEL INJECTION PUMP 1

BOMBA DE INYECTOR 1

REF. NO.	PART NO. CODIGO N°	DESCRIPTION DESCRIPCION	6CE8	6CF6	REMARKS OBSERVACIONES
1	6CB-14180-10	FLOAT CHAMBER ASSY CAMARA DE BOIA COMPLETE	1	1	EXCEPT FOR BRA EXCEPT FOR BRA
	6CB-14180-20	FLOAT CHAMBER ASSY CAMARA DE BOIA COMPLETE	1	1	FOR BRA FOR BRA
2	6CB-14182-02	COVER, FLOAT CHAMBER TAPA DE CAMARA DE BOIA	1	1	EXCEPT FOR BRA EXCEPT FOR BRA
	6CB-14182-20	COVER, FLOAT CHAMBER TAPA DE CAMARA DE BOIA	1	1	FOR BRA FOR BRA
3	6CB-24501-01	.FILTER, FUEL .FIELTRO	1	1	
4	6CB-24460-00	.RELIEF VALVE ASSY .VALVELA DE DESCOMPRESION	1	1	EXCEPT FOR BRA EXCEPT FOR BRA
	6CB-24460-10	.RELIEF VALVE ASSY .VALVELA DE DESCOMPRESION	1	1	FOR BRA FOR BRA
5	6CB-13016-00	.O-RING .ANILLO O	1	1	
6	6CB-14216-00	.SCREW .TORNILLO	3	3	
7	6CB-24217-00	.COVER .CUBIERTA	1	1	EXCEPT FOR BRA EXCEPT FOR BRA
	6CB-24217-10	.COVER .CUBIERTA	1	1	FOR BRA FOR BRA
8	6CB-13906-01	.REGULATOR, PRESSURE .REGULADOR	1	1	
9	6CB-14564-00	.SCREW .TORNILLO	1	1	
10	6CB-14146-00	.PLATE .PLACA SOPORTE	1	1	
11	68V-24379-10	PIPE, JOINT 4 TUBO DE UNION 4	1	1	
12	68V-14216-00	SCREW TORNILLO	1	1	
13	6CB-1475H-00	PIPE 5 TUBO 5	1	1	
14	6CB-1475J-00	PIPE 6 TUBO 6	1	1	
15	6CB-14181-01	BODY, FLOAT CHAMBER 1 CUERPO DE CAMARA DE BOIA	1	1	
16	6P2-14191-00	.PLUG, DRAIN .TORNILLO, DE DRENAJE	1	1	
17	6CB-14239-00	.SEAL .SELLO	1	1	
18	6CB-24452-10	.COVER .CUBIERTA	1	1	
19	6CB-14429-01	.SCREW .TORNILLO	3	3	
20	6CB-24482-00	.GASKET 1 .EMPAQUE 1	1	1	
21	63P-13716-00	COLLAR COLLAR	4	4	
22	6CB-13593-00	DAMPER COJINETE DE RODILLOS	4	4	
23	6CB-13907-10	FUEL PUMP COMP. BOMBA DE COMBUSTIBLE COMPLETA	1	1	EXCEPT FOR BRA EXCEPT FOR BRA

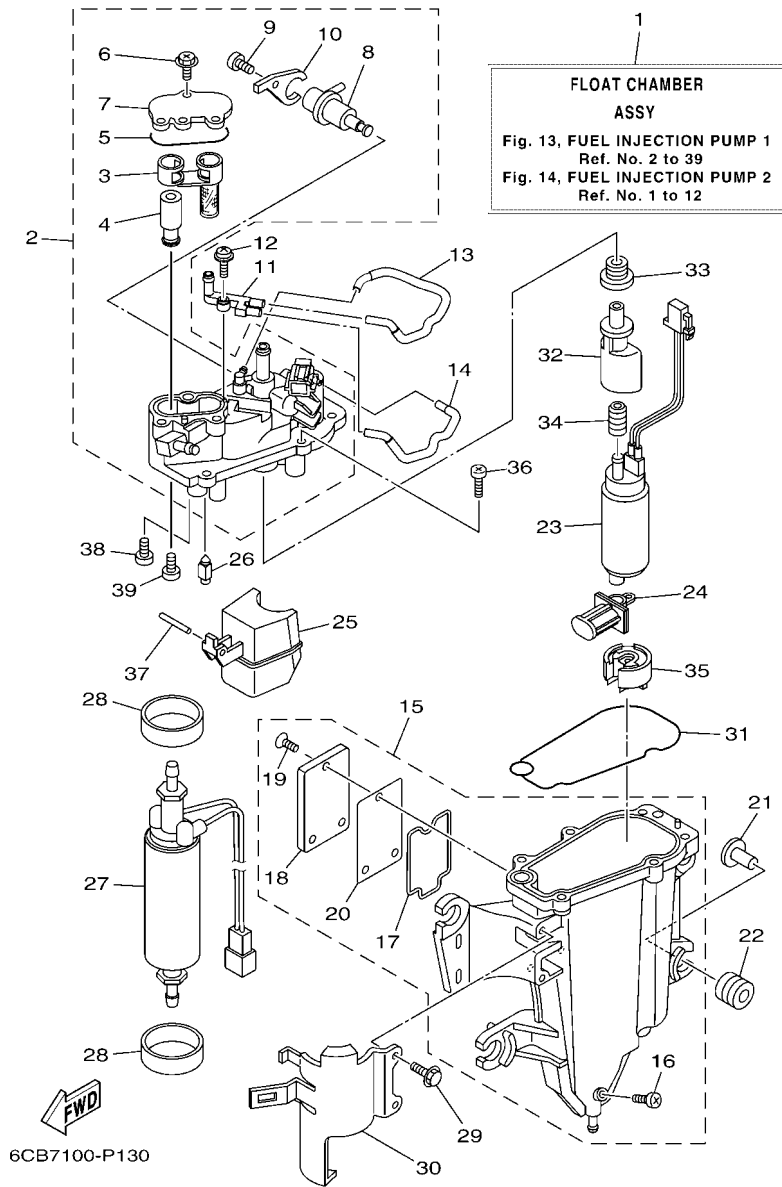


FIG. 13 FUEL INJECTION PUMP 1

BOMBA DE INYECTOR 1

REF. NO.	PART NO. CODIGO N°	DESCRIPTION DESCRIPCION	6CE8	6CF6	REMARKS OBSERVACIONES
23	6CB-13907-20	FUEL PUMP COMP. BOMBA DE COMBUSTIBLE COMPLETA	1	1	FOR BRA FOR BRA
24	63P-13915-00	FILTER FILTRO	1	1	
25	6CB-14985-00	FLOAT BOIA	1	1	
26	6CB-14546-00	VALVE, NEEDLE VALVULA DE AGUJA	1	1	
27	6CB-24410-00	FUEL PUMP ASSY BOMBA DE COMBUSTIBLE COMPLETA	1	1	
28	6CB-24492-00	BUSH, FUEL PUMP BUJE	2	2	
29	6CB-24592-00	BOLT TORNILLO	2	2	
30	6CB-24491-00	BRACKET, FUEL PUMP SOPORTE BOMBA COMBUSTIBLE	1	1	
31	6CB-14984-00	GASKET, FLOAT CHAMBER EMPAQUE CAMARA DE BOIA	1	1	
32	6AW-13132-00	JOINT JUNTA	1	1	
33	6CB-1447B-00	BUSH 1 BUJE 1	1	1	
34	6AW-13781-00	DAMPER, PUMP AMORTIGUADOR DE BOMBA	1	1	
35	6AW-13784-00	COVER, PUMP CUBIERTA DE BOMBA	1	1	
36	63P-14567-00	SCREW TORNILLO	6	6	
37	6P2-14386-00	PIN, FLOAT PASADOR DE BOIA	1	1	
38	4SV-24453-00	SCREW TORNILLO	1	1	EXCEPT FOR BRA EXCEPT FOR BRA
	69J-24453-00	SCREW TORNILLO	1	1	FOR BRA FOR BRA
39	98507-04008	SCREW, PAN HEAD TORNILLO DE CABEZA CON PLANA	1	1	EXCEPT FOR BRA EXCEPT FOR BRA
	68V-14592-10	SCREW TORNILLO	1	1	FOR BRA FOR BRA

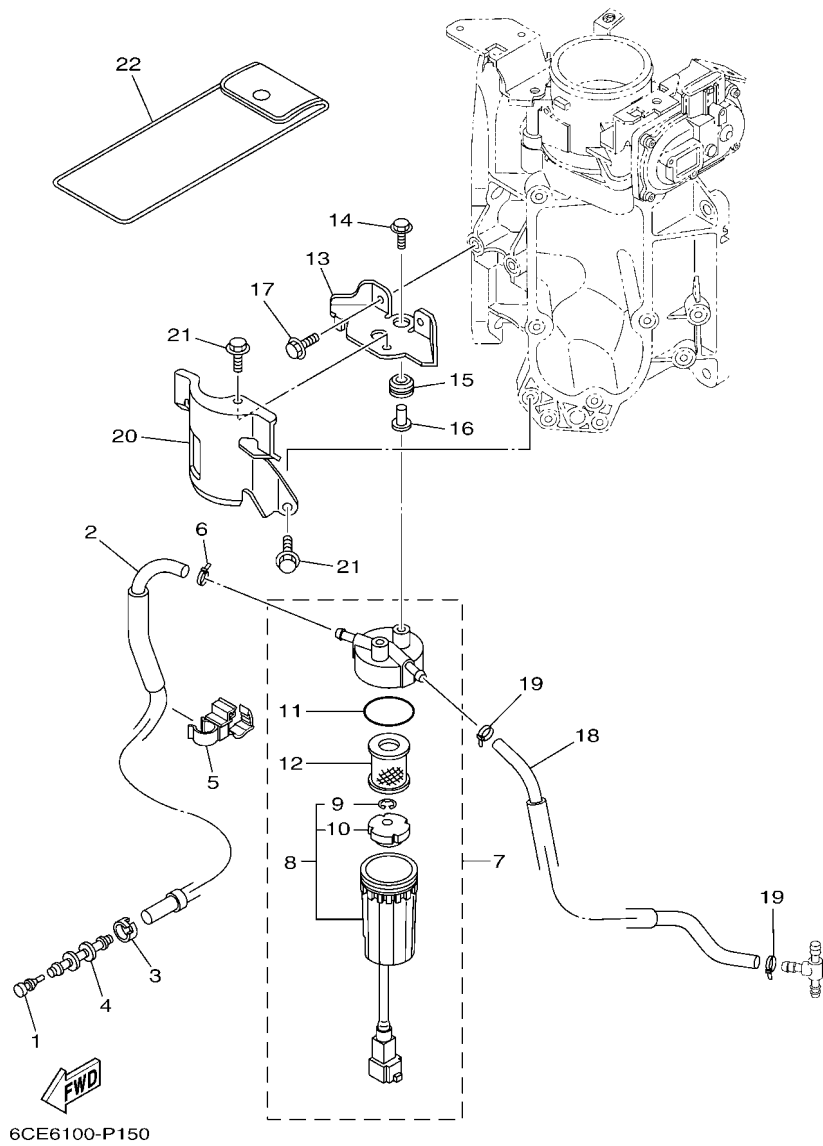


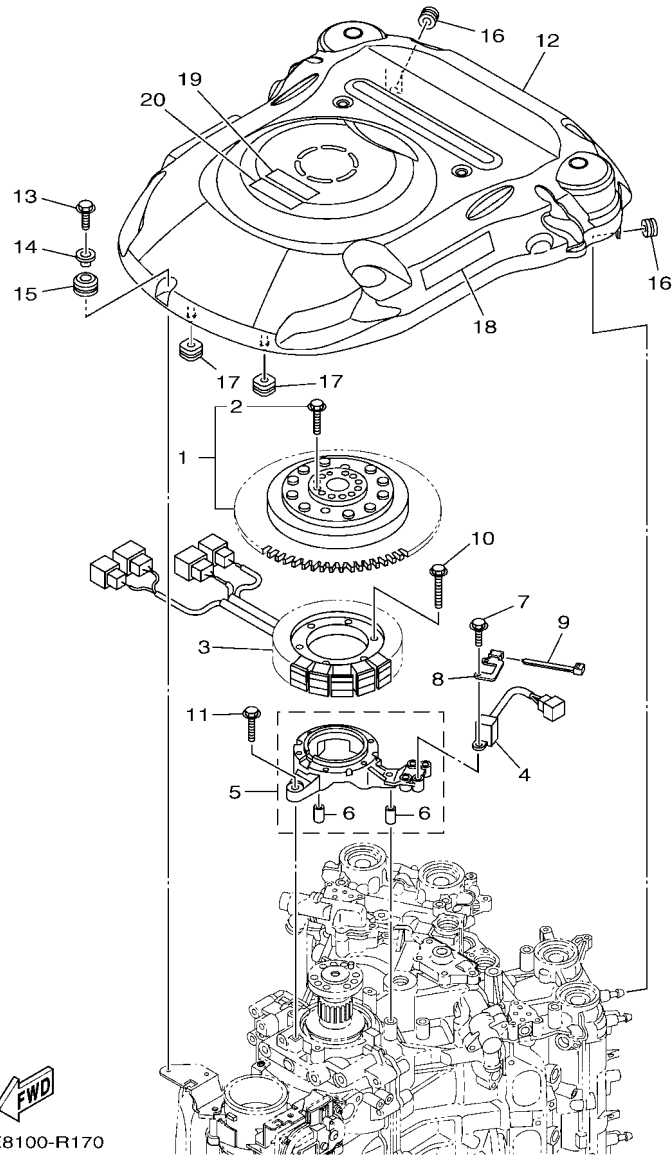
FIG. 15 FUEL 1

COMBUSTIBLE 1

REF. NO.	PART NO. CODIGO N°	DESCRIPTION DESCRIPCION	6CE8	6CF8	REMARKS OBSERVACIONES
1	689-85547-00	DAMPER AMORTIGUADOR	1	1	
2	6CB-24314-01	PIPE 4 TUBO 4	1	1	EXCEPT FOR CAR
	6CB-24314-11	PIPE 4 TUBO 4	1	1	EXCEPT FOR CAR
3	6E5-24351-51	BAND 1 ABRAZADERA 1	1	1	FOR CAR
4	6AW-24377-01	PIPE, JOINT 2 TUBO DE UNION 2	1	1	FOR CAR
5	90464-12012	CLAMP BRIDA	1	1	
6	90465-11M10	CLAMP BRIDA	1	1	
7	6P3-24560-22	FILTER ASSY FILTRO COMPLETO	1	1	
8	6P3-24562-21	.CUP, FILTER .COPA DE FILTRO	1	1	
9	6P3-24519-00	.CLIP .PRESILLA	1	1	
10	6P3-24469-00	..FLOAT, WATER LEVEL ..BOIA	1	1	
11	6P3-24564-00	.GASKET .EMPAQUE	1	1	
12	6P3-24563-01	.ELEMENT, FILTER .ELEMENTO DEL FILTRO	1	1	
13	6CB-24566-00	BRACKET, FILTER SOPORTE DEL FILTRO	1	1	
14	90119-06M17	BOLT, WITH WASHER TORNILLO CON ARANDELA	2	2	
15	90480-10M23	GROMMET TAPON	2	2	
16	90387-06289	COLLAR ESPACIADOR	2	2	
17	95895-06016	BOLT, FLANGE TORNILLO DE REBORDE	2	2	
18	6CB-24313-00	PIPE 3 TUBO 3	1	1	EXCEPT FOR CAR
	6CB-24313-10	PIPE 3 TUBO 3	1	1	EXCEPT FOR CAR
19	90465-11M10	CLAMP BRIDA	2	2	
20	6CB-24596-01	COVER CUBIERTA	1	1	
21	95895-06014	BOLT, FLANGE TORNILLO DE REBORDE	2	2	
22	69J-28100-01	TOOL KIT JUEGO DE HERRAMIENTAS	1	1	UR
	67F-28100-10	TOOL KIT JUEGO DE HERRAMIENTAS	1	1	UR

FIG. 17 GENERATOR

GENERADOR

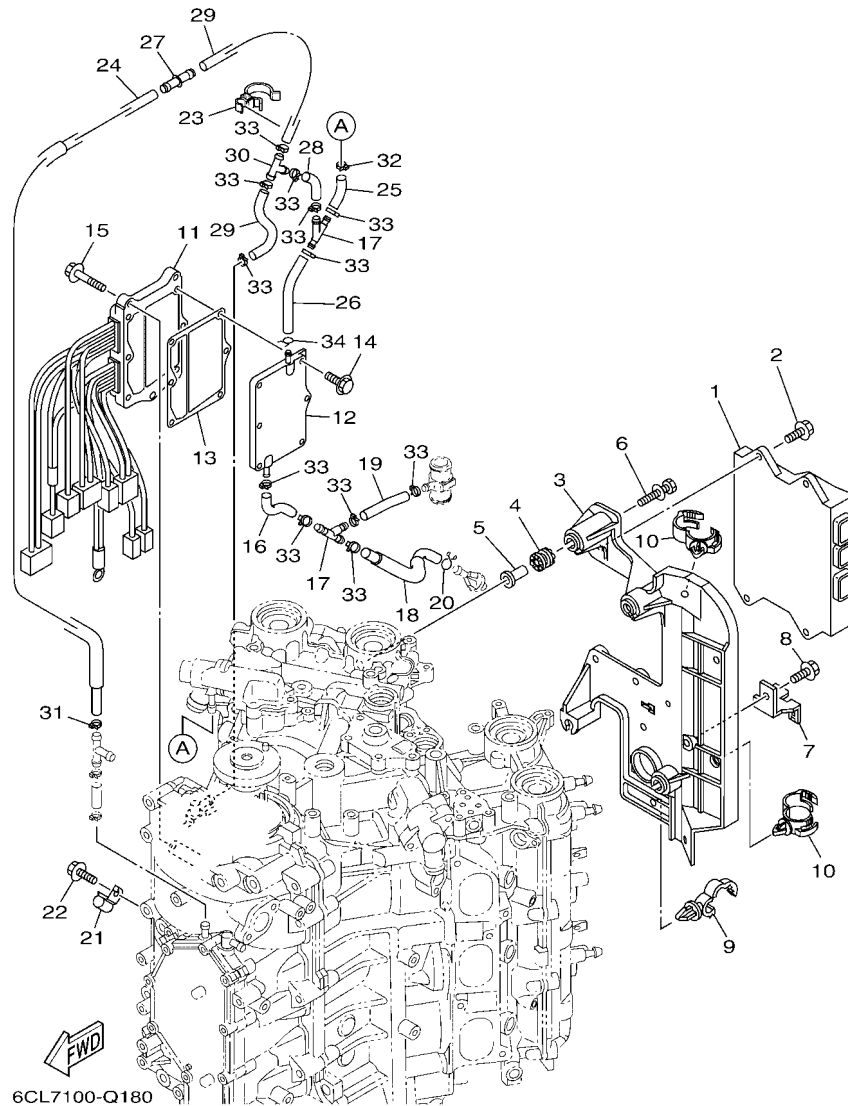


6CE8100-R170

REF. NO.	PART NO. CODIGO N°	DESCRIPTION DESCRIPCION	6CE8	6CF6	REMARKS OBSERVACIONES
1	6CE-W8145-01	ROTOR ASSY WITH BOLTS ROTOR COMPLETO CON TORNILLO	1	1	
2	6AW-W9011-00	.BOLT SET (FOR ROTOR ASSY) .JUEGO DE TORNILLO (PARA ROTOR)	1	1	
3	6CE-81410-00	STATOR ASSY ESTATOR COMPLETO	1	1	
4	6CB-85580-00	COIL, PULSER BOBINA DE PULSACION	1	1	
5	6CB-85561-00	BASE, MAGNETO BASE DE MAGNETO	1	1	
6	99530-08012	.PIN, DOWEL .PASADOR, DE ESPIGA	2	2	
7	97595-05520	BOLT, WITH WASHER PERNO CON ARANDELA	2	2	
8	6CE-85592-00	STAY, PULSER SOPORTE, BOBINA DE PULSACION	1	1	
9	90465-11M10	CLAMP BRIDA	1	1	
10	95022-06035	BOLT, FLANGE PERNO, DE BRIDA	6	6	
11	95895-06030	BOLT, FLANGE TORNILLO DE REBORDE	4	4	
12	6CE-81337-01	COVER, FLYWHEEL CUBIERTA DE VOLANTE	1	1	
13	95895-06020	BOLT, FLANGE TORNILLO DE REBORDE	1	1	
14	90387-06285	COLLAR ESPACIADOR	1	1	
15	90480-15M31	GROMMET TAPON	1	1	
16	90480-12314	GROMMET TAPON	2	2	
17	6CB-85516-00	SPACER ESPACIADOR	2	2	
18	6CE-13437-61	MARK, CAUTION MARKER	1	1	
19	6EE-81994-40	LABEL, SAFETY ETIQUETA DE SEGURIDAD	1	1	EXCEPT FOR BRA
	6AH-81994-70	LABEL, SAFETY ETIQUETA DE SEGURIDAD	1	1	EXCEPT FOR BRA
					FOR BRA
20	6EE-81994-50	LABEL, SAFETY ETIQUETA DE SEGURIDAD	1	1	FOR CAR
					FOR CAR

FIG. 18 ELECTRICAL 1

EQUIPO ELECTRICO 1

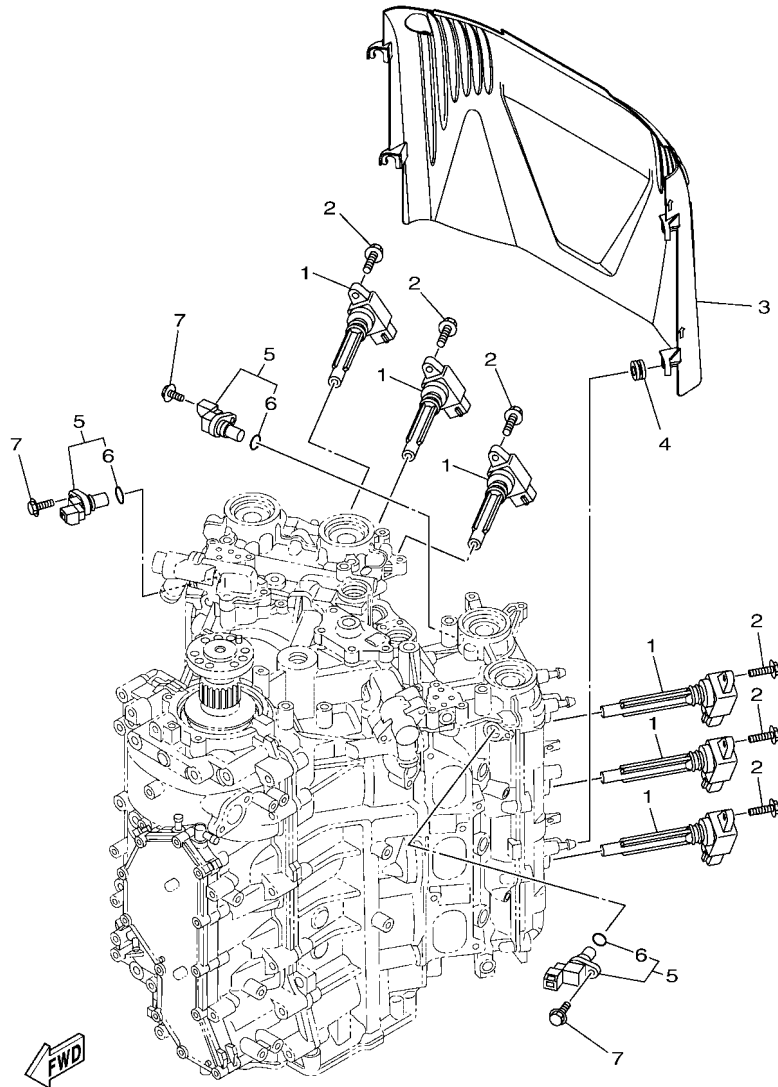


REF. NO.	PART NO. CODIGO N°	DESCRIPTION DESCRIPCION	6CE8	6CF6	REMARKS OBSERVACIONES
1	6CE-8591A-11	ENGINE CONTROL UNIT ASSY UNIDAD CONTROL	1	1	EXCEPT FOR BRA EXCEPT FOR BRA FOR BRA FOR BRA
	6CE-8591A-20	ENGINE CONTROL UNIT ASSY UNIDAD CONTROL	1	1	
2	95895-06020	BOLT, FLANGE TORNILLO DE REBORDE	4	4	
3	6CB-82316-01	BRACKET, IGNITION COIL SOPORTE BOBINA ENCENDIDO	1	1	
4	64J-85516-00	SPACER ESPACIADOR	4	4	
5	69M-42758-01	COLLAR COLLAR	4	4	
6	90119-06M56	BOLT, WITH WASHER TORNILLO CON ARANDELA	4	4	
7	6BR-81845-00	PLATE PLACA	1	1	
8	95895-06012	BOLT, FLANGE TORNILLO DE REBORDE	1	1	
9	90464-13249	CLAMP BRIDA	1	1	
10	90464-20181	CLAMP BRIDA	2	2	
11	6CE-81960-01	RECTIFIER & REGULATOR ASSY RECTIFICADOR Y REGULADOR	1	1	
12	6CE-81972-00-9S	COVER, RECTIFIER CUBIERTA DE RECTIFICADOR	1	1	
13	6CE-81975-00	PLATE, RECTIFIER FITTING PLACA ACCESORIA RECTIF.	1	1	
14	90119-06MA3	BOLT, WITH WASHER TORNILLO CON ARANDELA	6	6	
15	95895-06025	BOLT, FLANGE TORNILLO DE REBORDE	3	3	
16	6CE-1248A-00	PIPE 8 TUBO 8	1	1	
17	6CE-24377-00	PIPE, JOINT 2 TUBO DE UNION 2	2	2	
18	6CE-12483-00	PIPE 3 TUBO 3	1	1	
19	90445-107A5	HOSE (L30) TUBO (L30)	1	1	
20	90467-08M18	CLIP PRESILLA	1	1	
21	90462-06013	CLAMP BRIDA	1	1	
22	95023-06012	BOLT TORNILLO	1	1	
23	90464-26002	CLAMP BRIDA	1	1	
24	6CE-12481-10	PIPE 1 TUBO 1	1	1	
25	6CE-14872-00	PIPE 2 TUBO 2	1	1	
26	6CE-12485-00	PIPE 5 TUBO 5	1	1	

FIG. 19 ELECTRICAL 2

EQUIPO ELECTRICO 2

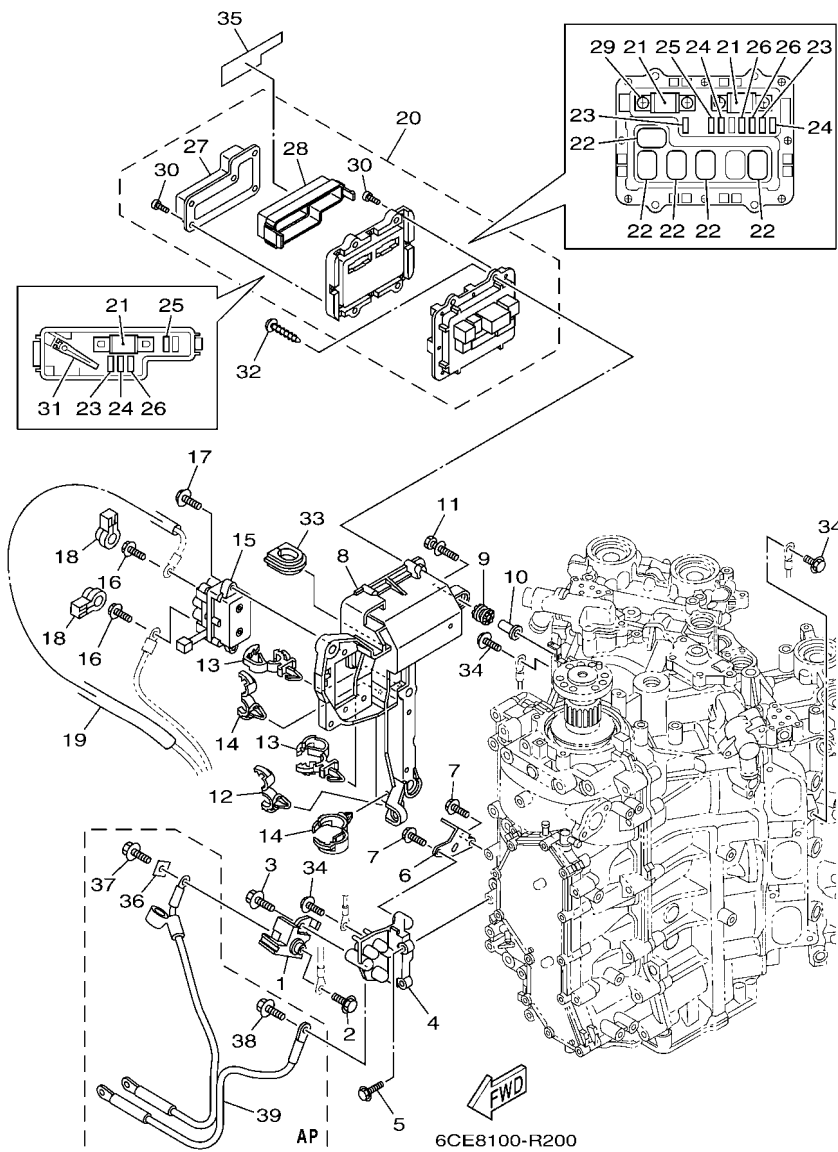
REF. NO.	PART NO. CODIGO N°	DESCRIPTION DESCRIPCION	6CE8	6CF6	REMARKS OBSERVACIONES
1	6CB-82310-00	IGNITION COIL ASSY BOBINA DE ENCENDIDO COMPLETA	6	6	
2	95895-06025	BOLT, FLANGE TORNILLO DE REBORDE	6	6	
3	6CB-82314-00	COVER, IGNITION COIL CUBIERTA BOBINA ENCENDIDO	1	1	
4	90480-12314	GROMMET TAPON	4	4	
5	6P2-85896-00	SENSOR, CAM POSITION SENSOR DE LEVA	3	3	
6	6P2-85075-00	O-RING ANILLO-O	1	1	
7	97595-06520	BOLT, WITH WASHER PERNO CON ARANDELA	3	3	



6CE8100-R190

FIG. 20 ELECTRICAL 3

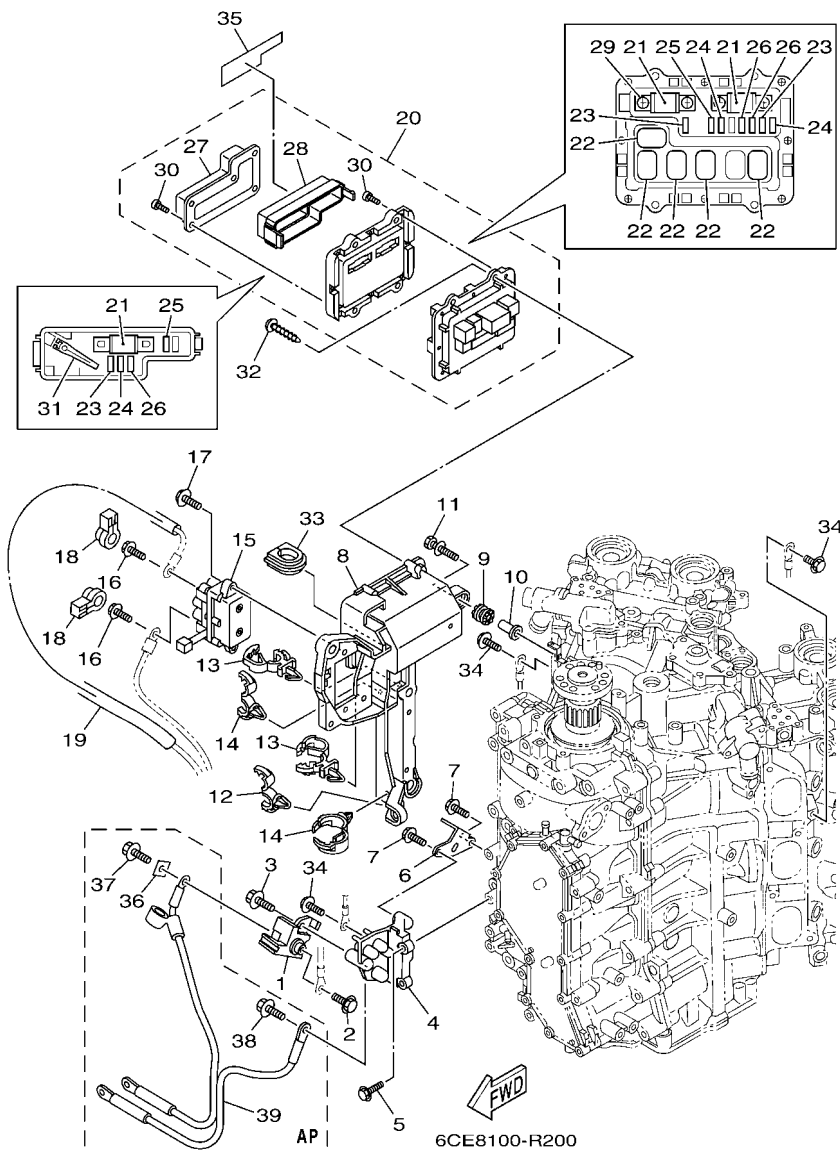
EQUIPO ELECTRICO 3



REF. NO.	PART NO. CODIGO N°	DESCRIPTION DESCRIPCION	6CE8	6CF6	REMARKS OBSERVACIONES
1	6P2-81925-01	TERMINAL TERMINAL	1	1	
2	95895-08016	BOLT, FLANGE TORNILLO DE REBORDE	1	1	
3	95814-08020	BOLT, FLANGE TORNILLO	1	1	
4	6CB-81929-00	BRACKET, TERMINAL SOPORTE	1	1	
5	95895-06020	BOLT, FLANGE TORNILLO DE REBORDE	2	2	
6	6CE-82588-00	PLATE PLACA	1	1	
7	95895-06016	BOLT, FLANGE TORNILLO DE REBORDE	2	2	
8	6CB-81948-01	BRACKET SOPORTE	1	1	
9	64J-85516-00	SPACER ESPACIADOR	5	5	
10	69M-42758-01	COLLAR COLLAR	5	5	
11	90119-06M56	BOLT, WITH WASHER TORNILLO CON ARANDELA	5	5	
12	90464-13249	CLAMP BRIDA	1	1	
13	90464-12183	CLAMP BRIDA	2	2	
14	90464-20181	CLAMP BRIDA	2	2	
15	6AW-81950-00	RELAY ASSY RELE COMPLETO	1	1	
16	97595-06610	BOLT, WITH WASHER PERNO CON ARANDELA	2	2	
17	97513-06520	BOLT, WITH WASHER PERNO CON ARANDELA	2	2	
18	6P2-8183X-00	CAP, TERMINAL CUBIERTA DE TERMINAL	2	2	
19	90446-15003	HOSE (L100) TUBO (L100)	1	1	
20	6CE-82170-11	FUSE BOX ASSY CAJA DE FUSIBLES COMPL.	1	1	
21	6CE-82151-00	.FUSE (100A) .FUSIBLE (100A)	3	3	
22	6AW-8195A-00	.RELAY ASSY .RELE COMPLETO	5	5	
23	67F-82151-40	.FUSE (10A) .FUSIBLE (10A)	3	3	
24	67F-82151-50	.FUSE (15A) .FUSIBLE (15A)	3	3	
25	67F-82151-00	.FUSE (20A) .FUSIBLE (20A)	2	2	
26	67F-82151-10	.FUSE (30A) .FUSIBLE (30A)	3	3	
27	6CB-81639-10	.COVER .TAPA	1	1	

FIG. 20 ELECTRICAL 3

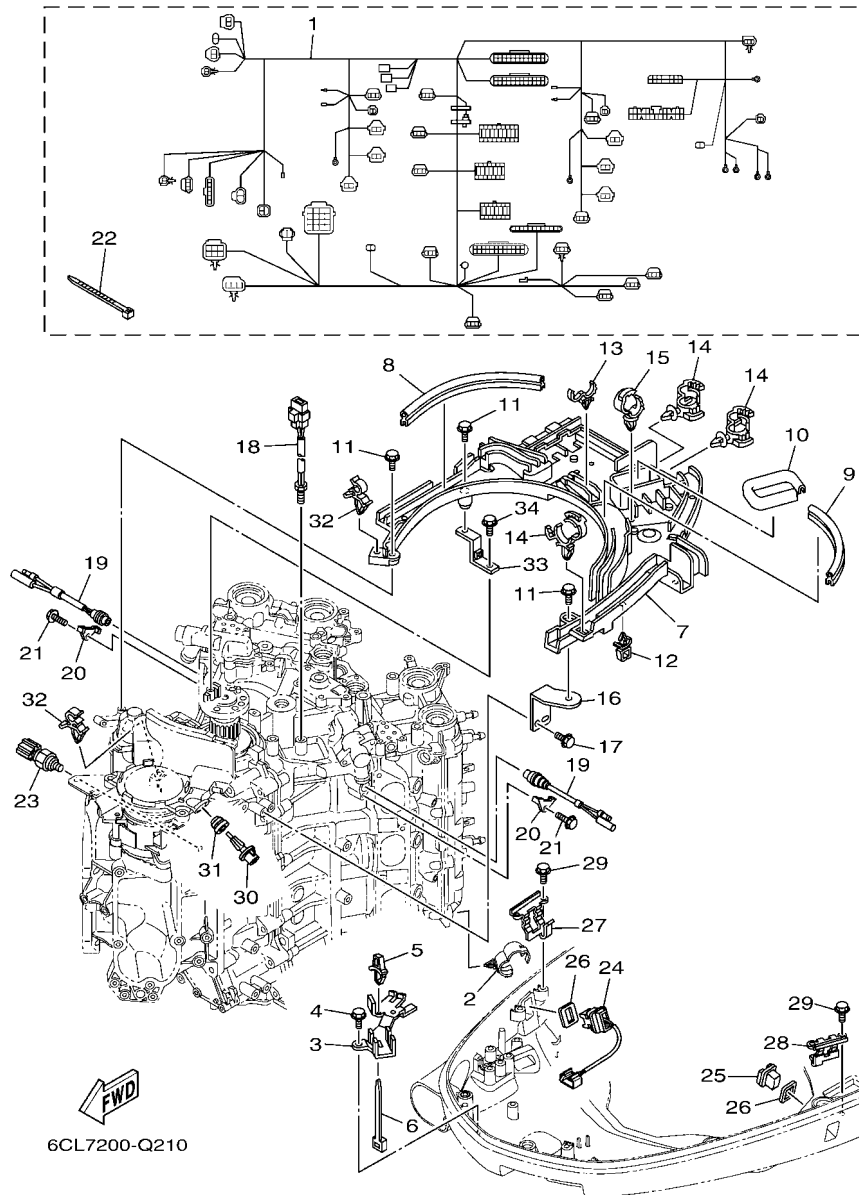
EQUIPO ELECTRICO 3



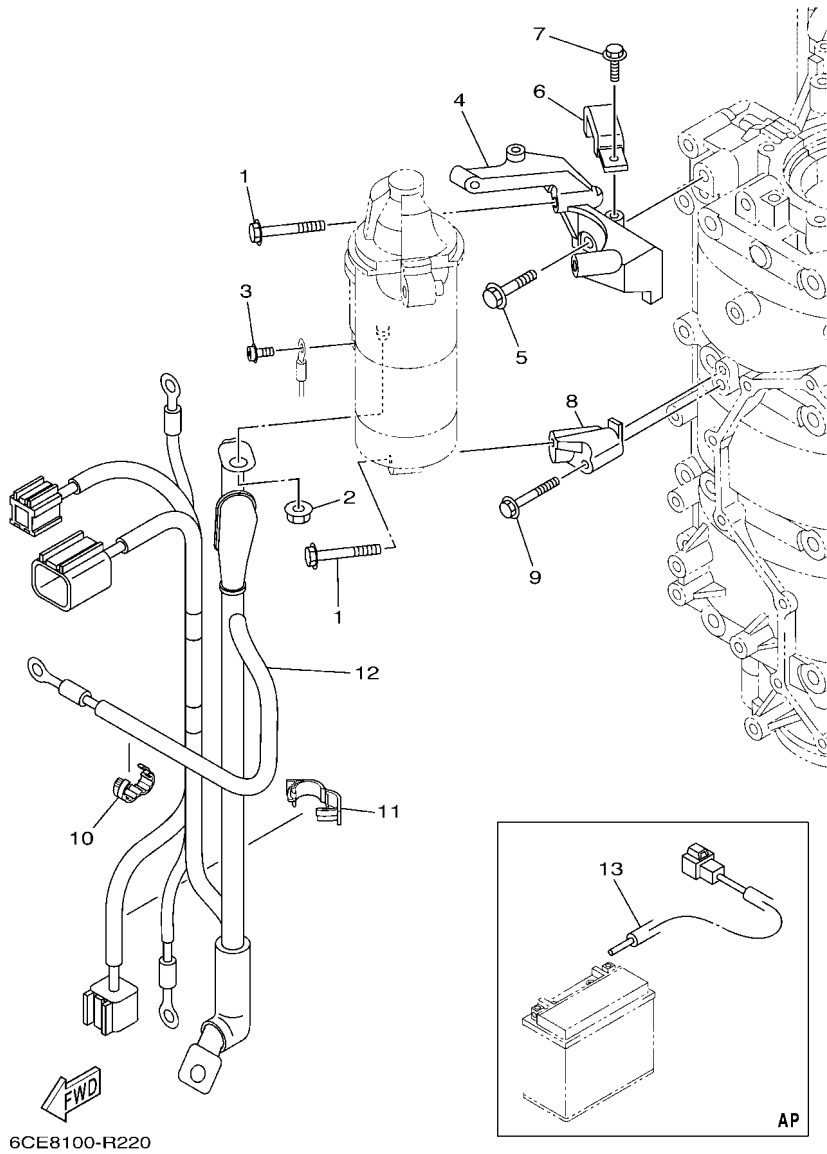
REF. NO.	PART NO. CODIGO N°	DESCRIPTION DESCRIPCION	6CE8	6CF6	REMARKS OBSERVACIONES
28	6CB-85544-00	.CASE .CAJA	1	1	
29	68F-82846-00	.SCREW, PAN HEAD (M5) .TORNILLO (M5)	4	4	
30	6P2-82113-00	.SCREW (M3) .TORNILLO (M3)	13	13	
31	67F-2812A-00	.PULLER, FUSE .TIRADOR DE FUSIBLE	1	1	
32	97780-50620	SCREW, TAPPING TORNILLO DE CABEZA DE CONO ACH	4	4	
33	6P2-81336-00	GROMMET TAPON PROTECTOR	1	1	
34	97595-06516	BOLT, WITH WASHER PERNO CON ARANDELA	5	5	
35	6CE-81919-20	GRAPHIC, REGULATOR CALCAMONIA DE REGULADOR	1	1	
36	6CB-81923-00	WASHER ARANDELA	1	1	AP
37	95895-08016	BOLT, FLANGE TORNILLO DE REBORDE	1	1	AP
38	95895-08016	BOLT, FLANGE TORNILLO DE REBORDE	1	1	AP
39	6CB-82105-01	BATTERY CABLE CABLE DE BATERIA	1	1	AP

FIG. 21 ELECTRICAL 4

EQUIPO ELECTRICO 4



REF. NO.	PART NO. CODIGO N°	DESCRIPTION DESCRIPCION	6CE8	6CF6	REMARKS OBSERVACIONES
1	6CE-82590-04	WIRE HARNESS ASSY CONJUNTO DE CABLES	1	1	
2	90464-20181	CLAMP BRIDA	4	4	
3	6CB-82594-00	CLAMP GRAMPA	1	1	
4	95895-06012	BOLT, FLANGE TORNILLO DE REBORDE	2	2	
5	90464-06001	CLAMP BRIDA	1	1	
6	90465-13M24	CLAMP BRIDA	1	1	
7	6CB-82589-01	PROTECTOR, WIRE HARNESS PROTECTOR DE ARNES DE CABLE	1	1	
8	6BG-42617-00	DAMPER, FORM HULE DE FORMA	1	1	
9	6CB-42617-00	DAMPER, FORM HULE DE FORMA	1	1	
10	6CB-42629-00	SEAL SELLO 2	1	1	
11	95895-06020	BOLT, FLANGE TORNILLO DE REBORDE	5	5	
12	90464-11121	CLAMP BRIDA	1	1	
13	90464-18246	CLAMP BRIDA	1	1	
14	90464-12183	CLAMP BRIDA	4	4	
15	90464-20181	CLAMP BRIDA	2	2	
16	6CB-82388-00	PLATE PLACA	1	1	
17	95895-06016	BOLT, FLANGE TORNILLO DE REBORDE	2	2	
18	6CB-85790-00	THERMOSENSOR ASSY TERMICA SENSORIO	1	1	
19	6P2-82560-01	THERMO SWITCH ASSY INTER. DE TERMO	2	2	
20	6E9-82588-00	PLATE PLACA	2	2	
21	95895-06012	BOLT, FLANGE TORNILLO DE REBORDE	2	2	
22	90465-14M66	CLAMP BRIDA	1	1	
23	6AW-83651-00	SENDER, OIL PRESSURE TRASMISOR DE PRESION DE ACEITE	1	1	
24	6BR-82563-01	TRIM & TILT SWITCH ASSY INTERRUPTOR DE INCLINACION	1	1	
25	69J-42723-01	COVER, BOTTOM CUBIERTA INFERIOR	1	1	
26	69J-82587-00	GASKET EMPAQUETADURA	2	2	
27	63P-83614-01	BRACKET SOPORTE	1	1	

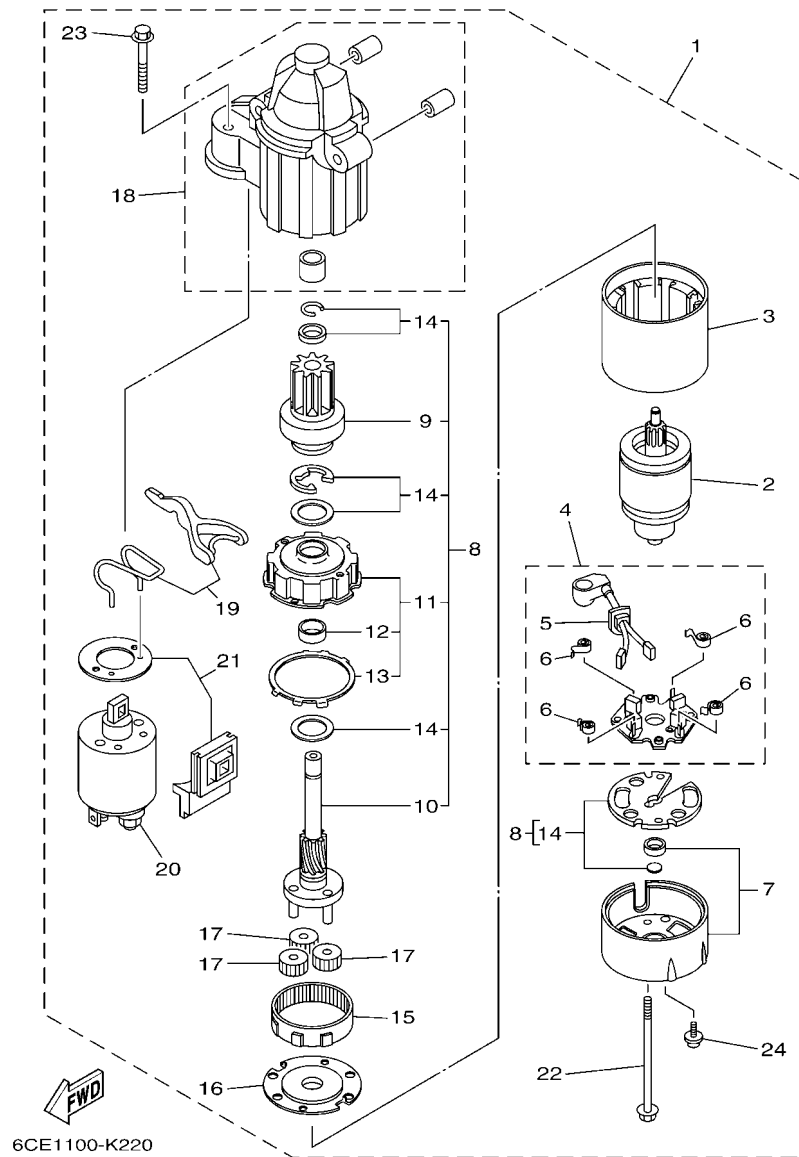


6CE8100-R220

FIG. 22 ELECTRICAL 5

EQUIPO ELECTRICO 5

REF. NO.	PART NO. CODIGO N°	DESCRIPTION DESCRIPCION	6CE8	6CF6		REMARKS OBSERVACIONES
1	97513-08545	BOLT, WITH WASHER PERNO CON ARANDELA	3	3		
2	90179-08003	NUT TUERCA	1	1		
3	97985-04308	SCREW, WITH WASHER TORNILLO, CON ARANDELA	1	1		
4	6CB-81822-02	BRACKET, STARTING MOTOR SOPORTE DE MOTOR DE ARRANQUE	1	1		
5	90105-08M87	BOLT, FLANGE TORNILLO	2	2		
6	6CB-81443-00	CLAMP, LEAD 1 GRAMPA DE CABLE 1	1	1		
7	95895-06016	BOLT, FLANGE TORNILLO DE REBORDE	1	1		
8	6CB-81823-A0	STAY, STARTING MOTOR SUPORTE	1	1		
9	90105-06151	BOLT, FLANGE TORNILLO	1	1		
10	90464-13227	CLAMP BRIDA	1	1		
11	90464-18004	CLAMP BRIDA	1	1		
12	6CE-8259M-00	WIRE HARNESS ASSY 2 ARNES DE CABLES	1	1		
13	6CE-81949-00	WIRE, LEAD (ISOLATOR CABLE) CABLE CONDUCTOR	1	1		AP AP



6CE1100-K220

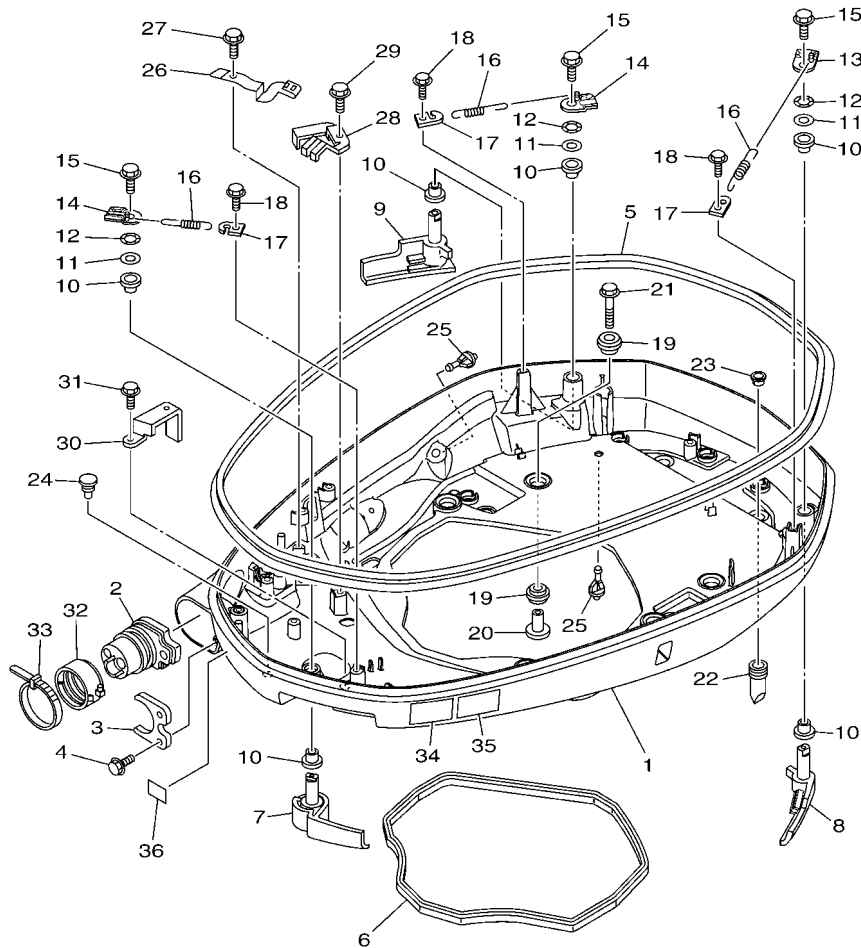
FIG. 23 STARTING MOTOR

MOTOR DE ARRANQUE

REF. NO.	PART NO. CODIGO N°	DESCRIPTION DESCRIPCION	6CE8	6CF8	REMARKS OBSERVACIONES
1	6CE-81800-00	STARTING MOTOR ASSY MOTOR DE ARRANQUE COMPLETO	1	1	
2	6CE-81850-00	.ARMATURE ASSY .INDUCIDO COMPLETO	1	1	
3	6CE-81810-00	.STATOR ASSY .ESTATOR COMPLETO	1	1	
4	6CE-81840-00	.BRUSH HOLDER ASSY .SOSTEN DE ESCOBILLA COMPLETO	1	1	
5	6CE-81801-00	.BRUSH SET .JUEGO DE ESCOBILLA	1	1	
6	67F-81813-00	.SPRING, BRUSH .RESORTE DE ESCOBILLA	4	4	
7	6CE-81820-00	.REAR BRACKET ASSY .CUBIERTA TRASERA COMPL	1	1	
8	6CE-81807-00	.GEAR ASSY, STARTING MOTOR .PINON CONJUNTO	1	1	
9	6CB-81832-00	.CLUTCH, OVER RUN .PINON COMPL	1	1	
10	6CB-81836-00	.SHAFT, PINION .ARBOL, PINON	1	1	
11	6CE-81821-00	.BRACKET, CENTER 1 .SOPORTE, CENTRO 1	1	1	
12	67F-81841-00	...BEARING ...PORTADOR	1	1	
13	67F-8183R-00	...GASKET ...EMPAQUETADURA	1	1	
14	6CB-81809-00	.WASHER KIT .JUEGO DE ARANDELA	1	1	
15	67F-81891-00	.GEAR, RING .ENGRANAJE ANILLO	1	1	WITH 67F-8183R-00 WITH 67F-8183R-00
16	6CE-81830-00	.BRACKET, CENTER 2 .SOPORTE, CENTRO 2	1	1	
17	60V-8183T-00	.GEAR, IDLER .ENGRANAJE NEUTRO	3	3	
18	6CE-81842-00	.COVER .TAPA	1	1	
19	6CE-81839-00	.LEVER ASSY .PALANCA COMPL.	1	1	
20	6C5-81941-00	.STARTER RELAY ASSY .RELE DE ARRANQUE	1	1	
21	6CE-81869-00	.COVER, DUST .CUBIERTA PARA POLVO	1	1	
22	6CB-81826-00	.BOLT .PERNO	2	2	
23	69J-81828-00	.SCREW 2 .TORNILLO DE EMPUJE 2	2	2	
24	67F-81846-00	.SCREW .TORNILLO	2	2	

FIG. 24 BOTTOM COWLING 1

CUBIERTA INFERIOR 1

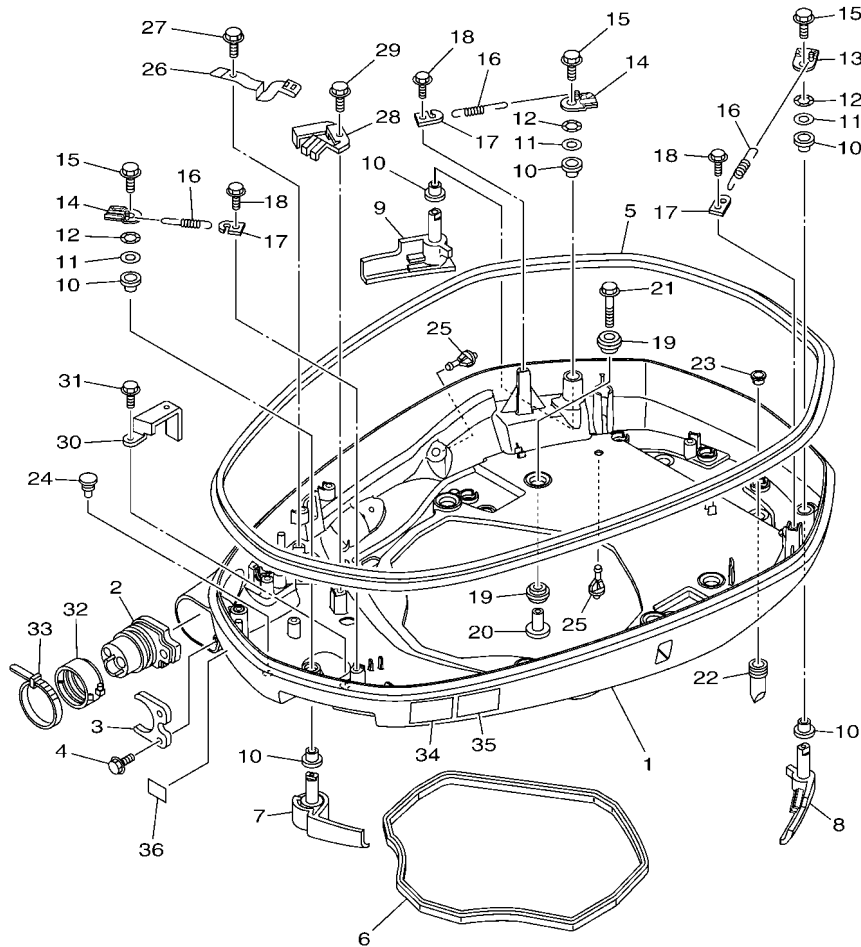


6CL7100-Q250

REF. NO.	PART NO. CODIGO N°	DESCRIPTION DESCRIPCION	6CE8	6CF6	REMARKS OBSERVACIONES
1	6CB-42710-00-8D	BOTTOM COWLING ASSY CUBIERTA INFERIOR COMPL.	1	1	
2	6CE-42725-02	GROMMET TAPON	1	1	
3	6CB-42761-00	STOPPER RETEN 1	1	1	
4	95895-06014	BOLT, FLANGE TORNILLO DE REBORDE	2	2	
5	6CB-42615-00	SEAL SELLO	1	1	
6	6CB-42716-00	RUBBER SEAL 1 SELLO DE GOMA 1	1	1	
7	6CB-42815-01-8D	LEVER, CLAMP 1 PALANCA ABRAZADERA 1	1	1	
8	6CB-42816-01-8D	LEVER, CLAMP 2 PALANCA ABRAZADERA 2	1	1	
9	6CB-42817-01-8D	LEVER, CLAMP 3 PALANCA ABRAZADERA 3	1	1	
10	90386-15M73	BUSH BUJE	6	6	
11	90201-156J2	WASHER, PLATE ARANDELA PLANA	3	3	
12	90206-15M18	WASHER, WAVE ARANDELA ONDULADA	3	3	
13	6CB-42818-00	LEVER, CLAMP 4 PALANCA, ABRAZADERA 4	1	1	
14	6CB-42819-00	LEVER, CLAMP 5 PALANCA ABRAZADERA 5	2	2	
15	95895-08012	BOLT, FLANGE TORNILLO DE REBORDE	3	3	
16	90506-22001	SPRING, TENSION RESORTE DE TENSION	3	3	
17	66T-43144-00	HOOK, SPRING GANCHO	3	3	
18	95895-06012	BOLT, FLANGE TORNILLO DE REBORDE	3	3	
19	90480-22M81	GROMMET TAPON	12	12	
20	90387-08M37	COLLAR ESPACIADOR	6	6	
21	90119-08M22	BOLT, WITH WASHER TORNILLO CON ARANDELA	6	6	
22	6DA-42717-00	RUBBER, SEAL 2 GOMA	2	2	
23	6DA-42384-00	SEAL, CAP SELLO DE TAPA	2	2	
24	6H4-42748-00	GROMMET TAPON	1	1	
25	6P2-44391-00	NIPPLE, HOSE NIPLE MANGUERA	2	2	
26	6CB-42743-00	BRACKET SOPORTE	1	1	
27	95895-06012	BOLT, FLANGE TORNILLO DE REBORDE	1	1	

FIG. 24 BOTTOM COWLING 1

CUBIERTA INFERIOR 1

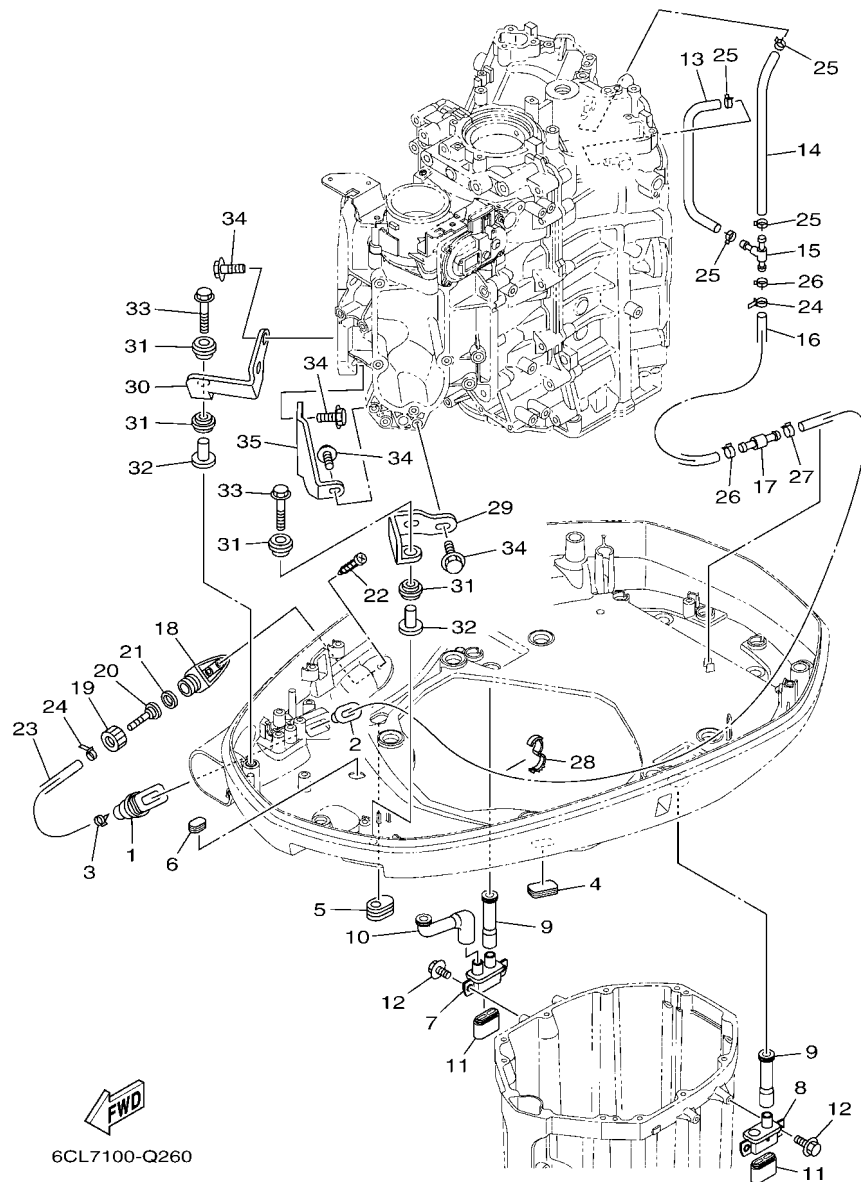


6CL7100-Q250

REF. NO.	PART NO. CODIGO N°	DESCRIPTION DESCRIPCION	6CE8	6CF8	REMARKS OBSERVACIONES
28	6CB-42766-00	BRACKET 2 SOPORTE 2	1	1	
29	95895-06012	BOLT, FLANGE TORNILLO DE REBORDE	1	1	
30	6CB-42756-00	STAY, CLAMP SOPORTE DE GRAMPA	1	1	
31	95895-06012	BOLT, FLANGE TORNILLO DE REBORDE	1	1	
32	68F-42753-00	FASTNER TIRADOR	1	1	AP AP
33	90464-20258	CLAMP BRIDA	1	1	AP AP
34	6EE-42794-40	LABEL, WARNING (GENERAL) ETIQUETA DE PRECAUCION	1	1	EXCEPT FOR BRA EXCEPT FOR BRA
	6AH-42794-70	LABEL, WARNING (GENERAL) ETIQUETA DE PRECAUCION	1	1	FOR BRA FOR BRA
35	6EE-42794-50	LABEL, WARNING (GENERAL) ETIQUETA DE PRECAUCION	1	1	FOR CAR FOR CAR
36	6AH-81996-00	MARK MARCA	1	1	FOR CAR FOR CAR

FIG. 25 BOTTOM COWLING 2

CUBIERTA INFERIOR 2

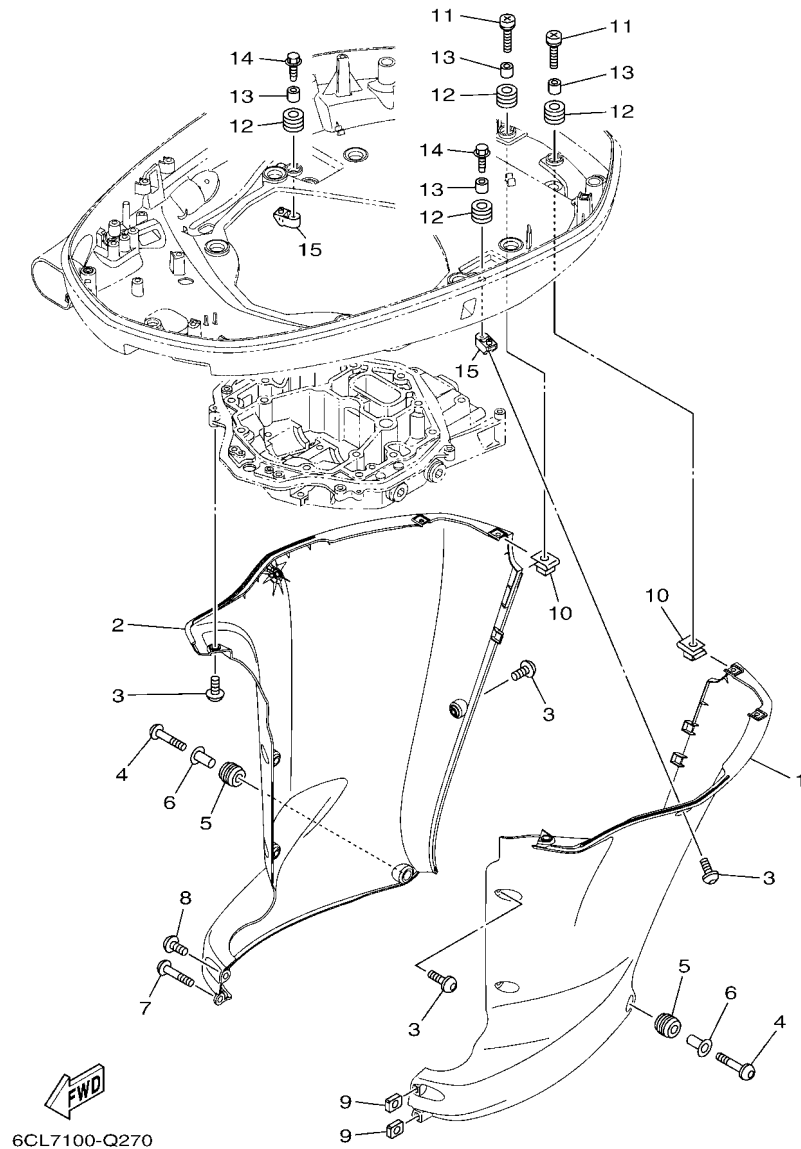


6CL7100-Q260

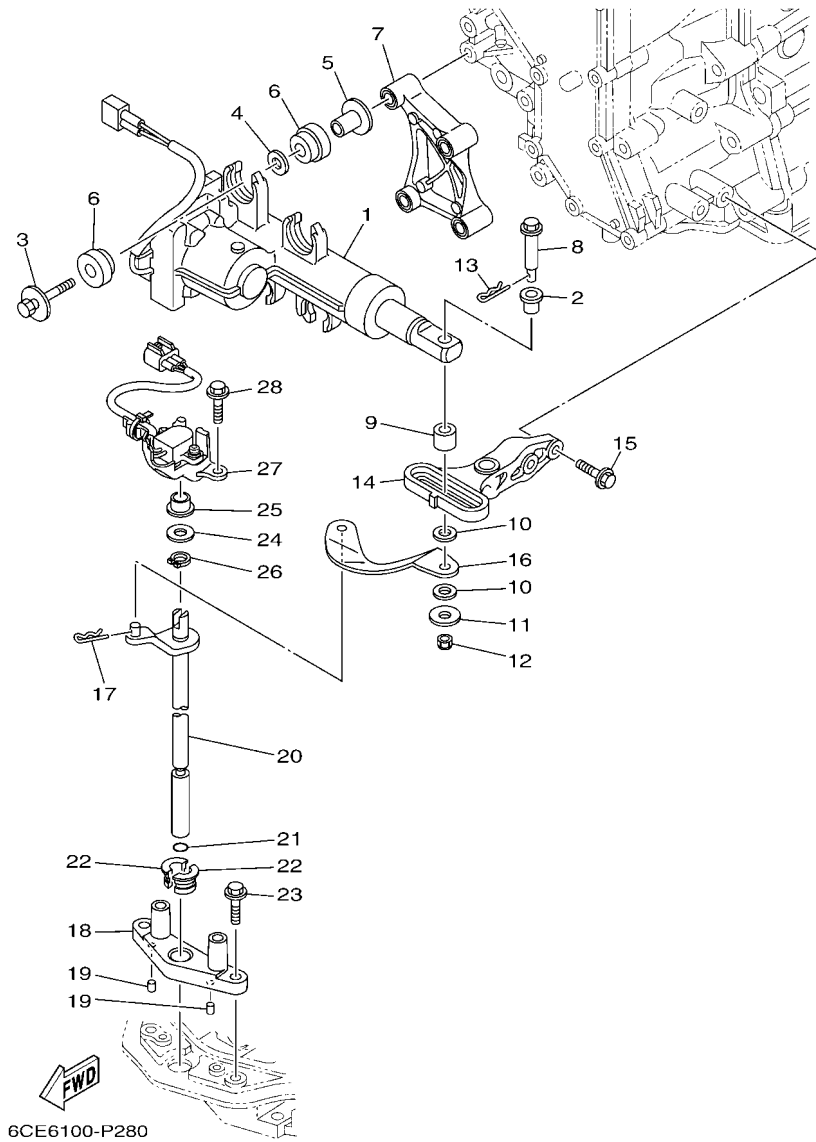
REF. NO.	PART NO. CODIGO N°	DESCRIPTION DESCRIPCION	6CE8	6CF6	REMARKS OBSERVACIONES
1	6H1-42726-21	GROMMET TAPON	1	1	
2	6BG-42384-00	SEAL, CAP SELLO DE TAPA	1	1	
3	90465-11M10	CLAMP BRIDA	2	2	
4	6H4-42726-00	GROMMET TAPON	1	1	
5	61A-42727-00	GROMMET TAPON	1	1	
6	64G-42727-00	GROMMET TAPON	1	1	
7	6CE-42733-00	BOX, DRAIN CAJA DE DRENAJE	1	1	
8	6CE-42734-00	BOX, DRAIN 2 CAJA DE DRENAJE 2	1	1	
9	6CE-42786-01	HOSE, DRAIN 1 TUBO DE DRENAJE 1	2	2	
10	6CE-42787-01	HOSE, DRAIN 2 TUBO DE DRENAJE 2	1	1	
11	69J-42717-00	RUBBER, SEÁL 2 GOMA	2	2	
12	95895-06016	BOLT, FLANGE TORNILLO DE REBORDE	4	4	
13	6CB-24315-00	PIPE 5 TUBO DE DESAGUE	1	1	
14	90445-14021	HOSE (L185) TUBO (L185)	1	1	
15	6AW-42169-00	JOINT CONECTOR	1	1	
16	90445-16015	HOSE (L300) TUBO (L300)	1	1	
17	6AW-42785-00	PIPE TUBO	1	1	
18	6AW-12572-00	ADAPTER ADAPTADOR	1	1	
19	6R3-12581-00	JOINT, HOSE 1 CONEXION	1	1	
20	6AW-12582-00	JOINT, HOSE 2 CONEXION	1	1	
21	6R3-12583-00	GASKET, HOSE JOINT EMPAQUETADURA JUNTA DE MANGUE	1	1	
22	97780-60520	SCREW, TAPPING TORNILLO DE CABEZA DE CONO ACH	2	2	
23	90445-14019	HOSE (L1460) TUBO (L1460)	1	1	
24	90465-11M10	CLAMP BRIDA	2	2	
25	90467-130A5	CLIP PRESILLA	4	4	
26	90467-140A8	CLIP PRESILLA	2	2	
27	90467-140A9	CLIP PRESILLA	1	1	

FIG. 26 BOTTOM COWLING 3

CUBIERTA INFERIOR 3



REF. NO.	PART NO. CODIGO N°	DESCRIPTION DESCRIPCION	6CE8	6CF6	REMARKS OBSERVACIONES
1	6CE-42741-01-8D	APRON MANDIL	1	1	
2	6CE-42771-01-8D	APRON MANDIL	1	1	
3	90111-06144	BOLT,HEX. SOCKET BUTTON TORNILLO	10	10	
4	90111-06142	BOLT,HEX. SOCKET BUTTON TORNILLO	2	2	
5	90480-16009	GROMMET TAPON	2	2	
6	90387-07028	COLLAR ESPACIADOR	2	2	
7	90111-06142	BOLT,HEX. SOCKET BUTTON TORNILLO	1	1	
8	90111-06144	BOLT,HEX. SOCKET BUTTON TORNILLO	1	1	
9	90173-06001	NUT, SQUARE TUERCA CUADRADA	2	2	
10	90183-061A6	NUT, SPRING TUERCA DE RESORTE	4	4	
11	90159-06053	SCREW, WITH WASHER TORNILLO CON VALONA	4	4	
12	90480-13M24	GROMMET TAPON	6	6	
13	90387-06M43	COLLAR ESPACIADOR	6	6	
14	90109-06M80	BOLT PERNO	2	2	
15	6CE-42774-A0	STAY, APRON 1 BUJED EL PIVOTE DE LA FLECHA	2	2	



6CE6100-P280

FIG. 27 CONTROL

CONTROL

REF. NO.	PART NO. CODIGO N°	DESCRIPTION DESCRIPCION	6CE8	6CF8	REMARKS OBSERVACIONES
1	6DV-4820A-00	ACTUATOR UNIT UNIDAD DE ACTUADOR	1	1	
2	90386-08008	BUSH BUJE	1	1	
3	90119-08168	BOLT, WITH WASHER TORNILLO CON ARANDELA	4	4	
4	90201-12064	WASHER, PLATE ARANDELA PLANA	4	4	
5	90387-08104	COLLAR ESPACIADOR	4	4	
6	6CE-85564-00	GROMMET ANILLO PROTECTOR	8	8	
7	6CE-44142-20	JOINT CONECTOR	1	1	
8	6CE-42195-10	PIN, JOINT 1 PASADOR DE CONECTOR	1	1	
9	6CE-44122-10	BUSHING, SHIFT ROD LEVER BUJE PALANCA VARILLA DE CAMBIO	1	1	
10	90202-08M41	WASHER, PLATE ARANDELA DE PLANA	2	2	
11	90201-06068	WASHER, PLATE ARANDELA PLANA	1	1	
12	90185-06M07	NUT, SELF-LOCKING TUERCA AUTOBLOCANTE	1	1	
13	90468-18008	CLIP PRESILLA	1	1	
14	6CE-44117-10	BRACKET SOPORTE	1	1	
15	97575-06525	BOLT, WITH WASHER PERNO CON ARANDELA	2	2	
16	6CE-44121-10	LEVER, SHIFT ROD PALANCA VARILLA CAMBIOS	1	1	
17	90468-18008	CLIP PRESILLA	1	1	
18	6CE-44118-A0	BRACKET SOPORTE	1	1	
19	93604-07M13	PIN, DOWEL PASADOR DE CLAVIJA	2	2	
20	6CE-44120-20	HANDLE GEAR SHIFT ASSY MANIJA DE CAMBIO COMPL	1	1	
21	93210-09165	O-RING ANILLO O	1	1	
22	90386-11001	BUSH BUJE	2	2	
23	95875-06025	BOLT, FLANGE TORNILLO	2	2	
24	90201-11008	WASHER, PLATE ARANDELA PLANA	1	1	
25	90386-10001	BUSH BUJE	1	1	
26	93410-10082	CIRCLIP SEGURO	1	1	
27	6CE-68303-00	SENSOR ASSY SENSOR COMP.	1	1	

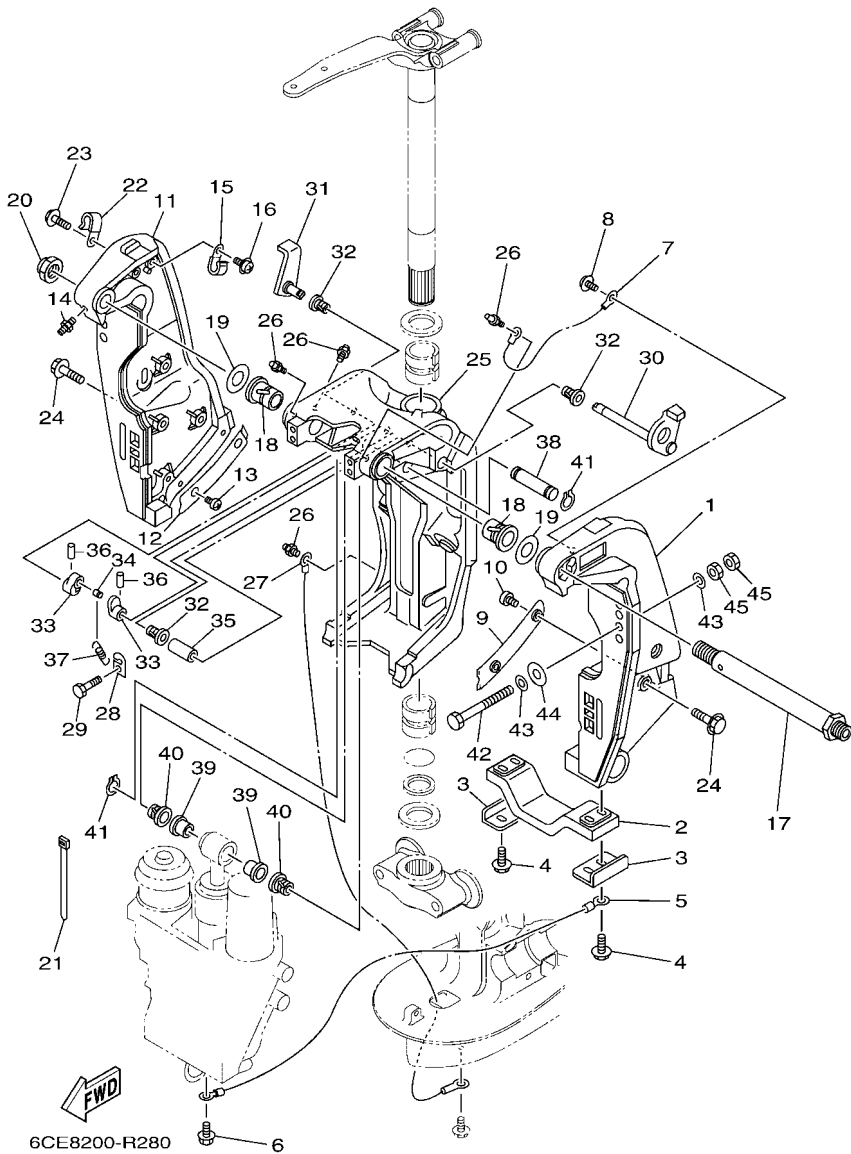


FIG. 28 BRACKET 1

SOPORTE 1

REF. NO.	PART NO. CODIGO N°	DESCRIPTION DESCRIPCION	6CE8	6CF8	REMARKS OBSERVACIONES
1	69J-43111-02-8D	BRACKET, CLAMP 1 SOPORTE DE LA ABRAZADERA 1	1	1	
2	6G5-45251-02	ANODE CATODE	1	1	
3	6G5-44526-00	PLATE PLACA 1	2	2	
4	97595-06525	BOLT, WITH WASHER PERNO CON ARANDELA	4	4	
5	6H1-82148-00	WIRE, LEAD 4 CABLE CONDUCTOR 4	1	1	
6	97595-06510	BOLT, WITH WASHER PERNO CON ARANDELA	1	1	
7	6E5-82148-00	WIRE, LEAD 4 CABLE CONDUCTOR 4	1	1	
8	97985-06212	SCREW, WITH WASHER TORNILLO, CON ARANDELA	1	1	
9	61A-43132-00	WASHER, FRICTION ARANDELA DE FRICCION	1	1	
10	97885-06010	SCREW, PAN HEAD TORNILLO A MUESCA	2	2	
11	69J-43112-01-8D	BRACKET, CLAMP 2 SOPORTE DE LA ABRAZADERA 2	1	1	
12	61A-43133-00	WASHER, FRICTION RONDANA	1	1	
13	97885-06010	SCREW, PAN HEAD TORNILLO A MUESCA	2	2	
14	93700-06M03	NIPPLE, GREASE BOQUILLA DE ENGRASAR	1	1	
15	90465-08M83	CLAMP BRIDA	1	1	
16	97985-06212	SCREW, WITH WASHER TORNILLO, CON ARANDELA	1	1	
17	6R3-43131-00	BOLT, CLAMP BRACKET TORNILLO DE ABRAZADERA DEL SOP	1	1	
18	90386-25M31	BUSH BUJE	2	2	
19	90201-26M59	WASHER, PLATE ARANDELA PLANA	2	2	
20	90185-22M11	NUT, SELF-LOCKING TUERCA AUTOBLOCANTE	1	1	
21	90465-11M10	CLAMP BRIDA	4	4	
22	90465-08M83	CLAMP BRIDA	1	1	
23	97595-06514	BOLT, WITH WASHER PERNO CON ARANDELA	1	1	
24	90119-10024	BOLT, WITH WASHER TORNILLO CON ARANDELA	8	8	
25	61A-43311-22-8D	BRACKET, SWIVEL 1 SOPORTE GIRATORIO 1	1	1	
26	93700-06M03	NIPPLE, GREASE BOQUILLA DE ENGRASAR	5	5	
27	69J-82147-00	WIRE, LEAD 5 CABLE CONDUCTOR 5	1	1	

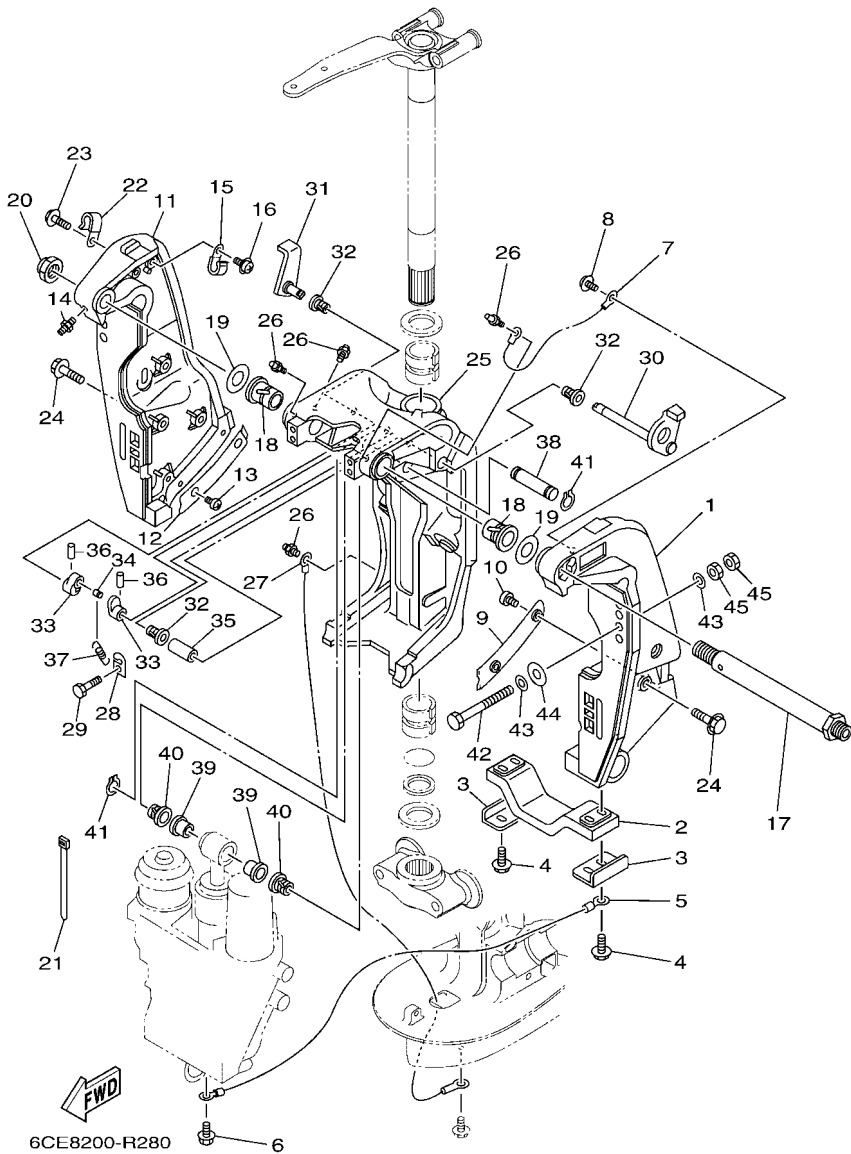
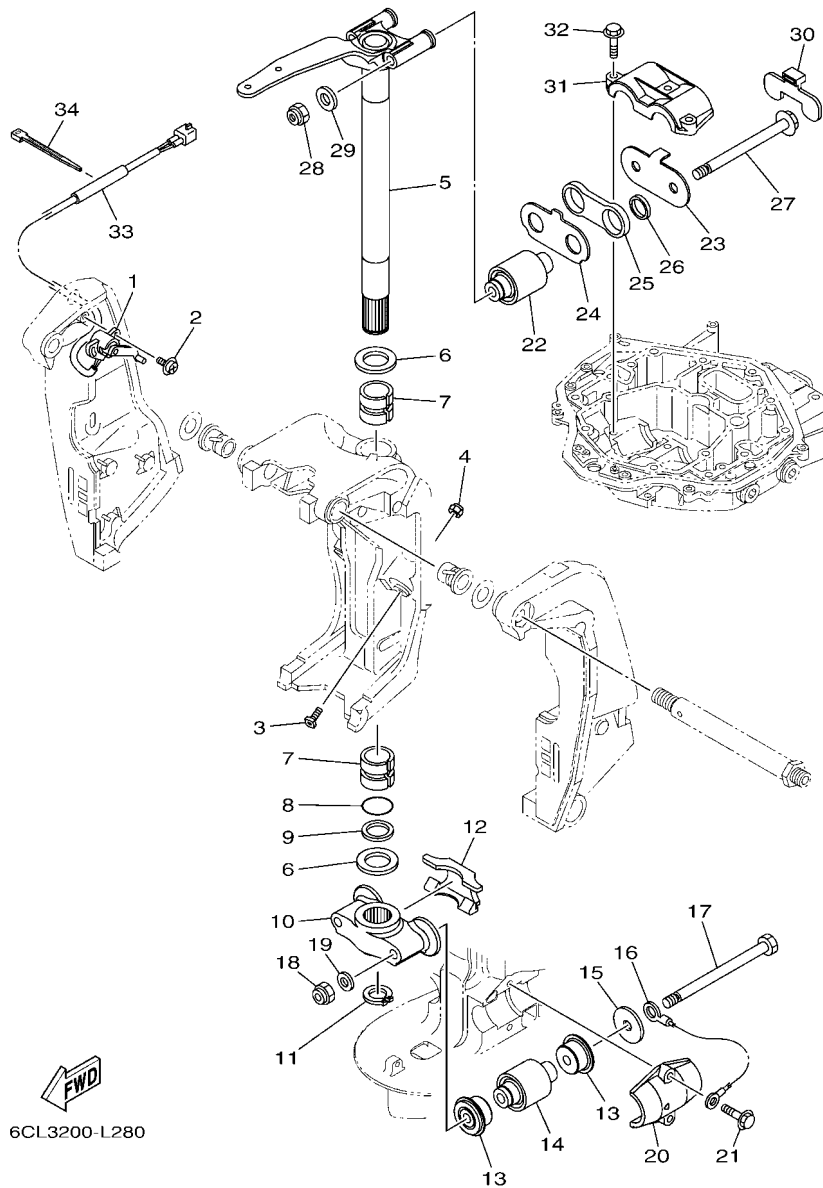


FIG. 28 BRACKET 1

SOPORTE 1

REF. NO.	PART NO. CODIGO N°	DESCRIPTION DESCRIPCION	6CE8	6CF8	REMARKS OBSERVACIONES
28	6G5-43144-00	HOOK, SPRING GANCHO	1	1	
29	97095-06010	BOLT PERNO	1	1	
30	61A-43181-01	LEVER, TILT STOP 1 PALANCA TOPE INCLINACION 1	1	1	
31	6G5-43185-02	LEVER, TILT STOP 2 PALANCA TOPE INCLINACION 2	1	1	
32	90386-10M16	BUSH BUJE	3	3	
33	6G5-43148-00	COLLAR, DISTANCE COLLAR	2	2	
34	90249-06M19	PIN PASADOR	1	1	
35	90387-10M05	COLLAR ESPACIADOR	1	1	
36	91690-30020	PIN, SPRING PASADOR DE RESORTE	2	2	
37	90506-16003	SPRING, TENSION RESORTE DE TENSION	1	1	
38	6E5-43126-10	PIN, UPPER SHOCK MOUNT PASADOR DE AMORTIGUADOR SUPERI	1	1	
39	90386-18M63	BUSH BUJE	2	2	
40	90386-18M14	BUSH BUJE	2	2	
41	93410-18M05	CIRCLIP SEGURO	2	2	
42	90101-12M05	BOLT (L:130MM) TORNILLO (L:130MM)	4	4	UR FOR CAR UR FOR CAR
	90101-12M05	BOLT (L:130MM) TORNILLO (L:130MM)	2	2	UR EXCEPT FOR CAR,BRA UR EXCEPT FOR CAR,BRA
	90101-12047	BOLT (L:150MM) TORNILLO (L:150MM)	2	2	UR EXCEPT FOR CAR,BRA UR EXCEPT FOR CAR,BRA
	90101-12047	BOLT (L:150MM) TORNILLO (L:150MM)	4	4	UR FOR BRA UR FOR BRA
43	90201-13M01	WASHER, PLATE ARANDELA PLANA	8	8	
44	90201-12426	WASHER, PLATE ARANDELA PLANA	4	4	
45	95380-12600	NUT TUERCA	8	8	



6CL3200-L280

FIG. 29 BRACKET 2

SOPORTE 2

REF. NO.	PART NO. CODIGO N°	DESCRIPTION DESCRIPCION	6CE8	6CF6	REMARKS OBSERVACIONES
1	69J-83672-11	TRIM SENDER TRANSMISOR DE INCLINADOR	1	1	
2	97985-06216	SCREW, WITH WASHER TORNILLO, CON ARANDELA	2	2	
3	61A-43376-00	BOLT, THRUST RECEIVER TORNILLO RECEPTOR	2	2	
4	95780-10300	NUT, FLANGE TUERCA	2	2	
5	6CE-42510-00-8D	STEERING BRACKET ASSY SOPORTE DIRECCION COMPL.	1	1	
6	90201-40M00	WASHER, PLATE ARANDELA PLANA	2	2	
7	90386-39M89	BUSH BUJE	2	2	
8	93210-35321	O-RING ANILLO O	1	1	
9	90202-40M47	WASHER, PLATE ARANDELA DE PLANA	1	1	
10	6CE-44551-00-CA	HOUSING, LOWER MOUNT RUBBER 1 CAJA AMORTIGUADOR INFERIOR HU	1	1	
11	93410-37M04	CIRCLIP SEGURO	1	1	
12	6CE-44574-00	STOPPER, LOWER MOUNT RUBBER TOPE	1	1	
13	6CE-44575-00	DAMPER, LOWER MOUNT RUBBER AMORTIGUADOR INFERIOR	4	4	
14	6CE-44555-00	MOUNT DAMPER, LOWER SIDE AMORTIGUADOR DE HULE LADO INFE	2	2	
15	90201-16032	WASHER, PLATE ARANDELA PLANA	2	2	
16	6AW-82149-00	WIRE, LEAD 3 CABLE CONDUCTOR 3	1	1	
17	90101-14004	BOLT TORNILLO	2	2	
18	90185-14M00	NUT, SELF-LOCKING TUERCA AUTOBLOCANTE	2	2	
19	92995-14600	WASHER ARANDELA	2	2	
20	6CE-44552-00-CA	HOUSING, LOWER MOUNT RUBBER 2 CAJA AMORTIGUADOR INFERIOR HU	2	2	
21	90119-10024	BOLT, WITH WASHER TORNILLO CON ARANDELA	4	4	
22	6CE-44514-00	MOUNT DAMPER, UPPER SIDE AMORTIGUADOR LADO SUPERIOR	2	2	
23	6CE-44526-00	PLATE PLACA 1	1	1	
24	6CE-44536-00	PLATE 2 PLACA 2	1	1	
25	6CE-44532-00	STOPPER, UPPER MOUNT RETEN	1	1	
26	90387-28013	COLLAR ESPACIADOR	2	2	
27	90105-14005	BOLT, FLANGE TORNILLO	2	2	

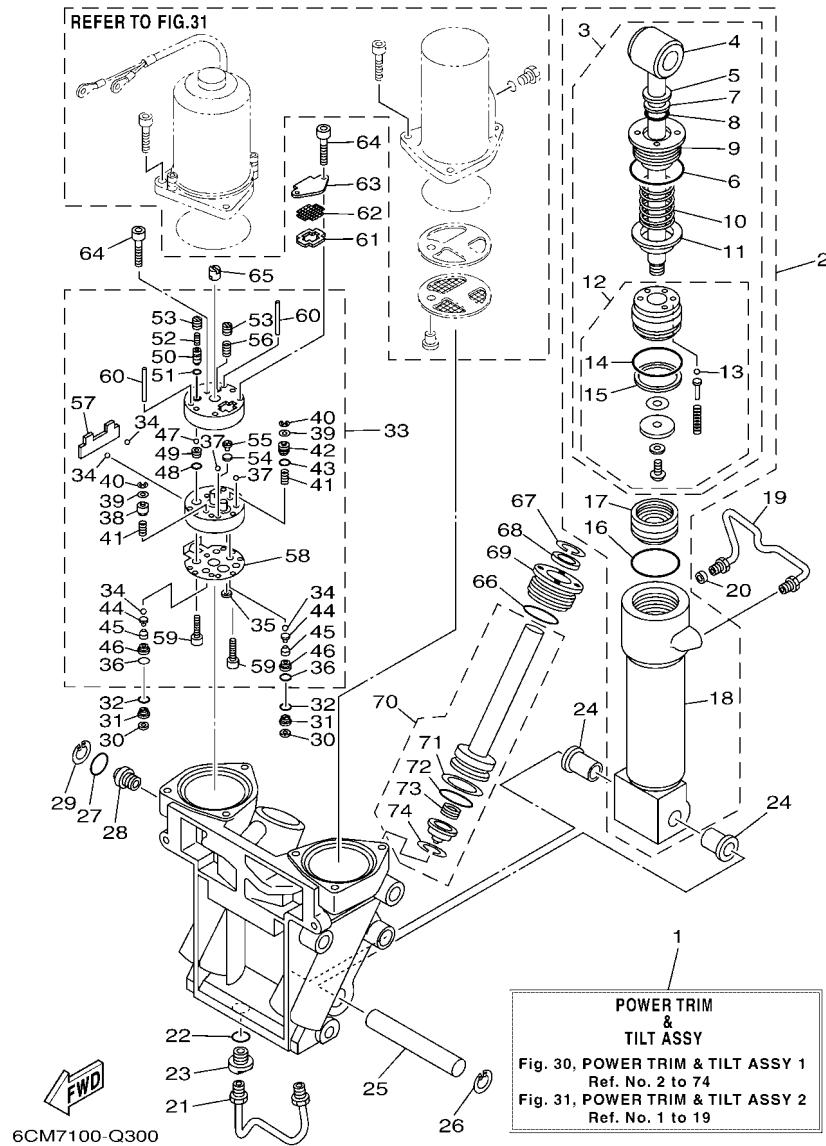


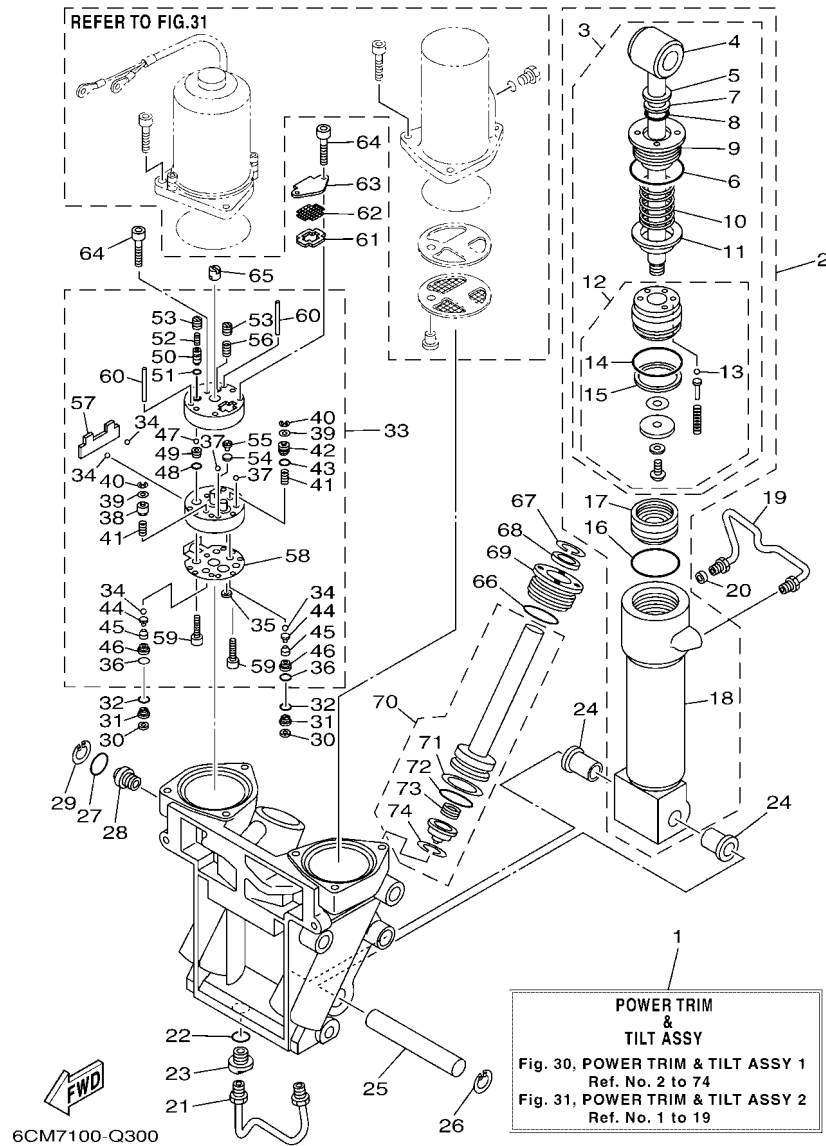
FIG. 30 POWER TRIM & TILT ASSY 1

COMPONER Y PODER VARILLA 1

REF. NO.	PART NO. CODIGO N°	DESCRIPTION DESCRIPCION	6CE8	6CF6	REMARKS OBSERVACIONES
1	69J-43800-07-8D	POWER TRIM & TILT ASSY ELEVADOR HIDRAULICO COMPL.	1	1	
2	6CE-43840-00	POWER TILT ASSY CONJUNTO COMONER	1	1	
3	6CE-43810-00	.TILT PISTON SUB ASSY .ELEVADOR SUB-PISTON COMPL.	1	1	
4	69J-43801-01	..ROD ..VALILLA COMPL INCLINACION	1	1	
5	93106-19N50	..OIL SEAL ..SELLO ACEITE	1	1	
6	6H1-43861-00	..O-RING ..ANILLO EN O 1	1	1	
7	6H1-43872-00	..RING, BACK UP ..ANILLO	1	1	
8	61A-4389H-01	..O-RING ..ANILLO EN O	1	1	
9	61A-43811-00	..SCREW, CYLINDER END ..TORNILLO CILINDRO EXTREMO	1	1	
10	69J-4384H-00	..SPRING ..RESORTE	1	1	
11	69J-4382E-00	..ADAPTOR 2 ..ADAPTADOR 2	1	1	
12	6CE-4380P-00	..PISTON SUB ASSY ..SUB-PISTON COMPL	1	1	
13	93505-32038	...BALL ...BOLA	5	5	
14	61A-43861-00	...O-RING ...ANILLO EN O 1	1	1	
15	61A-43871-00	...RING, BACK UP ...ANILLO	1	1	
16	61A-43861-00	.O-RING .ANILLO EN O 1	1	1	
17	6H1-43814-00	.PISTON, FREE .PISTON LIBRE	1	1	
18	61A-43813-02	.CYLINDER, TILT .CILINDRO INCLINACION	1	1	
19	61A-43835-01	PIPE TUBO 3	1	1	
20	69J-4388J-00	PLUG 2 TAPON 2	1	1	
21	69J-43833-02	PIPE TUBO 1	1	1	
22	93210-17239	O-RING ANILLO O	1	1	
23	69J-4388E-01	BOLT ,SCREW PERNO	1	1	
24	90386-18M14	BUSH BUJE	2	2	
25	61A-43818-00	PIN, LOWER SHOCK MOUNT PASADOR AMORTIGUADOR INFERIOR	1	1	
26	61A-43876-00	RING, SNAP ANILLO	1	1	
27	6D8-43863-00	O-RING ANILLO EN O 3	1	1	

FIG. 30 POWER TRIM & TILT ASSY 1

COMPONER Y PODER VARILLA 1



REF. NO.	PART NO. CODIGO N°	DESCRIPTION DESCRIPCION	6CE8	6CF6	REMARKS OBSERVACIONES
28	69J-43845-00	SCREW, MANUAL RELEASE TORNILLO DESCOPLO MANUAL	1	1	
29	6H1-43875-00	RING, SNAP ANILLO	1	1	
30	69J-4381C-00	FILTER 3 FIELTRO 3	2	2	
31	69J-43899-01	PLATE STOPPER PLACA	2	2	
32	69J-4389J-00	O-RING ANILLO O	2	2	
33	69J-43830-01	GEAR PUMP ASSY ENGRANAJE BOMBA COMPL.	1	1	
34	93505-32038	.BALL .BOLA	4	4	
35	69J-4381C-00	.FILTER 3 .FIELTRO 3	1	1	
36	69J-4389J-00	.O-RING .ANILLO O	2	2	
37	93503-16003	.BALL .ESFERA	2	2	
38	6CJ-4384M-00	.PISTON, SHUTTLE 2 .PISTON 2	1	1	
39	69A-4384F-00	.SEAL, MAIN VALVE .ASIENTO	2	2	
40	99002-03600	.CIRCLIP .PRESILLA REDONDA	2	2	
41	69J-43894-00	.SPRING, SHUTTLE RETURN .RESORTE	2	2	
42	6CJ-43841-00	.PISTON, SHUTTLE .PISTON	1	1	
43	6H1-43883-00	.O-RING .ANILLO EN O 10	1	1	
44	60V-4386A-00	.PIN, ABSORBER VALVE .PASADOR VALVULA ABSORBER	2	2	
45	69J-43853-00	.SPRING, MAIN VALVE .RESORTE	2	2	
46	6CJ-43893-00	.WASHER .RONDANA	2	2	
47	93501-08001	.BALL .BOLA	2	2	
48	93210-08391	.O-RING .ANILLO O	1	1	
49	69J-43851-00	.SEAT, RELIEF VALVE .ASIENTO VALVULA DE DESCARGA	1	1	
50	6CJ-43844-00	.PIN, VALVE SUPPORT .PASADOR VALVULA SOPORTE	1	1	
51	93210-064A5	.O-RING .ANILLO O	1	1	
52	69J-43855-00	.SPRING, UP RELIEF .RESORTE SEGURIDAD SUPERIOR	1	1	
53	6CJ-43843-00	.SCREW, VALVE LOCK .TORNILLO	2	2	
54	6H1-4384G-11	.SEAL, RELIEF VALVE .ASIENTO	1	1	

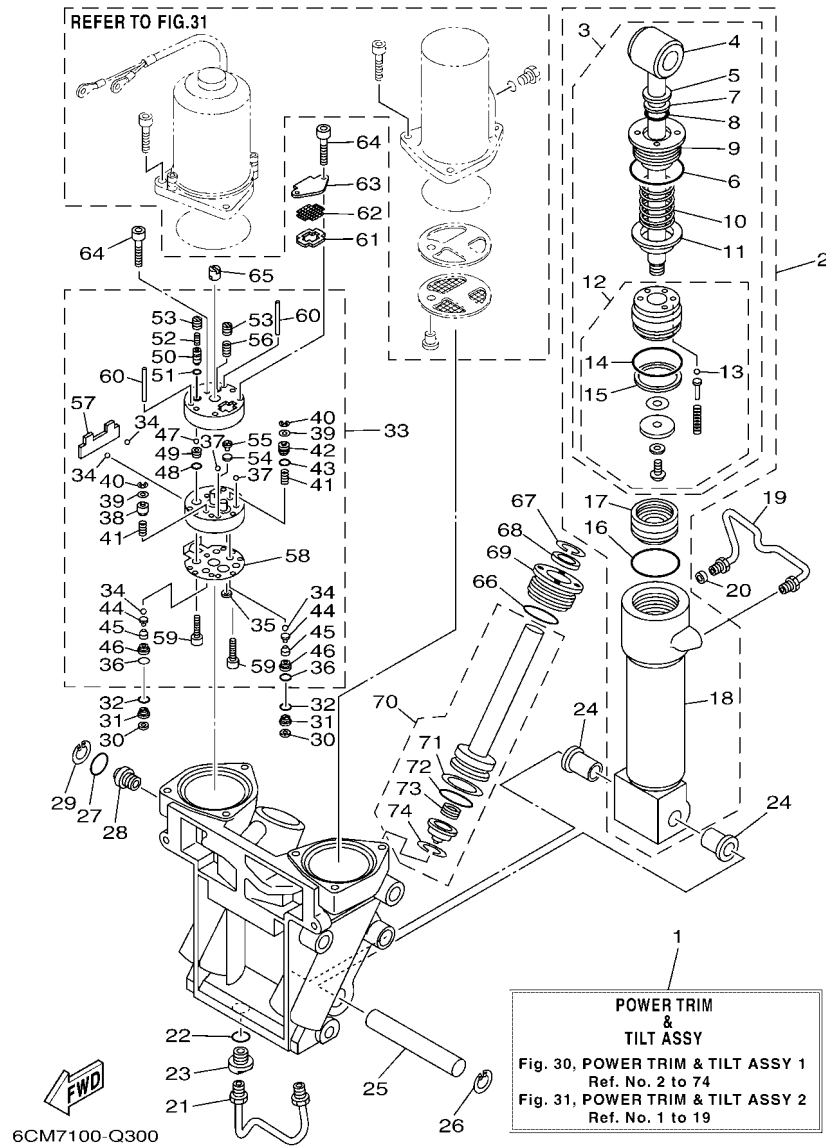


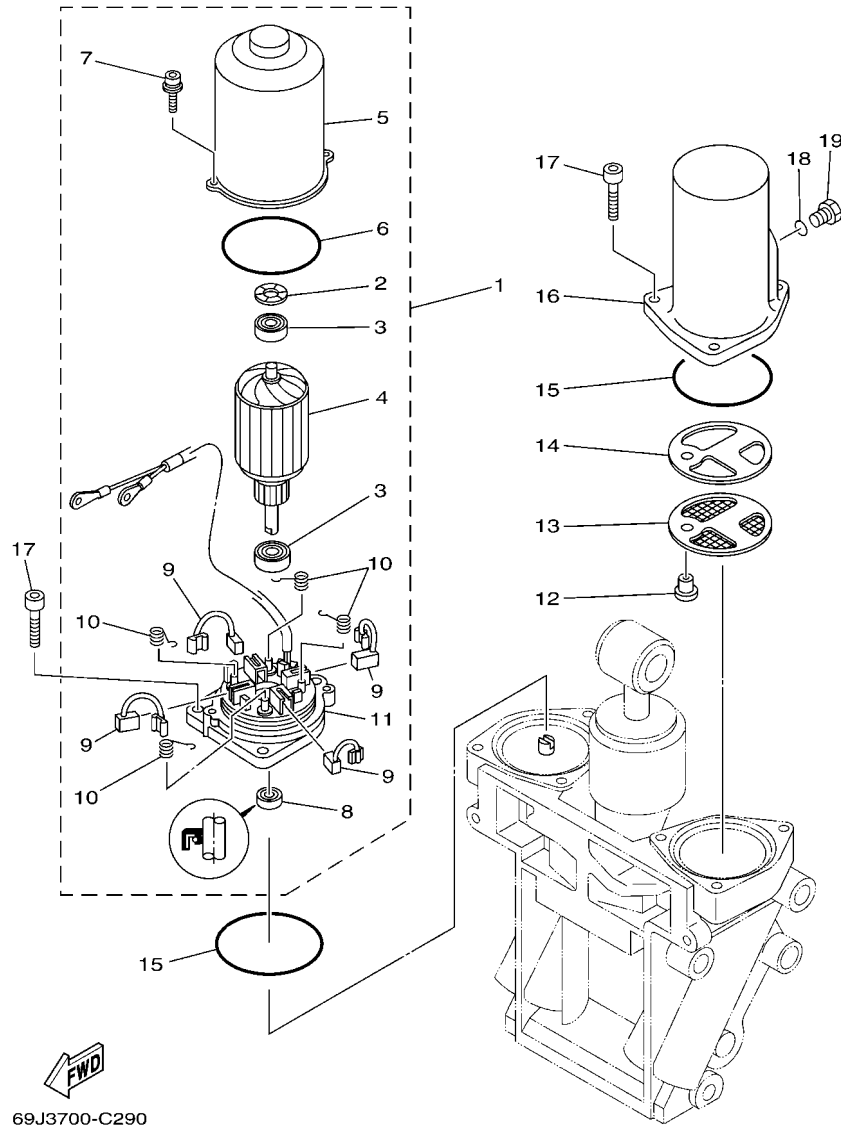
FIG. 30 POWER TRIM & TILT ASSY 1

COMPONER Y PODER VARILLA 1

REF. NO.	PART NO. CODIGO N°	DESCRIPTION DESCRIPCION	6CE8	6CF6	REMARKS OBSERVACIONES
55	6H1-43844-10	.PIN, VALVE SUPPORT .PASADOR VALVULA SOPORTE	1	1	
56	6H1-43856-10	.SPRING, DOWN RELIEF .RESORTE SEGURIDAD	1	1	
57	69J-43854-00	.SPRING, MANUAL RELEASE .RESORTE DESCOPLO MANUAL	1	1	
58	69J-4384G-00	.SEAL, RELIEF VALVE .ASIENTO	1	1	
59	91318-05025	.BOLT .TORNILLO	2	2	
60	93604-35236	.PIN, DOWEL .PASADOR DE CLAVIJA	2	2	
61	69J-43871-00	RING, BACK UP ANILLO	1	1	
62	69J-43816-00	FILTER 1 FILTRO 1	1	1	
63	69J-4381J-00	PLATE PLACA	1	1	
64	91318-05040	BOLT TORNILLO	3	3	
65	69J-43831-00	CONNECTOR, SHAFT CONEXION EJE	1	1	
66	61A-43861-00	O-RING ANILLO EN O 1	2	2	
67	6T4-43875-01	RING, SNAP ANILLO	2	2	
68	61A-43822-00	SEAL, TRIM DUST SELLO DE POLVO	2	2	
69	61A-43821-01	SCREW, TRIM CYLINDER END TORNILLO CILINDRO EXTREMO	2	2	
70	69J-43820-01	TRIM PISTON SUB ASSY ELEVADOR PISTON COMPL.	2	2	
71	61A-43874-00	.RING, BACK UP .ANILLO	1	1	
72	61A-43864-00	.O-RING .ANILLO EN O 4	1	1	
73	61A-4384H-10	.SPRING .RESORTE	1	1	
74	61A-43875-10	.RING, SNAP .ANILLO	1	1	

FIG. 31 POWER TRIM & TILT ASSY 2

COMPONER Y PODER VARILLA 2



69J3700-C290

REF. NO.	PART NO. CODIGO N°	DESCRIPTION DESCRIPCION	6CE8	6CF6	REMARKS OBSERVACIONES
1	69J-43880-01	MOTOR ASSY MOTOR COMPL.	1	1	
2	90206-14N50	.WASHER, WAVE .ARANDELA ONDULADA	1	1	
3	93399-999T6	.BEARING .COJINETE	2	2	
4	69J-43805-00	.ARMATURE ASSY .INDUCIDO COMPL.	1	1	
5	69J-43804-00	.STATOR ASSY .ESTATOR COMPL	1	1	
6	69J-43861-00	.O-RING .ANILLO EN O 1	1	1	
7	69J-43886-00	.BOLT .TORNILLO	2	2	
8	69J-43882-00	.OIL SEAL .SELLO ACEITE	1	1	
9	69J-43891-00	.BRUSH 1 .ESCOBILLA 1	4	4	
10	69J-4386K-00	.SPRING, BRUSH .RESORTE, ESCOBILLA	4	4	
11	69J-43881-01	.FRAME, END .CUADRO EXTERMO	1	1	
12	69J-4388H-00	PLUG TAPON	1	1	
13	69J-43817-00	FILTER 2 FIELTRO 2	1	1	
14	69J-4388F-00	SPACER ESPACIADOR	1	1	
15	93210-66001	O-RING ANILLO O	2	2	
16	69J-43828-00	BODY, RESERVOIR CUERPO DEPOSITO	1	1	
17	69J-43888-00	BOLT, SOCKET TORNILLO ENCASTRE	6	6	
18	93210-09165	O-RING ANILLO O	1	1	
19	6H1-43829-00	PLUG, RESERVOIR TAPON DEPOSITO	1	1	

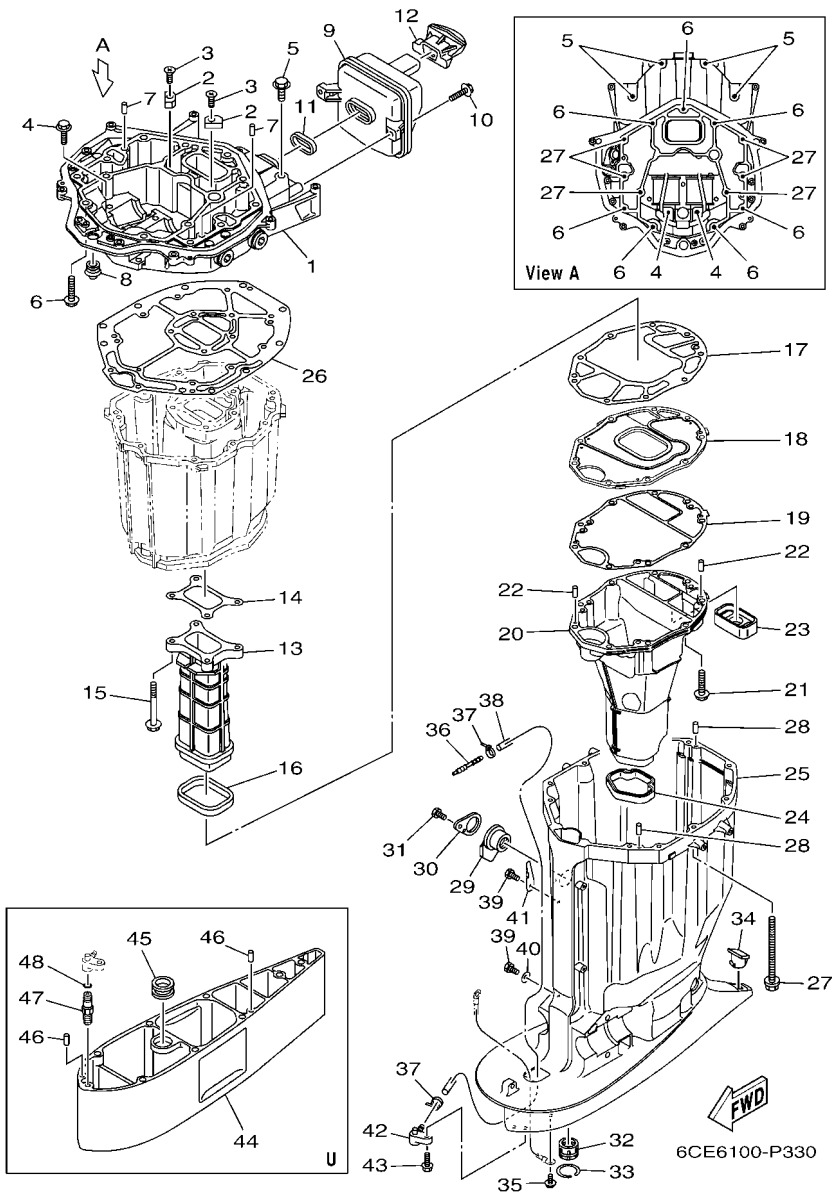


FIG. 32 UPPER CASING

FUNDA SUPERIOR

REF. NO.	PART NO. CODIGO N°	DESCRIPTION DESCRIPCION	6CE8	6CF6	REMARKS OBSERVACIONES
1	6CE-41137-00-CA	GUIDE, EXHAUST GUIA DE ESCAPE	1	1	
2	63P-11325-11	ANODE ANODO	2	2	
3	90151-06M02	SCREW, COUNTERSUNK TORNILLO EMBUTIDO	2	2	
4	90119-08102	BOLT, WITH WASHER TORNILLO CON ARANDELA	2	2	
5	97575-10545	BOLT, WITH WASHER PERNO CON ARANDELA	4	4	
6	97575-10535	BOLT, WITH WASHER PERNO CON ARANDELA	7	7	
7	93608-16M16	PIN, DOWEL PASADOR DE CLAVIJA	2	2	
8	6E5-42724-00	GROMMET TAPON	1	1	
9	6CB-14750-A0	SILENCER ASSY SILENCIADOR COMPLETO	1	1	
10	95895-06020	BOLT, FLANGE TORNILLO DE REBORDE	2	2	
11	6CB-14755-00	GASKET, SILENCER EMPAQUE DE SILENCIADOR	1	1	
12	6CB-42769-01	SEAL, RUBBER SELLO DE GOMA	1	1	
13	6CB-41132-00-9S	MANIFOLD, EXHAUST TUBO MULTIPLE DE ESCAPE	1	1	
14	6CB-41134-00	GASKET, EXHAUST MANIFOLD EMPAQUE	1	1	
15	97575-08560	BOLT, WITH WASHER PERNO CON ARANDELA	4	4	
16	6CB-41138-00	SEAL, EXT. 1 SELLO, ESCAPE 1	1	1	
17	6CB-41135-00	GASKET, EXHAUST MANIFOLD EMPAQUE	1	1	
18	6CE-45181-00-9S	PLATE PLACA	1	1	
19	6CE-41136-00	GASKET, EXHAUST MANIFOLD 4 EMPAQUE	1	1	
20	6CE-14711-00-9S	MUFFLER 1 SILENCIADOR 1	1	1	
21	97575-08535	BOLT, WITH WASHER PERNO CON ARANDELA	9	9	
22	93606-19M23	PIN, DOWEL PASADOR DE CLAVIJA	2	2	
23	6CE-45127-00	SEAL SELLO DE GOMA	1	1	
24	6CE-45123-00	GASKET, MUFFLER EMPAQUE SILENCIADOR	1	1	
25	6CE-45111-00-8D	CASING, UPPER CAJA SUPERIOR	1	1	
26	6CB-45113-00	GASKET, UPPER CASING EMPAQUE	1	1	
27	90119-10007	BOLT, WITH WASHER TORNILLO CON ARANDELA	6	6	

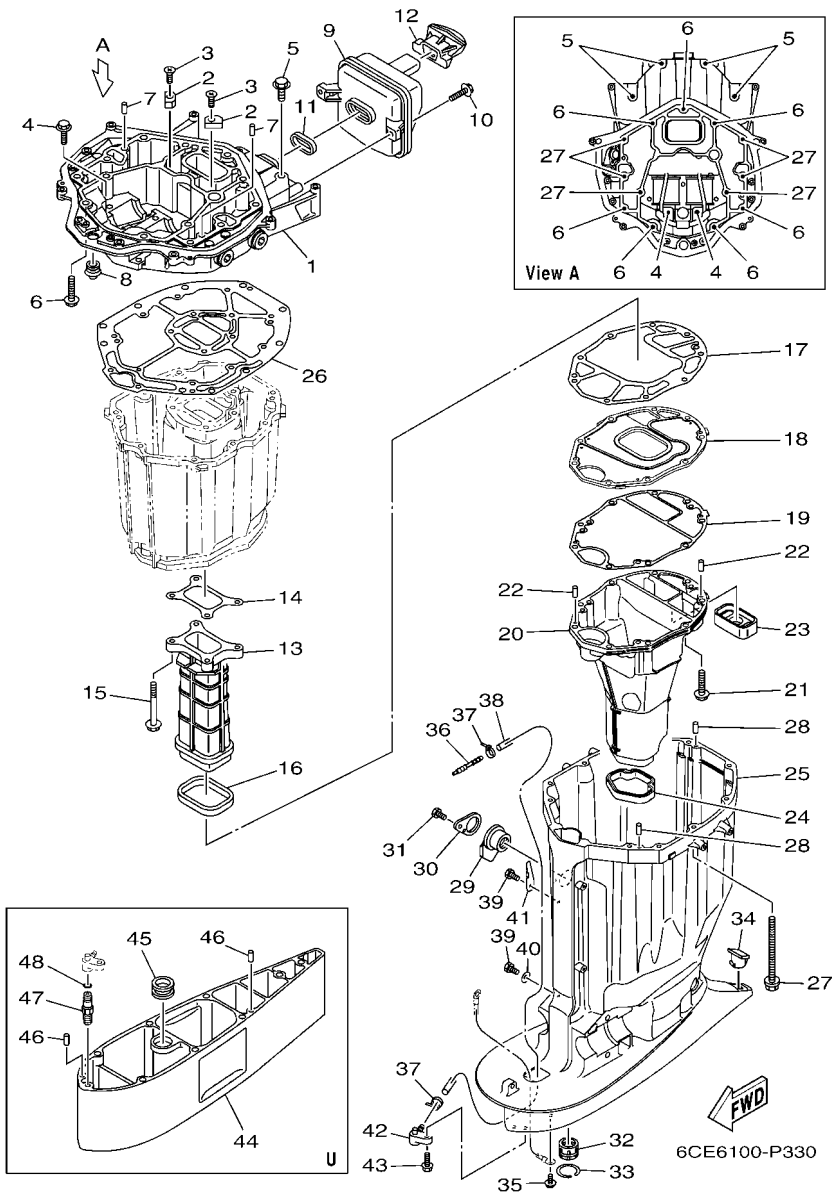
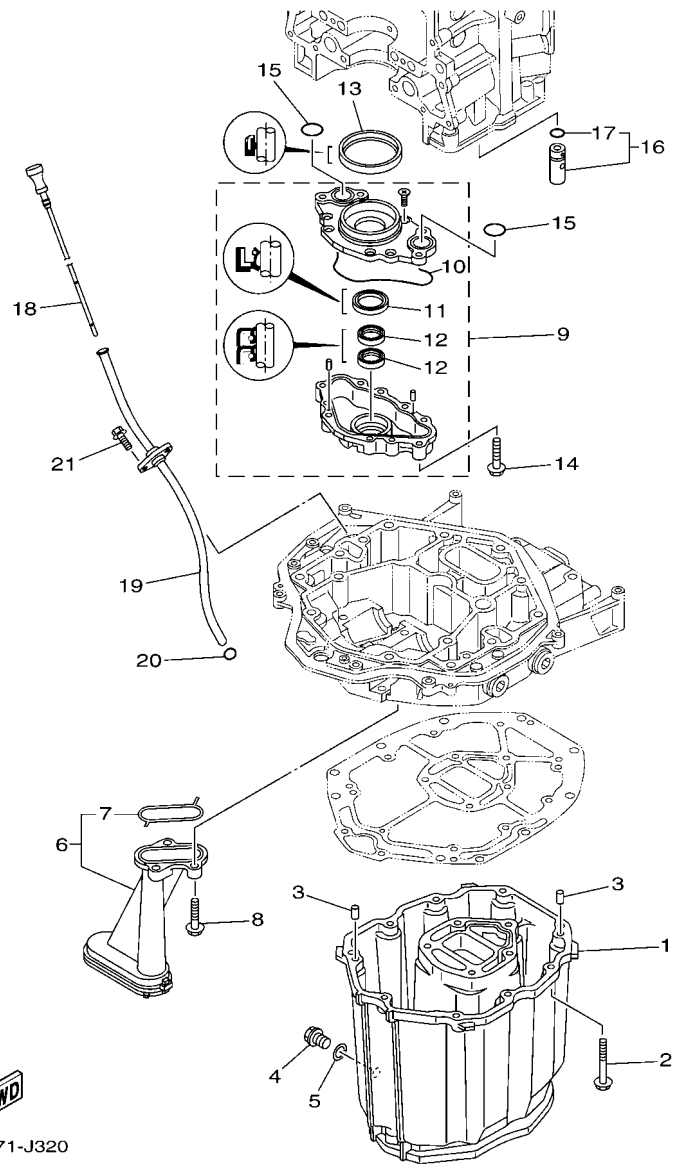


FIG. 32 UPPER CASING

FUNDA SUPERIOR

REF. NO.	PART NO. CODIGO N°	DESCRIPTION DESCRIPCION	6CE8	6CF6	REMARKS OBSERVACIONES
28	93608-16M16	PIN, DOWEL PASADOR DE CLAVIJA	2	2	
29	6BB-15316-00	DAMPER 1 AMORTIGUADOR 1	1	1	
30	6BB-45152-01	COVER, UPPER CASING 2 CUBIERTA FUNDA SUPERIOR 2	1	1	
31	97095-06012	BOLT PERNO	1	1	
32	69J-45318-01	BUSHING, DRIVE SHAFT BUJE, EJE DE MANDO	1	1	
33	93420-36M01	CIRCLIP SEGURO	1	1	
34	61A-45155-00	CAP TAPA	1	1	
35	95895-06010	BOLT, FLANGE TORNILLO DE REBORDE	1	1	
36	6E5-83558-00	END, NIPPLE EXTREMO DE NIPLE	1	1	
37	90465-11M10	CLAMP BRIDA	2	2	
38	90445-07032	HOSE (L1920) MANGUERA (L1920)	1	1	
39	97095-06010	BOLT PERNO	2	2	
40	90201-06M02	WASHER, PLATE ARANDELA PLANA	1	1	
41	90462-10061	CLAMP BRIDA	1	1	
42	63P-45379-00	NIPPLE, HOSE NIPLE DE MANGUERA	1	1	
43	90119-06M18	BOLT, WITH WASHER TORNILLO CON ARANDELA	1	1	
44	6CE-45211-10-8D	EXTENSION EXTENSION	1	1	U(30.3")
45	6AW-44366-00	DAMPER, WATER SEAL 2 GOMA DEL SELLO DE AGUA 2	1	1	U(30.3") U(30.3")
46	93608-16M16	PIN, DOWEL PASADOR DE CLAVIJA	2	2	U(30.3") U(30.3")
47	63P-45378-00	NIPPLE, HOSE NIPLE MANGUERA	1	1	U(30.3") U(30.3")
48	93210-07003	O-RING ANILLO O	1	1	U(30.3") U(30.3")



6CB1171-J320

FIG. 33 OIL PAN

OIL PAN

REF. NO.	PART NO. CODIGO N°	DESCRIPTION DESCRIPCION	6CE8	6CF6	REMARKS OBSERVACIONES
1	6CB-15311-00-CA	OIL PAN BANDEJA DE ACEITE	1	1	
2	97575-08535	BOLT, WITH WASHER PERNO CON ARANDELA	10	10	
3	93608-16M16	PIN, DOWEL PASADOR DE CLAVIJA	2	2	
4	90340-14M06	PLUG, STRAIGHT SCREW TORNILLO, DE DRENAJE	1	1	
5	90430-14M09	GASKET JUNTA	1	1	
6	6CB-13411-00	STRAINER, OIL FILTRO DE ACEITE	1	1	
7	6AW-13415-00	.SEAL, OIL STRAINER .SELLO COLADOR ACEITE	1	1	
8	95812-06025	BOLT, FLANGE TORNILLO DE REBORDE	3	3	
9	6CB-13300-00	OIL PUMP ASSY BOMBA DE ACEITE COMPLETA	1	1	
10	6CB-13329-00	.GASKET, PUMP COVER .EMPAQUE TAPA DE BOMBA	1	1	
11	6AW-13119-00	.OIL SEAL .SELLO ACEITE	1	1	
12	69J-13631-00	.OIL SEAL .SELLO ACEITE	2	2	
13	6CB-11355-00	SEAL, CYLINDER 1 RETEN ACEITE CILINDRO 1	1	1	
14	95875-06040	BOLT, FLANGE TORNILLO	4	4	
15	93210-26658	O-RING ANILLO O	2	2	
16	6CB-13490-00	RELIEF VALVE ASSY VALVELA DE DESCOMPRESION	1	1	
17	6CB-13473-00	.O-RING .ANILLO O	1	1	
18	6CB-15362-00	PLUG, OIL LEVEL TAPON DEL NIVEL DE ACEITE	1	1	
19	6CB-15377-00	GUIDE, INLET GUIA DE ENTRADA	1	1	
20	93210-19MJ3	O-RING ANILLO O	1	1	
21	95895-06016	BOLT, FLANGE TORNILLO DE REBORDE	2	2	

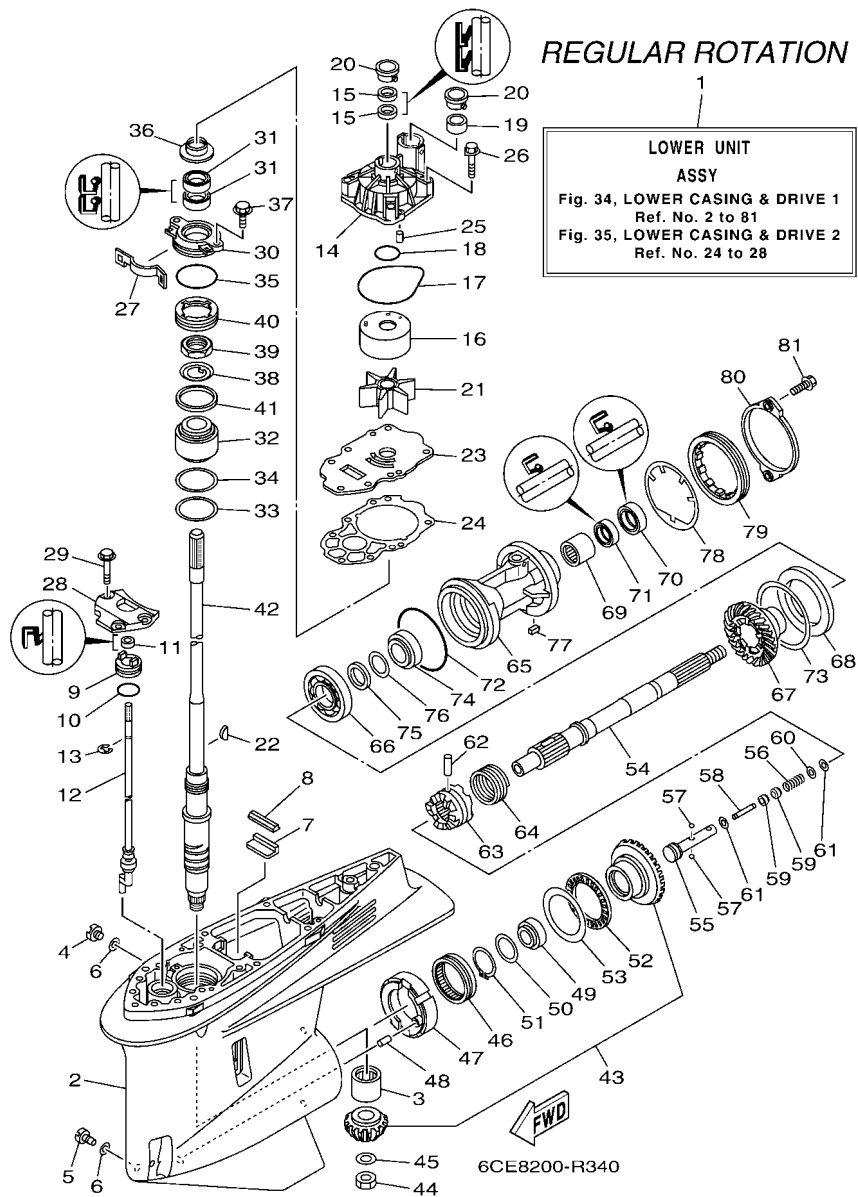


FIG. 34 LOWER CASING & DRIVE 1

IMPULSOR E INFERIOR 1

REF. NO.	PART NO. CODIGO N°	DESCRIPTION DESCRIPCION	6CE8	6CF6	REMARKS OBSERVACIONES
1	6CE-45300-01-8D	LOWER UNIT ASSY CONJUNTO UNIDAD INFERIOR	1		X(25.3"),RH X(25.3"),RH
	6CE-45300-11-8D	LOWER UNIT ASSY CONJUNTO UNIDAD INFERIOR	1		U(30.3"),RH U(30.3"),RH
2	6CE-45301-00-8D	CASING, LOWER FUNDA INFERIOR COMPLETA	1		
3	93311-83280	BEARING COJINETE DE RODILLOS	1		
4	90340-08002	PLUG, STRAIGHT SCREW TORNILLO, DE DRENAJE	1		
5	688-45341-10	PLUG, DRAIN TAPON, DREN	1		
6	90430-08003	GASKET JUNTA	2		
7	663-45376-00	GUIDE, SEAL DAMPER GUIA DE SELLO GOMA	1		
8	6CE-45375-00	DAMPER, SEAL GOMA DE SELLO	1		
9	65N-45321-00	PLATE PLACA	1		X(25.3") X(25.3")
	6CE-45321-00	PLATE PLACA	1		U(30.3") U(30.3")
10	93210-33M49	O-RING ANILLO O	1		
11	93106-09014	OIL SEAL SELLO ACEITE	1		X(25.3") X(25.3")
	93106-10001	OIL SEAL SELLO ACEITE	1		U(30.3") U(30.3")
12	6CE-44150-00	SHIFT CAM ASSY CONJUNTO EJE LEVA COMPL.	1		X(25.3"),RH X(25.3"),RH
	6CE-44150-10	SHIFT CAM ASSY CONJUNTO EJE LEVA COMPL.	1		U(30.3"),RH U(30.3"),RH
13	99001-08600	CIRCLIP PRESILLA REDONDA	1		X(25.3") X(25.3")
	99001-09600	CIRCLIP PRESILLA REDONDA	1		U(30.3") U(30.3")
14	6CE-44311-01	HOUSING, WATER PUMP CAJA BOMBA DE AGUA	1		
15	93104-22M07	OIL SEAL SELLO ACEITE	2		
16	6AW-44322-00	INSERT, CARTRIDGE CARTUCHO	1		
17	93210-94003	O-RING ANILLO O	1		
18	93210-37160	O-RING ANILLO O	1		
19	6AW-44365-00	DAMPER, WATER SEAL 1 HULE DE SELLO DE AGUA 1	1		
20	6AW-44312-00	COVER, WATER PUMP HOUSING CUBIERTA CAJA BOMBA DE AGUA	2		
21	6CE-44352-00	IMPELLER IMPULSOR	1		
22	90280-04002	KEY, WOODRUFF CUNA WOODRUFF	1		

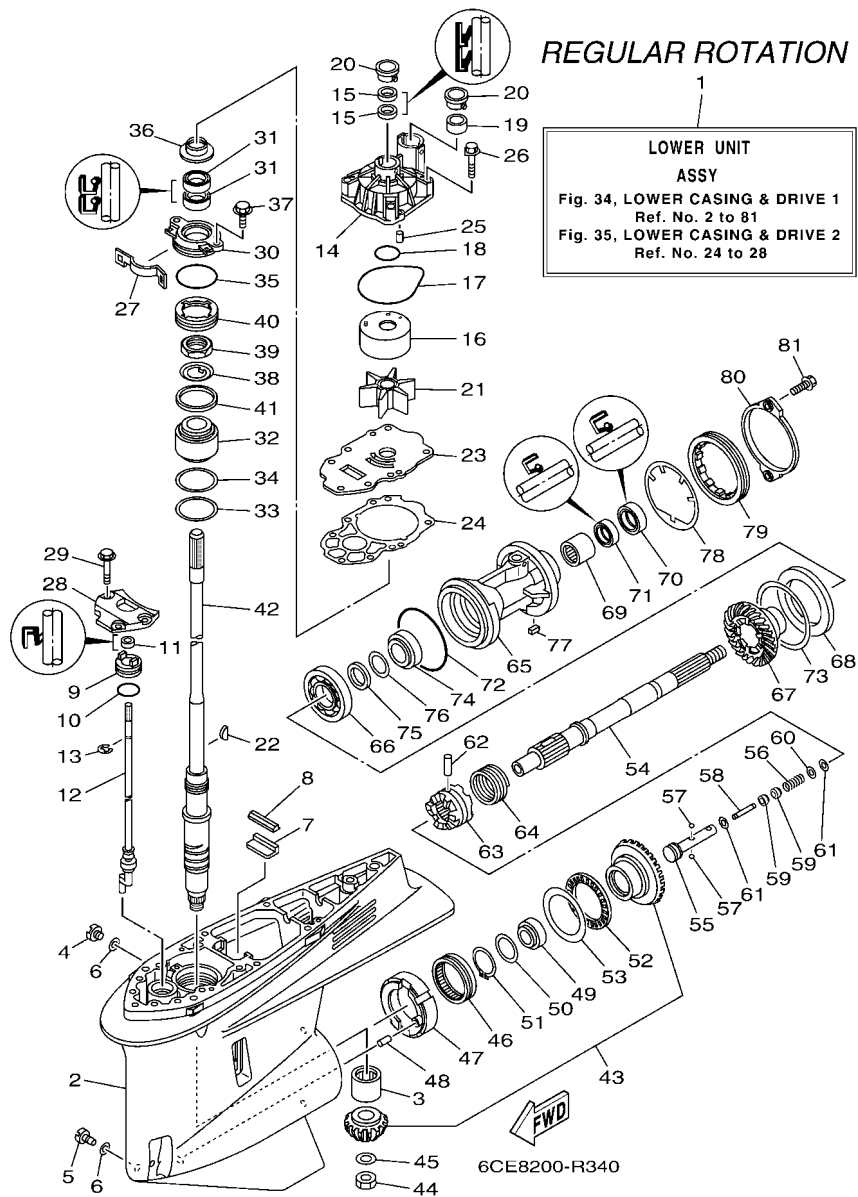


FIG. 34 LOWER CASING & DRIVE 1

IMPULSOR E INFERIOR 1

REF. NO.	PART NO. CODIGO N°	DESCRIPTION DESCRIPCION	6CE8	6CF6	REMARKS OBSERVACIONES
23	6CE-44323-01	OUTER PLATE, CARTRIDGE PLACA EXTERIOR DEL CARTUCHO	1		
24	6CE-44315-00	GASKET, WATER PUMP EMPAQUE	1		
25	93606-12019	PIN, DOWEL PASADOR DE CLAVIJA	2		
26	90119-08M14	BOLT, WITH WASHER TORNILLO CON ARANDELA	4		
27	6AW-45723-00	PLATE, SEAL PLACA DE SELLO	1		
28	6CB-44312-00	COVER, WATER PUMP HOUSING CUBIERTA CAJA BOMBA DE AGUA	1		
29	90119-08M32	BOLT, WITH WASHER TORNILLO CON ARANDELA	3		
30	6CE-45335-00-9S	HOUSING, OIL SEAL CAJA DEL SELLO DE ACEITE	1		
31	93101-28M16	OIL SEAL SELLO ACEITE	2		
32	93399-99966	BEARING COJINETE	1		
33	90201-62008	WASHER, PLATE ARANDELA PLANA	1		
34	6CE-45587-00	SHIM (T:0.10MM) LAINA (T:0.10MM)	1		UR
	6CE-45587-10	SHIM (T:0.12MM) LAINA (T:0.12MM)	1		UR
	6CE-45587-20	SHIM (T:0.15MM) LAINA (T:0.15MM)	1		UR
	6CE-45587-30	SHIM (T:0.18MM) LAINA (T:0.18MM)	1		UR
	6CE-45587-40	SHIM (T:0.30MM) LAINA (T:0.30MM)	1		UR
	6CE-45587-50	SHIM (T:0.40MM) LAINA (T:0.40MM)	1		UR
	6CE-45587-60	SHIM (T:0.50MM) LAINA (T:0.50MM)	1		UR
35	93210-64488	O-RING ANILLO O	1		
36	6AW-45344-00	COVER, OIL SEAL CUBIERTA SELLO ACEITE	1		
37	97595-08520	BOLT, WITH WASHER PERNO CON ARANDELA	2		
38	90214-30003	WASHER, CLAW ARANDELA DE POSICION	1		
39	90170-30M18	NUT TUERCA	1		
40	6CE-45244-00	NUT TUERCA	1		
41	6CE-45539-00	SPACER 2 ESPACIADOR 2	1		
42	6CE-45501-00	DRIVE SHAFT COMP. EJE DE MANDO COMPL.	1		X(25.3")
	6CE-45501-10	DRIVE SHAFT COMP. EJE DE MANDO COMPL.	1		U(30.3") U(30.3")

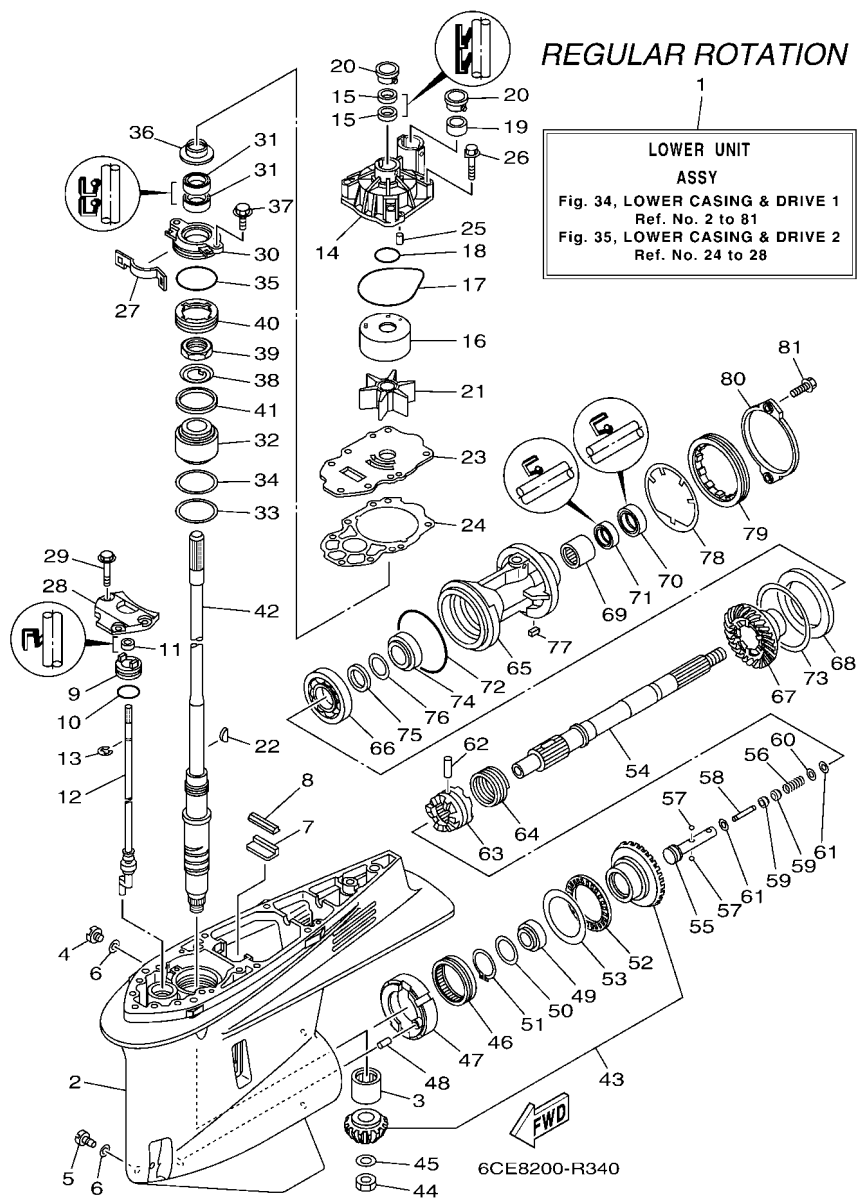


FIG. 34 LOWER CASING & DRIVE 1

IMPULSOR E INFERIOR 1

REF. NO.	PART NO. CODIGO N°	DESCRIPTION DESCRIPCION	6CE8	6CF6	REMARKS OBSERVACIONES
43	6CE-45550-00	GEAR SET JUEGO DE ENGRANE	1		
44	90170-16M19	NUT TUERCA	1		
45	90201-16M00	WASHER, PLATE ARANDELA PLANA	1		
46	93311-85894	BEARING COJINETE DE RODILLOS	1		
47	6CB-45824-00	ADAPTER ADAPTADOR	1		
48	93608-16M16	PIN, DOWEL PASADOR DE CLAVIJA	1		
49	93332-000A4	BEARING COJINETE	1		
50	90201-41008	WASHER, PLATE ARANDELA PLANA	1		
51	99009-47500	CIRCLIP PRESILLA REDONDA	1		
52	93340-67011	BEARING COJINETES CON RODAMIENTOS	1		
53	6CB-45567-00	SHIM (T:2.00MM) LAINA (T:2.00MM)	1		UR
	6CB-45567-10	SHIM (T:2.03MM) LAINA (T:2.03MM)	1		UR
	6CB-45567-20	SHIM (T:2.06MM) LAINA (T:2.06MM)	1		UR
	6CB-45567-30	SHIM (T:2.09MM) LAINA (T:2.09MM)	1		UR
	6CB-45567-40	SHIM (T:2.12MM) LAINA (T:2.12MM)	1		UR
	6CB-45567-50	SHIM (T:2.15MM) LAINA (T:2.15MM)	1		UR
54	6CB-45611-00	SHAFT, PROPELLER EJE PROPUSOR	1		
55	6CB-45634-00	SLIDE, SHIFT DESLIZADOR, CAMBIO	1		
56	90501-10M77	SPRING, COMPRESSION RESORTE DE COMPRESION	1		
57	93501-04011	BALL BOLA	2		
58	6H1-45668-00	SHAFT, FREE 1 EJE 1	1		
59	61A-45635-00	PLUNGER, SHIFT EMBOLO DE CAMBIO	2		
60	90201-02M00	WASHER, PLATE ARANDELA PLANA	1		
61	90183-02M03	NUT, SPRING TUERCA DE RESORTE	2		
62	90250-08M07	PIN, STRAIGHT PASADOR CILINDRICO	1		
63	6CE-45631-00	CLUTCH, DOG EMBRAGUE DE GARRA	1		
64	6E5-45633-01	RING, CROSS PIN ANILLO DE PASADOR	1		

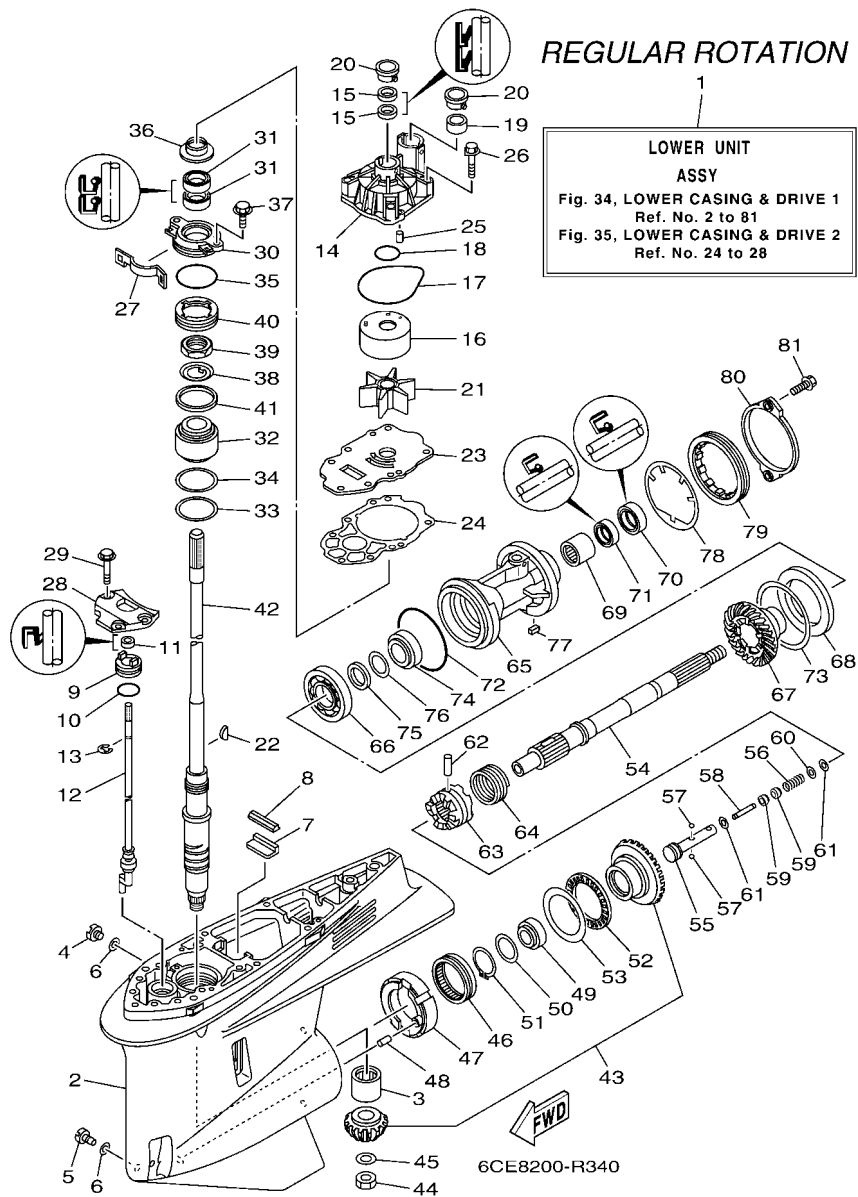
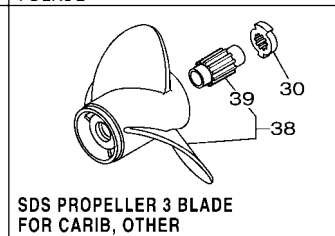
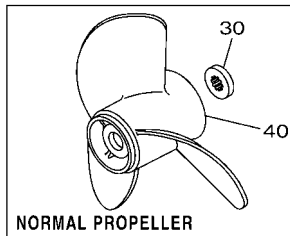
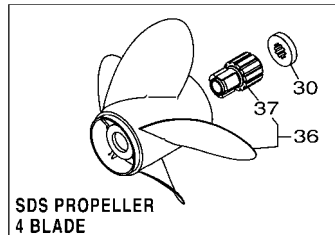
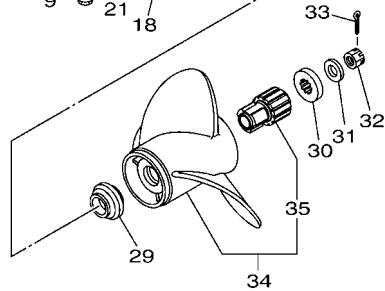
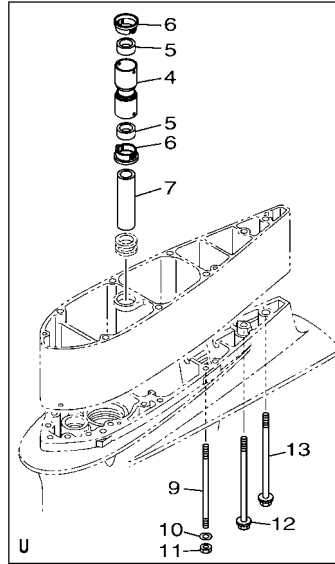
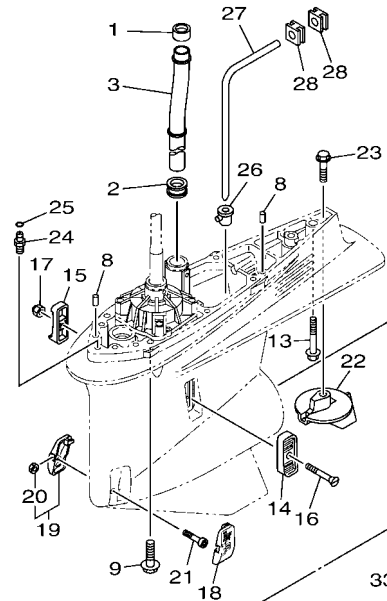


FIG. 34 LOWER CASING & DRIVE 1

IMPULSOR E INFERIOR 1

REF. NO.	PART NO. CODIGO N°	DESCRIPTION DESCRIPCION	6CE8	6CF6	REMARKS OBSERVACIONES
65	6CE-45332-00-CA	HOUSING, BEARING CAJA BALERO 2	1		
66	93306-209U0	BEARING COJINETE	1		
67	6CE-45571-00	GEAR 2 (21T) ENGRANAJE 2 (21T)	1		
68	6CB-45576-00	WASHER, THRUST 2 ARANDELA DE EMPUJE AXIAL 2	1		
69	93315-43061	BEARING COJINETE DE RODILLOS	1		
70	93101-30002	OIL SEAL SELLO ACEITE	1		
71	93101-30004	OIL SEAL SELLO ACEITE	1		
72	93211-02001	O-RING ANILLO O	1		
73	6CB-45577-00	SHIM (T:0.10MM) LAINA (T:0.10MM)	1		UR
	6CB-45577-10	SHIM (T:0.12MM) LAINA (T:0.12MM)	1		UR
	6CB-45577-20	SHIM (T:0.15MM) LAINA (T:0.15MM)	1		UR
	6CB-45577-30	SHIM (T:0.18MM) LAINA (T:0.18MM)	1		UR
	6CB-45577-40	SHIM (T:0.30MM) LAINA (T:0.30MM)	1		UR
	6CB-45577-50	SHIM (T:0.40MM) LAINA (T:0.40MM)	1		UR
	6CB-45577-60	SHIM (T:0.50MM) LAINA (T:0.50MM)	1		UR
74	93332-000A5	BEARING COJINETE	1		
75	90201-32008	WASHER, PLATE ARANDELA PLANA	1		
76	676-45567-00	SHIM (T:0.7MM) LAINA (T:0.7MM)	1		UR
	676-45567-10	SHIM (T:0.8MM) LAINA (T:0.8MM)	1		UR
	676-45567-20	SHIM (T:0.9MM) LAINA (T:0.9MM)	1		UR
	676-45567-30	SHIM (T:1.0MM) LAINA (T:1.0MM)	1		UR
	676-45567-40	SHIM (T:1.1MM) LAINA (T:1.1MM)	1		UR
	676-45567-50	SHIM (T:1.2MM) LAINA (T:1.2MM)	1		UR
77	90282-05008	KEY, STRAIGHT CHAVETA, RECTA	1		
78	6CB-45383-00	WASHER, CLAW ARANDELA DE UNA	1		
79	6CB-45384-00	NUT TUERCA	1		
80	6CE-45361-10	CAP, LOWER CASING FUNDA INFERIOR	1		

REGULAR ROTATION



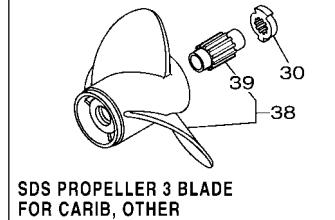
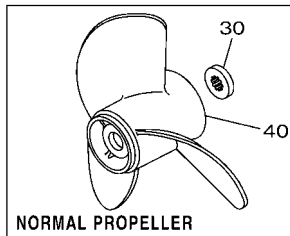
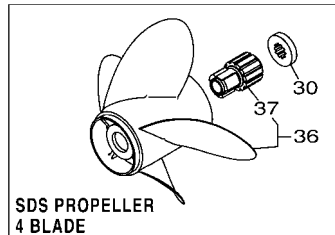
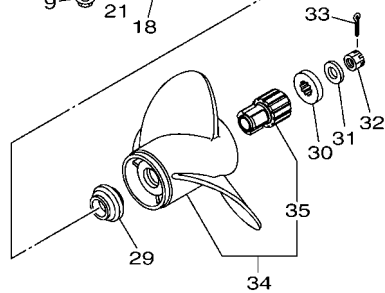
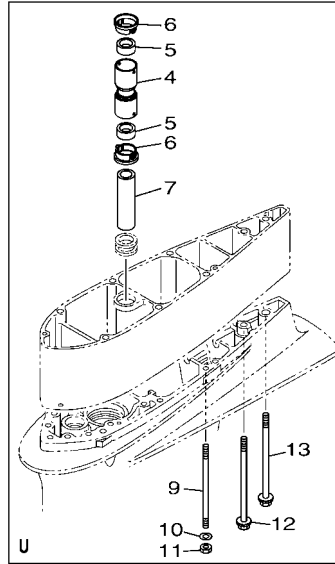
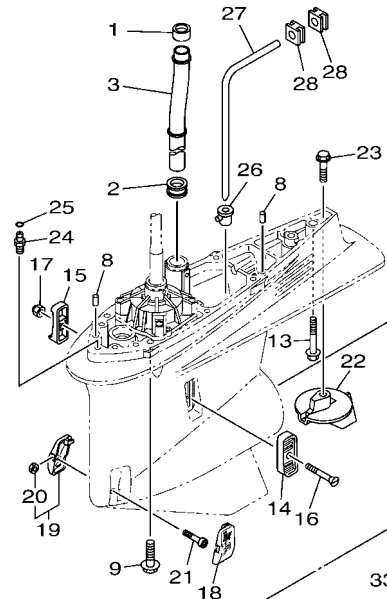
6CE8200-R350

FIG. 35 LOWER CASING & DRIVE 2

IMPULSOR E INFERIOR 2

REF. NO.	PART NO. CODIGO N°	DESCRIPTION DESCRIPCION	6CE8	6CF6	REMARKS OBSERVACIONES
1	6AW-44365-00	DAMPER, WATER SEAL 1 HULE DE SELLO DE AGUA 1	1		
2	6AW-44366-00	DAMPER, WATER SEAL 2 GOMA DEL SELLO DE AGUA 2	1		
3	6CE-44361-00	TUBE, WATER 1 TUBO DE AGUA 1	1		
4	6CE-44362-00	TUBE, WATER 2 TUBO DE AGUA 2	1		U(30.3") U(30.3")
5	6AW-44365-00	DAMPER, WATER SEAL 1 HULE DE SELLO DE AGUA 1	2		U(30.3") U(30.3")
6	6AW-44312-00	COVER, WATER PUMP HOUSING CUBIERTA CAJA BOMBA DE AGUA	2		U(30.3") U(30.3")
7	6AW-44363-00	TUBE, WATER 3 TUBO DE AGUA 3	1		U(30.3") U(30.3")
8	93608-16M16	PIN, DOWEL PASADOR DE CLAVIJA	2		
9	90119-10038	BOLT, WITH WASHER TORNILLO CON ARANDELA	7		X(25.3") X(25.3")
	90116-10041	BOLT, STUD ESPARRAGO	6		U(30.3") U(30.3")
10	90201-10048	WASHER, PLATE ARANDELA PLANA	6		U(30.3") U(30.3")
11	90170-10009	NUT TUERCA	6		U(30.3") U(30.3")
12	90119-10009	BOLT, WITH WASHER TORNILLO CON ARANDELA	1		U(30.3") U(30.3")
13	97575-10570	BOLT, WITH WASHER PERNO CON ARANDELA	1		X(25.3") X(25.3")
	90119-10008	BOLT, WITH WASHER TORNILLO CON ARANDELA	1		U(30.3") U(30.3")
14	6P2-45214-00	COVER, WATER INLET 1 CUBIERTA ENTRADA AGUA 1	1		
15	6P2-45215-00	COVER, WATER INLET 2 CUBIERTA ENTRADA AGUA 2	1		
16	90152-05M08	SCREW, COUNTERSUNK TORNILLO EMBUTIDO	1		
17	90185-05002	NUT, NYLON TUERCA AUTOBLOCANTE	1		
18	6CE-45224-00	COVER, WATER INLET 3 CUBIERTA, ENTRADA AGUA 3	1		
19	6CE-45225-00	COVER, WATER INLET 4 CUBIERTA, ENTRADA AGUA 4	1		
20	90185-05002	NUT, NYLON TUERCA AUTOBLOCANTE	1		
21	90110-05039	BOLT, HEXAGON SOCKET HEAD TORNILLO ALLEN	1		
22	61A-45371-00	TAB-TRIM QUILLA ESTABILIZADOR	1		
23	90105-10M00	BOLT, FLANGE TORNILLO	1		
24	63P-45378-00	NIPPLE, HOSE NIPLE MANGUERA	1		
25	93210-07003	O-RING ANILLO O	1		

REGULAR ROTATION



FWD
6CE8200-R350

FIG. 35 LOWER CASING & DRIVE 2

IMPULSOR E INFERIOR 2

REF. NO.	PART NO. CODIGO N°	DESCRIPTION DESCRIPCION	6CE8	6CF8	REMARKS OBSERVACIONES
26	6D0-44367-00	DAMPER, WATER SEAL 3 GOMA DEL SELLO DE AGUA 3	1		
27	6D0-44362-01	TUBE, WATER 2 TUBO DE AGUA 2	1		
28	6D0-44366-00	DAMPER, WATER SEAL 2 GOMA DEL SELLO DE AGUA 2	2		
29	69J-45987-00	SPACER 1 ESPACIADOR 1	1		
30	6CE-45997-00	SPACER 2 ESPACIADOR 2	1		FOR CAR,OTH FOR CAR,OTH
688	45997-01	SPACER 2 ESPACIADOR 2	1		AP EXCEPT FOR CAR,OTH AP EXCEPT FOR CAR,OTH
31	92990-18200	WASHER ARANDELA PLANA	1		
32	90171-18M04	NUT, CASTLE TUERCA ENTALLADA	1		
33	91490-40030	PIN, COTTER CHAVETA	1		
34	6CE-45930-20	PROPELLER (3X15-3/4"X13"-T) PROPELA (3X15-3/4"X13"-T)	1		UR SDS 3 BLADE UR SDS 3 BLADE
6CE-45976-20	PROPELLER (3X15-3/4"X15"-T) PROPELA (3X15-3/4"X15"-T)	1		UR SDS 3 BLADE UR SDS 3 BLADE	
6CE-45978-20	PROPELLER (3X15-1/2"X17"-T) PROPELA (3X15-1/2"X17"-T)	1		UR SDS 3 BLADE UR SDS 3 BLADE	
6CE-45970-20	PROPELLER (3X15-1/4"X19"-T) PROPELA (3X15-1/4"X19"-T)	1		UR SDS 3 BLADE UR SDS 3 BLADE	
6CE-45972-20	PROPELLER (3X15"X21"-T) PROPELA (3X15"X21"-T)	1		UR SDS 3 BLADE UR SDS 3 BLADE	
6CE-45974-20	PROPELLER (3X14-3/4"X23"-T) PROPELA (3X14-3/4"X23"-T)	1		UR SDS 3 BLADE UR SDS 3 BLADE	
35	6CE-45C81-10	.DAMPER RUBBER, PROPELLER 1 .AMORTIGUADOR PROPELA 1	1		
36	6CE-45B70-20	PROPELLER (4X15"X21"-T) PROPELA (4X15"X21"-T)	1		UR SDS 4 BLADE UR SDS 4 BLADE
6CE-45B72-20	PROPELLER (4X15"X22"-T) PROPELA (4X15"X22"-T)	1		UR SDS 4 BLADE UR SDS 4 BLADE	
6CE-45B74-20	PROPELLER (4X15"X23"-T) PROPELA (4X15"X23"-T)	1		UR SDS 4 BLADE UR SDS 4 BLADE	
37	6CE-45C81-10	.DAMPER RUBBER, PROPELLER 1 .AMORTIGUADOR PROPELA 1	1		
38	6CE-45978-00	PROPELLER (3X15-1/2"X17"-T) PROPELA (3X15-1/2"X17"-T)	1		UR SDS 3 BLADE FOR OTH UR SDS 3 BLADE FOR OTH
6CE-45970-10	PROPELLER (3X15-1/4"X19"-T) PROPELA (3X15-1/4"X19"-T)	1		UR SDS 3 BLADE FOR CAR UR SDS 3 BLADE FOR CAR	
39	6CE-45C81-00	.DAMPER RUBBER, PROPELLER 1 .AMORTIGUADOR PROPELA 1	1		
40	6D0-45978-00	PROPELLER (3X15-1/2"X17"-T) PROPELA (3X15-1/2"X17"-T)	1		UR NORMAL PROP. UR NORMAL PROP.
6D0-45970-10	PROPELLER (3X15-1/4"X19"-T) PROPELA (3X15-1/4"X19"-T)	1		UR NORMAL PROP. UR NORMAL PROP.	

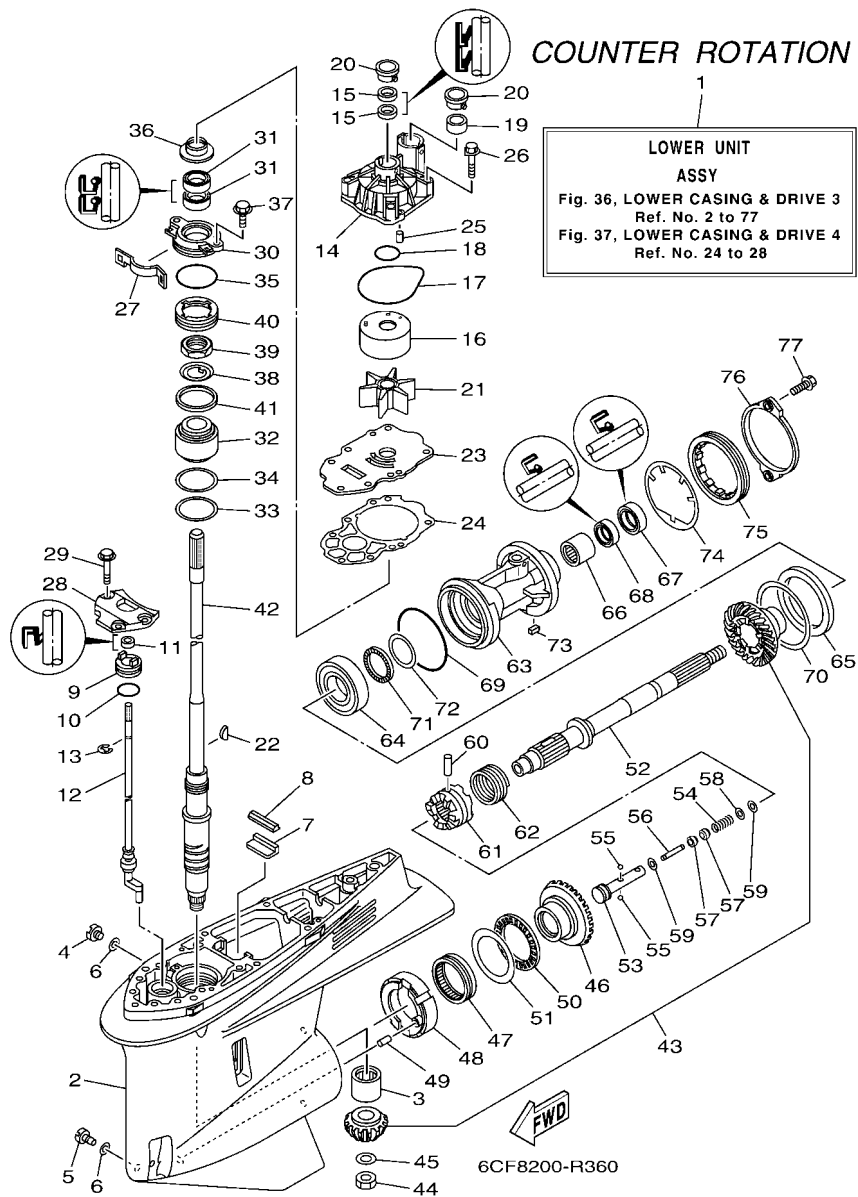


FIG. 36 LOWER CASING & DRIVE 3

IMPULSOR E INFERIOR 3

REF. NO.	PART NO. CODIGO N°	DESCRIPTION DESCRIPCION	6CE8	6CF6	REMARKS OBSERVACIONES
1	6CF-45300-01-8D	LOWER UNIT ASSY CONJUNTO UNIDAD INFERIOR		1	X(25.3"),LH
	6CF-45300-11-8D	LOWER UNIT ASSY CONJUNTO UNIDAD INFERIOR		1	X(25.3"),LH U(30.3"),LH
2	6CE-45301-00-8D	CASING, LOWER FUNDA INFERIOR COMPLETA		1	
3	93311-83280	BEARING COJINETE DE RODILLOS		1	
4	90340-08002	PLUG, STRAIGHT SCREW TORNILLO, DE DRENAJE		1	
5	688-45341-10	PLUG, DRAIN TAPON, DREN		1	
6	90430-08003	GASKET JUNTA		2	
7	663-45376-00	GUIDE, SEAL DAMPER GUIA DE SELLO GOMA		1	
8	6CE-45375-00	DAMPER, SEAL GOMA DE SELLO		1	
9	65N-45321-00	PLATE PLACA		1	X(25.3") X(25.3")
	6CE-45321-00	PLATE PLACA		1	U(30.3") U(30.3")
10	93210-33M49	O-RING ANILLO O		1	
11	93106-09014	OIL SEAL SELLO ACEITE		1	X(25.3") X(25.3")
	93106-10001	OIL SEAL SELLO ACEITE		1	U(30.3") U(30.3")
12	6CF-44150-00	SHIFT CAM ASSY CONJUNTO EJE LEVA COMPL.		1	X(25.3"),LH X(25.3"),LH
	6CF-44150-10	SHIFT CAM ASSY CONJUNTO EJE LEVA COMPL.		1	U(30.3"),LH U(30.3"),LH
13	99001-08600	CIRCLIP PRESILLA REDONDA		1	X(25.3") X(25.3")
	99001-09600	CIRCLIP PRESILLA REDONDA		1	U(30.3") U(30.3")
14	6CE-44311-01	HOUSING, WATER PUMP CAJA BOMBA DE AGUA		1	
15	93104-22M07	OIL SEAL SELLO ACEITE		2	
16	6AW-44322-00	INSERT, CARTRIDGE CARTUCHO		1	
17	93210-94003	O-RING ANILLO O		1	
18	93210-37160	O-RING ANILLO O		1	
19	6AW-44365-00	DAMPER, WATER SEAL 1 HULE DE SELLO DE AGUA 1		1	
20	6AW-44312-00	COVER, WATER PUMP HOUSING CUBIERTA CAJA BOMBA DE AGUA		2	
21	6CE-44352-00	IMPELLER IMPULSOR		1	
22	90280-04002	KEY, WOODRUFF CUNA WOODRUFF		1	

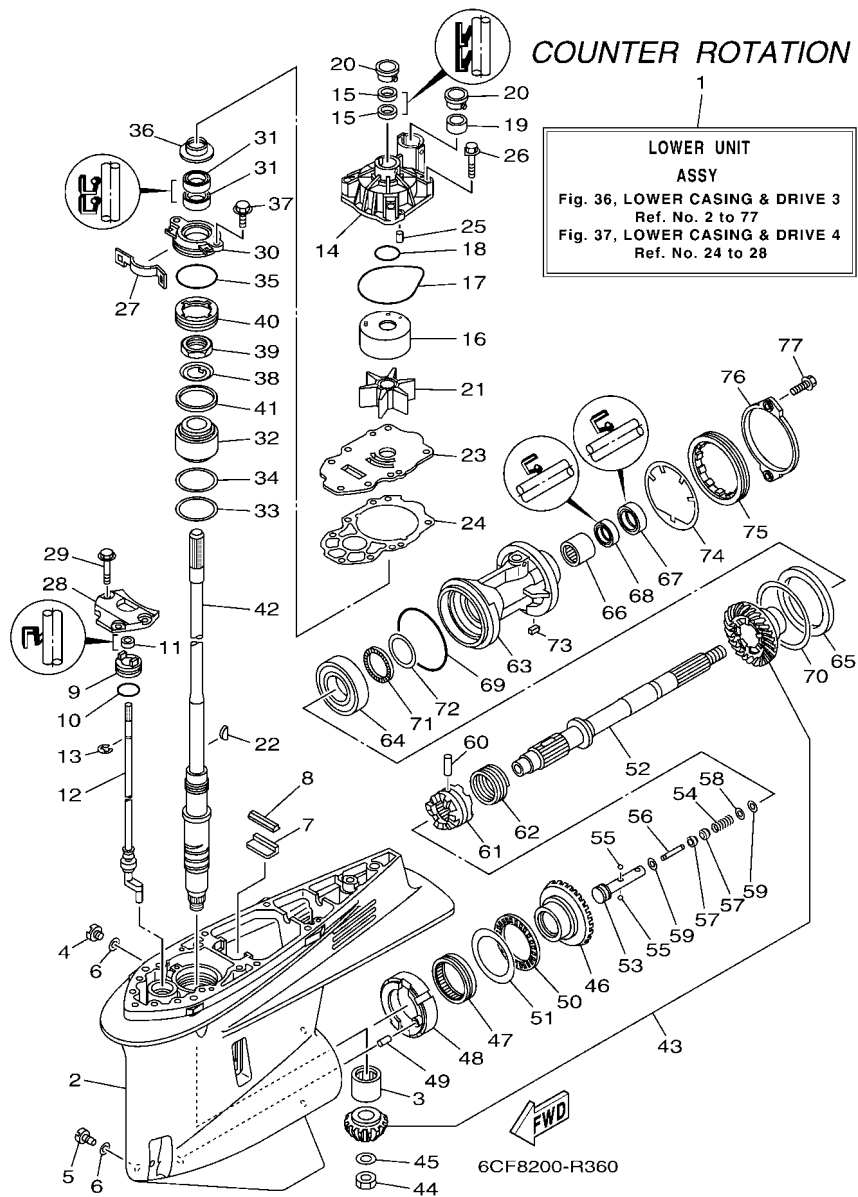


FIG. 36 LOWER CASING & DRIVE 3

IMPULSOR E INFERIOR 3

REF. NO.	PART NO. CODIGO N°	DESCRIPTION DESCRIPCION	6CE8	6CF6	REMARKS OBSERVACIONES
23	6CE-44323-01	OUTER PLATE, CARTRIDGE PLACA EXTERIOR DEL CARTUCHO		1	
24	6CE-44315-00	GASKET, WATER PUMP EMPAQUE		1	
25	93606-12019	PIN, DOWEL PASADOR DE CLAVIJA		2	
26	90119-08M14	BOLT, WITH WASHER TORNILLO CON ARANDELA		4	
27	6AW-45723-00	PLATE, SEAL PLACA DE SELLO		1	
28	6CB-44312-00	COVER, WATER PUMP HOUSING CUBIERTA CAJA BOMBA DE AGUA		1	
29	90119-08M32	BOLT, WITH WASHER TORNILLO CON ARANDELA		3	
30	6CE-45335-00-9S	HOUSING, OIL SEAL CAJA DEL SELLO DE ACEITE		1	
31	93101-28M16	OIL SEAL SELLO ACEITE		2	
32	93399-99966	BEARING COJINETE		1	
33	90201-62008	WASHER, PLATE ARANDELA PLANA		1	
34	6CE-45587-00	SHIM (T:0.10MM) LAINA (T:0.10MM)		1	UR
	6CE-45587-10	SHIM (T:0.12MM) LAINA (T:0.12MM)		1	UR
	6CE-45587-20	SHIM (T:0.15MM) LAINA (T:0.15MM)		1	UR
	6CE-45587-30	SHIM (T:0.18MM) LAINA (T:0.18MM)		1	UR
	6CE-45587-40	SHIM (T:0.30MM) LAINA (T:0.30MM)		1	UR
	6CE-45587-50	SHIM (T:0.40MM) LAINA (T:0.40MM)		1	UR
	6CE-45587-60	SHIM (T:0.50MM) LAINA (T:0.50MM)		1	UR
35	93210-64488	O-RING ANILLO O		1	
36	6AW-45344-00	COVER, OIL SEAL CUBIERTA SELLO ACEITE		1	
37	97595-08520	BOLT, WITH WASHER PERNO CON ARANDELA		2	
38	90214-30003	WASHER, CLAW ARANDELA DE POSICION		1	
39	90170-30M18	NUT TUERCA		1	
40	6CE-45244-00	NUT TUERCA		1	
41	6CE-45539-00	SPACER 2 ESPACIADOR 2		1	
42	6CE-45501-00	DRIVE SHAFT COMP. EJE DE MANDO COMPL.		1	X(25.3")
	6CE-45501-10	DRIVE SHAFT COMP. EJE DE MANDO COMPL.		1	X(25.3") U(30.3") U(30.3")

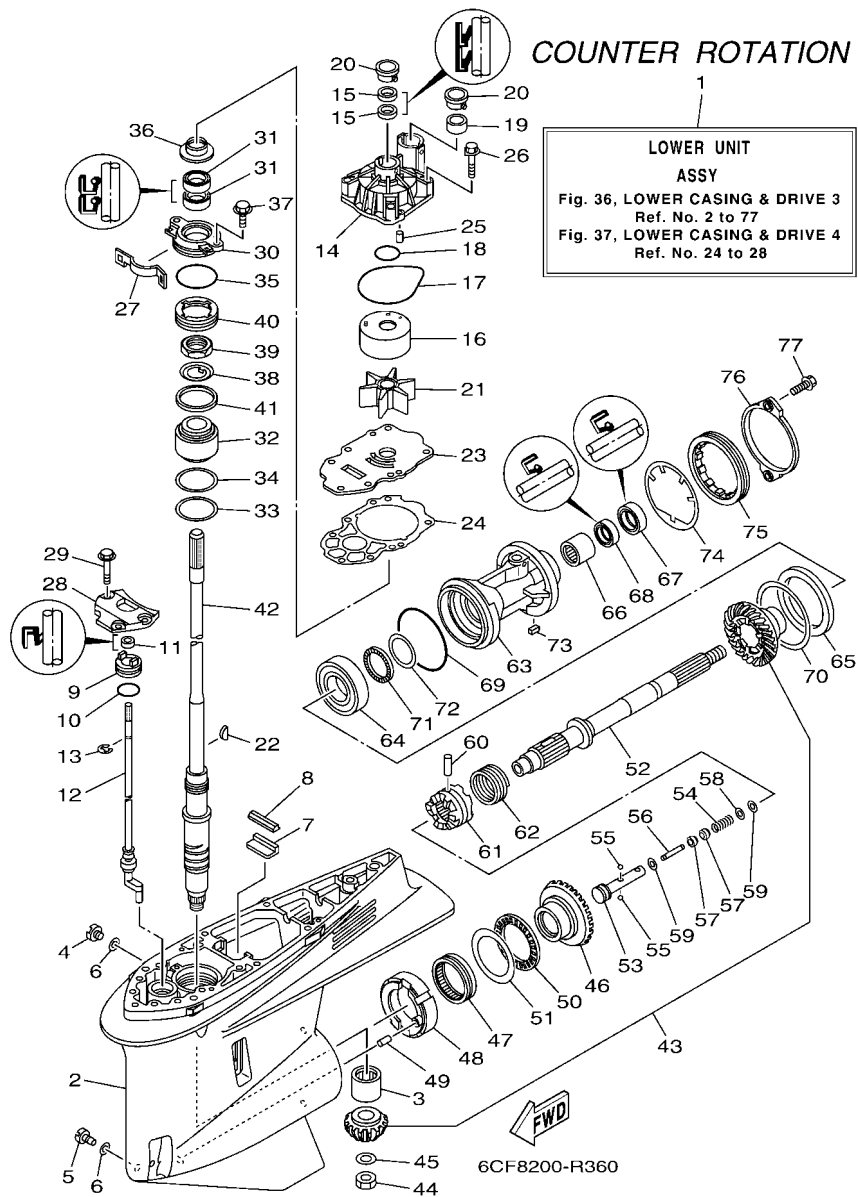


FIG. 36 LOWER CASING & DRIVE 3

IMPULSOR E INFERIOR 3

REF. NO.	PART NO. CODIGO N°	DESCRIPTION DESCRIPCION	6CE8	6CF6	REMARKS OBSERVACIONES
43	6CF-45550-00	GEAR SET JUEGO DE ENGRANE		1	
44	90170-16M19	NUT TUERCA		1	
45	90201-16M00	WASHER, PLATE ARANDELA PLANA		1	
46	6CF-45560-01	GEAR 1 (21T) ENGRANAJE 1 (21T)		1	
47	93311-85894	BEARING COJINETE DE RODILLOS		1	
48	6CB-45824-00	ADAPTER ADAPTADOR		1	
49	93608-16M16	PIN, DOWEL PASADOR DE CLAVIJA		1	
50	93340-67011	BEARING COJINETES CON RODAMIENTOS		1	
51	6CB-45567-00	SHIM (T:2.00MM) LAINA (T:2.00MM)		1	UR
	6CB-45567-10	SHIM (T:2.03MM) LAINA (T:2.03MM)		1	UR
	6CB-45567-20	SHIM (T:2.06MM) LAINA (T:2.06MM)		1	UR
	6CB-45567-30	SHIM (T:2.09MM) LAINA (T:2.09MM)		1	UR
	6CB-45567-40	SHIM (T:2.12MM) LAINA (T:2.12MM)		1	UR
	6CB-45567-50	SHIM (T:2.15MM) LAINA (T:2.15MM)		1	UR
52	6CF-45611-00	SHAFT, PROPELLER EJE PROPUSOR		1	
53	6CB-45634-00	SLIDE, SHIFT DESLIZADOR, CAMBIO		1	
54	90501-10M77	SPRING, COMPRESSION RESORTE DE COMPRESION		1	
55	93501-04011	BALL BOLA		2	
56	6H1-45668-00	SHAFT, FREE 1 EJE 1		1	
57	61A-45635-00	PLUNGER, SHIFT EMBOLO DE CAMBIO		2	
58	90201-02M00	WASHER, PLATE ARANDELA PLANA		1	
59	90183-02M03	NUT, SPRING TUERCA DE RESORTE		2	
60	90250-08M07	PIN, STRAIGHT PASADOR CILINDRICO		1	
61	6CE-45631-00	CLUTCH, DOG EMBRAGUE DE GARRA		1	
62	6E5-45633-01	RING, CROSS PIN ANILLO DE PASADOR		1	
63	6CF-45332-01-CA	HOUSING, BEARING CAJA BALERO 2		1	
64	93332-00048	BEARING COJINETE		1	

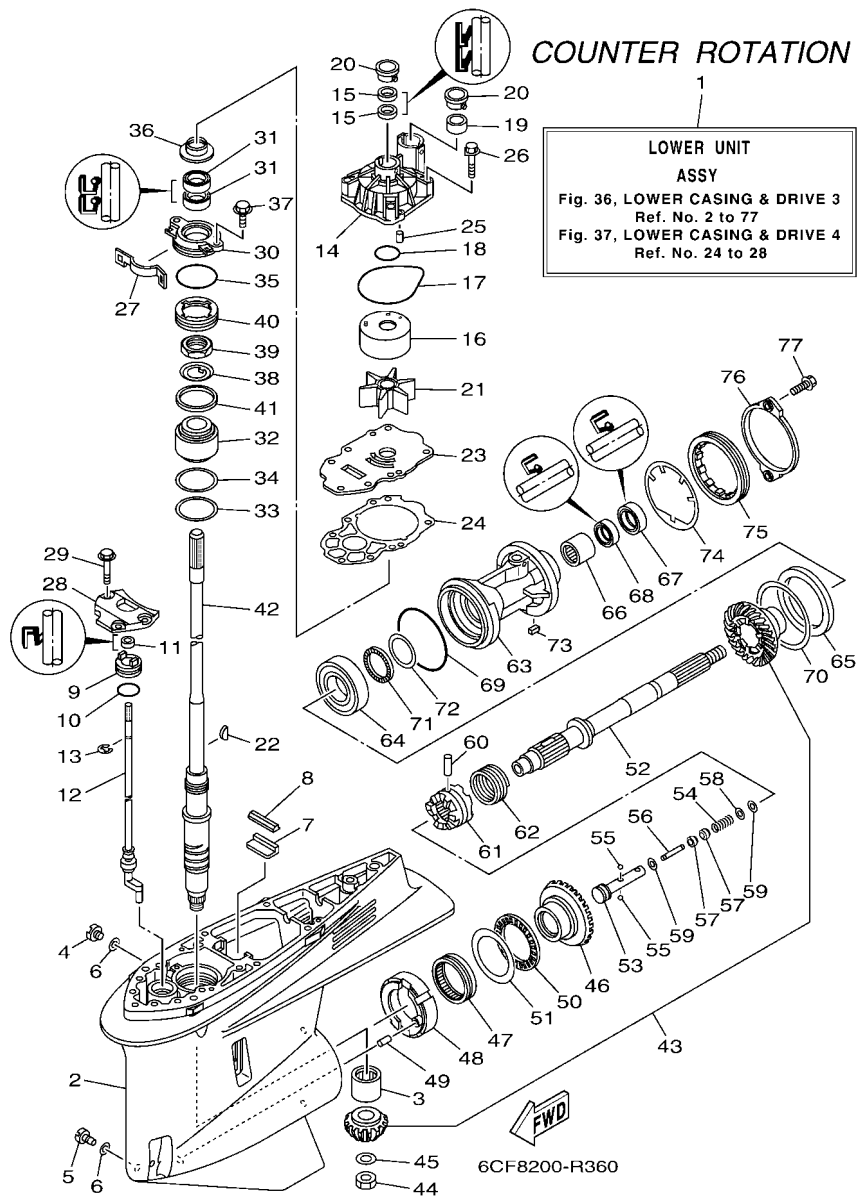
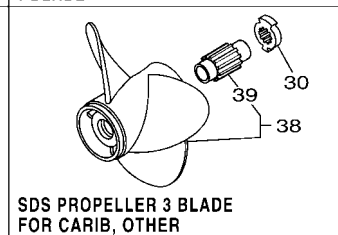
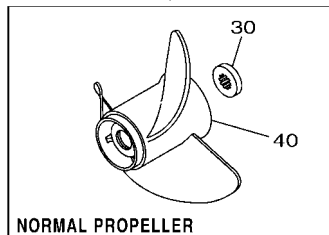
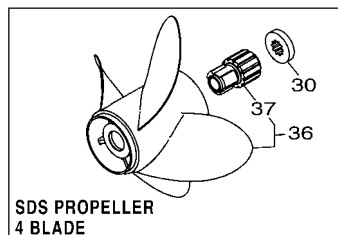
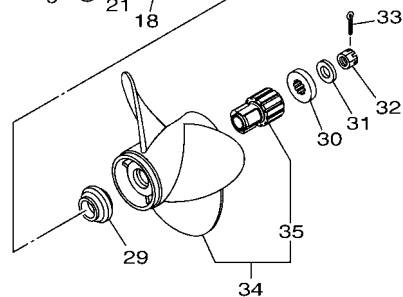
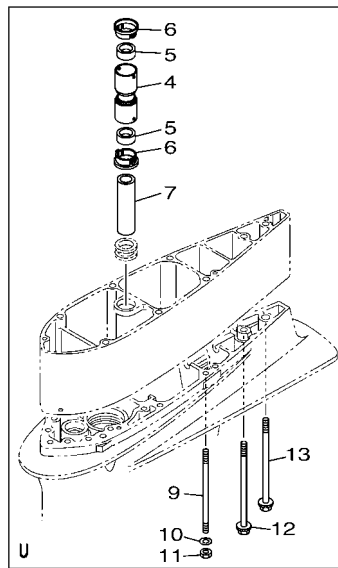
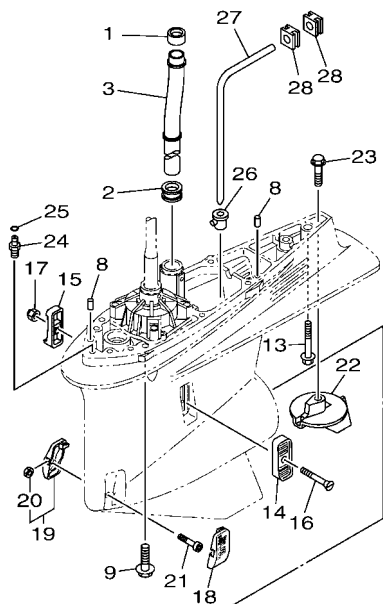


FIG. 36 LOWER CASING & DRIVE 3

IMPULSOR E INFERIOR 3

REF. NO.	PART NO. CODIGO N°	DESCRIPTION DESCRIPCION	6CE8	6CF6	REMARKS OBSERVACIONES
65	6CF-45576-00	WASHER, THRUST 2 ARANDELA DE EMPUJE AXIAL 2		1	
66	93315-43061	BEARING COJINETE DE RODILLOS		1	
67	93101-30002	OIL SEAL SELLO ACEITE		1	
68	93101-30004	OIL SEAL SELLO ACEITE		1	
69	93211-02001	O-RING ANILLO O		1	
70	6CB-45577-00	SHIM (T:0.10MM) LAINA (T:0.10MM)		1	UR
	6CB-45577-10	SHIM (T:0.12MM) LAINA (T:0.12MM)		1	UR
	6CB-45577-20	SHIM (T:0.15MM) LAINA (T:0.15MM)		1	UR
	6CB-45577-30	SHIM (T:0.18MM) LAINA (T:0.18MM)		1	UR
	6CB-45577-40	SHIM (T:0.30MM) LAINA (T:0.30MM)		1	UR
	6CB-45577-50	SHIM (T:0.40MM) LAINA (T:0.40MM)		1	UR
	6CB-45577-60	SHIM (T:0.50MM) LAINA (T:0.50MM)		1	UR
71	93341-440U5	BEARING COJINETES CON RODAMIENTOS		1	
72	6K1-45578-01	SHIM (T:0.10MM) LAINA (T:0.10MM)		1	UR
	6K1-45578-10	SHIM (T:0.12MM) LAINA (:0.12MM)		1	UR
	6K1-45578-20	SHIM (T:0.15MM) LAINA (T:0.15MM)		1	UR
	6K1-45578-30	SHIM (T:0.18MM) LAINA (T:0.18MM)		1	UR
	6K1-45578-40	SHIM (T:0.30MM) LAINA (T:0.30MM)		1	UR
	6K1-45578-50	SHIM (T:0.40MM) LAINA (T:0.40MM)		1	UR
	6K1-45578-60	SHIM (T:0.50MM) LAINA (T:0.50MM)		1	UR
73	90282-05008	KEY, STRAIGHT CHAVETA, RECTA		1	
74	6CB-45383-00	WASHER, CLAW ARANDELA DE UNA		1	
75	6CB-45384-00	NUT TUERCA		1	
76	6CE-45361-10	CAP, LOWER CASING FUNDA INFERIOR		1	
77	90105-08M61	BOLT, FLANGE TORNILLO		2	

COUNTER ROTATION



6CF8200-R370

NORMAL PROPELLER

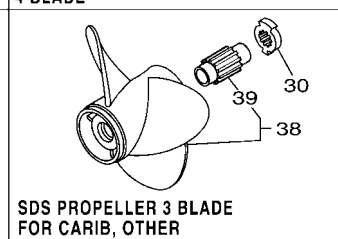
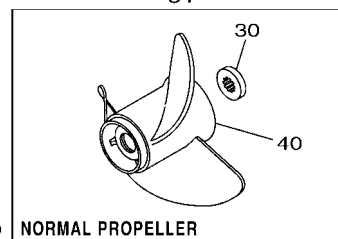
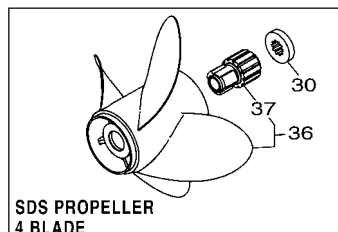
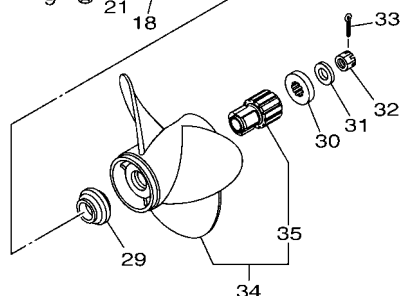
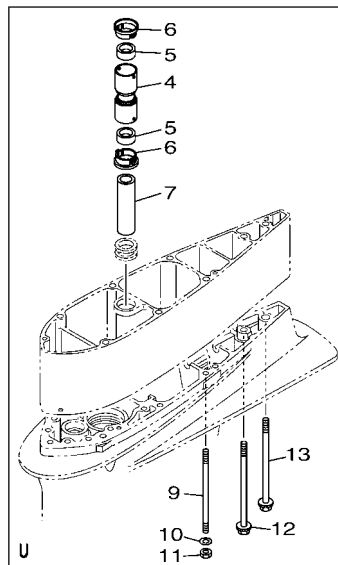
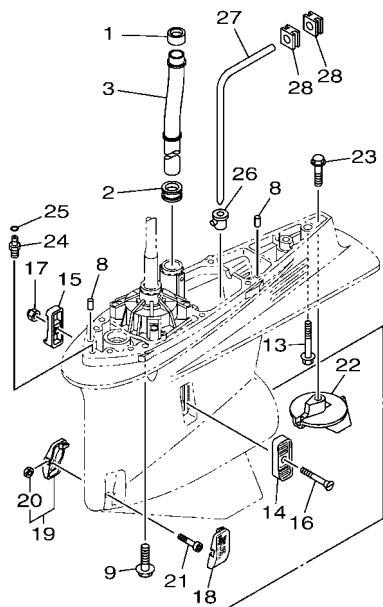
SDS PROPELLER 3 BLADE FOR CARIB, OTHER

FIG. 37 LOWER CASING & DRIVE 4

IMPULSOR E INFERIOR 4

REF. NO.	PART NO. CODIGO N°	DESCRIPTION DESCRIPCION	6CE8	6CF6	REMARKS OBSERVACIONES
1	6AW-44365-00	DAMPER, WATER SEAL 1 HULE DE SELLO DE AGUA 1		1	
2	6AW-44366-00	DAMPER, WATER SEAL 2 GOMA DEL SELLO DE AGUA 2		1	
3	6CE-44361-00	TUBE, WATER 1 TUBO DE AGUA 1		1	
4	6CE-44362-00	TUBE, WATER 2 TUBO DE AGUA 2		1	U(30.3") U(30.3")
5	6AW-44365-00	DAMPER, WATER SEAL 1 HULE DE SELLO DE AGUA 1		2	U(30.3") U(30.3")
6	6AW-44312-00	COVER, WATER PUMP HOUSING CUBIERTA CAJA BOMBA DE AGUA		2	U(30.3") U(30.3")
7	6AW-44363-00	TUBE, WATER 3 TUBO DE AGUA 3		1	U(30.3") U(30.3")
8	93608-16M16	PIN, DOWEL PASADOR DE CLAVIJA		2	
9	90119-10038	BOLT, WITH WASHER TORNILLO CON ARANDELA		7	X(25.3") X(25.3")
	90116-10041	BOLT, STUD ESPARRAGO		6	U(30.3") U(30.3")
10	90201-10048	WASHER, PLATE ARANDELA PLANA		6	U(30.3") U(30.3")
11	90170-10009	NUT TUERCA		6	U(30.3") U(30.3")
12	90119-10009	BOLT, WITH WASHER TORNILLO CON ARANDELA		1	U(30.3") U(30.3")
13	97575-10570	BOLT, WITH WASHER PERNO CON ARANDELA		1	X(25.3") X(25.3")
	90119-10008	BOLT, WITH WASHER TORNILLO CON ARANDELA		1	U(30.3") U(30.3")
14	6P2-45214-00	COVER, WATER INLET 1 CUBIERTA ENTRADA AGUA 1		1	
15	6P2-45215-00	COVER, WATER INLET 2 CUBIERTA ENTRADA AGUA 2		1	
16	90152-05M08	SCREW, COUNTERSUNK TORNILLO EMBUTIDO		1	
17	90185-05002	NUT, NYLON TUERCA AUTOBLOCANTE		1	
18	6CE-45224-00	COVER, WATER INLET 3 CUBIERTA, ENTRADA AGUA 3		1	
19	6CE-45225-00	COVER, WATER INLET 4 CUBIERTA, ENTRADA AGUA 4		1	
20	90185-05002	NUT, NYLON TUERCA AUTOBLOCANTE		1	
21	90110-05039	BOLT, HEXAGON SOCKET HEAD TORNILLO ALLEN		1	
22	61A-45371-00	TAB-TRIM QUILLA ESTABILIZADOR		1	
23	90105-10M00	BOLT, FLANGE TORNILLO		1	
24	63P-45378-00	NIPPLE, HOSE NIPLE MANGUERA		1	
25	93210-07003	O-RING ANILLO O		1	

COUNTER ROTATION



6CF8200-R370

NORMAL PROPELLER

SDS PROPELLER 3 BLADE FOR CARIB, OTHER

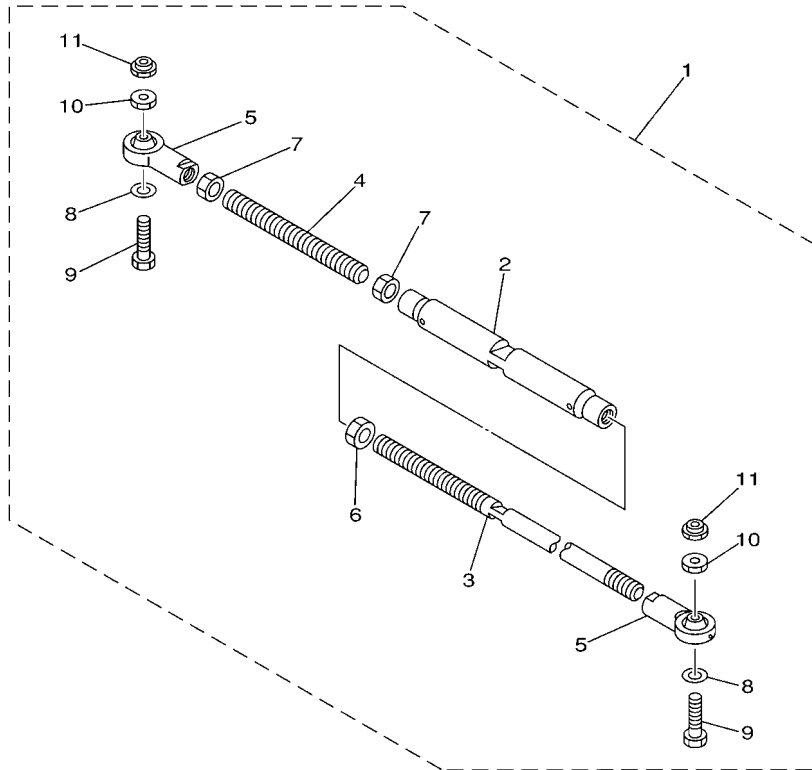
FIG. 37 LOWER CASING & DRIVE 4

IMPULSOR E INFERIOR 4

REF. NO.	PART NO. CODIGO N°	DESCRIPTION DESCRIPCION	6CE8	6CF8	REMARKS OBSERVACIONES
26	6D0-44367-00	DAMPER, WATER SEAL 3 GOMA DEL SELLO DE AGUA 3		1	
27	6D0-44362-01	TUBE, WATER 2 TUBO DE AGUA 2		1	
28	6D0-44366-00	DAMPER, WATER SEAL 2 GOMA DEL SELLO DE AGUA 2		2	
29	69J-45987-00	SPACER 1 ESPACIADOR 1		1	
30	6CE-45997-00	SPACER 2 ESPACIADOR 2		1	FOR CAR,OTH FOR CAR,OTH
688	45997-01	SPACER 2 ESPACIADOR 2		1	AP EXCEPT FOR CAR,OTH AP EXCEPT FOR CAR,OTH
31	92990-18200	WASHER ARANDELA PLANA		1	
32	90171-18M04	NUT, CASTLE TUERCA ENTALLADA		1	
33	91490-40030	PIN, COTTER CHAVETA		1	
34	6CF-45930-20	PROPELLER (3X15-3/4"X13"-TL) PROPELA (3X15-3/4"X13"-TL)		1	UR SDS 3 BLADE UR SDS 3 BLADE
6CF-45976-20	PROPELLER (3X15-3/4"X15"-TL) PROPELA (3X15-3/4"X15"-TL)		1		UR SDS 3 BLADE UR SDS 3 BLADE
6CF-45978-20	PROPELLER (3X15-1/2"X17"-TL) PROPELA (3X15-1/2"X17"-TL)		1		UR SDS 3 BLADE UR SDS 3 BLADE
6CF-45970-20	PROPELLER (3X15-1/4"X19"-TL) PROPELA (3X15-1/4"X19"-TL)		1		UR SDS 3 BLADE UR SDS 3 BLADE
6CF-45972-20	PROPELLER (3X15"X21"-TL) PROPELA (3X15"X21"-TL)		1		UR SDS 3 BLADE UR SDS 3 BLADE
6CF-45974-20	PROPELLER (3X14-3/4"X23"-TL) PROPELA (3X14-3/4"X23"-TL)		1		UR SDS 3 BLADE UR SDS 3 BLADE
35	6CE-45C81-10	.DAMPER RUBBER, PROPELLER 1 .AMORTIGUADOR PROPELA 1		1	
36	6CF-45B70-20	PROPELLER (4X15"X21"-TL) PROPELA (4X15"X21"-TL)		1	UR SDS 4 BLADE UR SDS 4 BLADE
6CF-45B72-20	PROPELLER (4X15"X22"-TL) PROPELA (4X15"X22"-TL)		1		UR SDS 4 BLADE UR SDS 4 BLADE
6CF-45B74-20	PROPELLER (4X15"X23"-TL) PROPELA (4X15"X23"-TL)		1		UR SDS 4 BLADE UR SDS 4 BLADE
37	6CE-45C81-10	.DAMPER RUBBER, PROPELLER 1 .AMORTIGUADOR PROPELA 1		1	
38	6CF-45978-00	PROPELLER (3X15-1/2"X17"-TL) PROPELA (3X15-1/2"X17"-TL)		1	UR SDS 3 BLADE FOR OTH UR SDS 3 BLADE FOR OTH
6CF-45970-10	PROPELLER (3X15-1/4"X19"-TL) PROPELA (3X15-1/4"X19"-TL)		1		UR SDS 3 BLADE FOR CAR UR SDS 3 BLADE FOR CAR
39	6CE-45C81-00	.DAMPER RUBBER, PROPELLER 1 .AMORTIGUADOR PROPELA 1		1	
40	6D1-45978-00	PROPELLER (3X15-1/2"X17"-TL) PROPELA (3X15-1/2"X17"-TL)		1	UR NORMAL PROP. UR NORMAL PROP.
6D1-45970-10	PROPELLER (3X15-1/4"X19"-TL) PROPELA (3X15-1/4"X19"-TL)		1		UR NORMAL PROP. UR NORMAL PROP.

FIG. 39 STEERING GUIDE ATTACHMENT 2

ADITAMENTO GUIA DE GOBIERNO 2

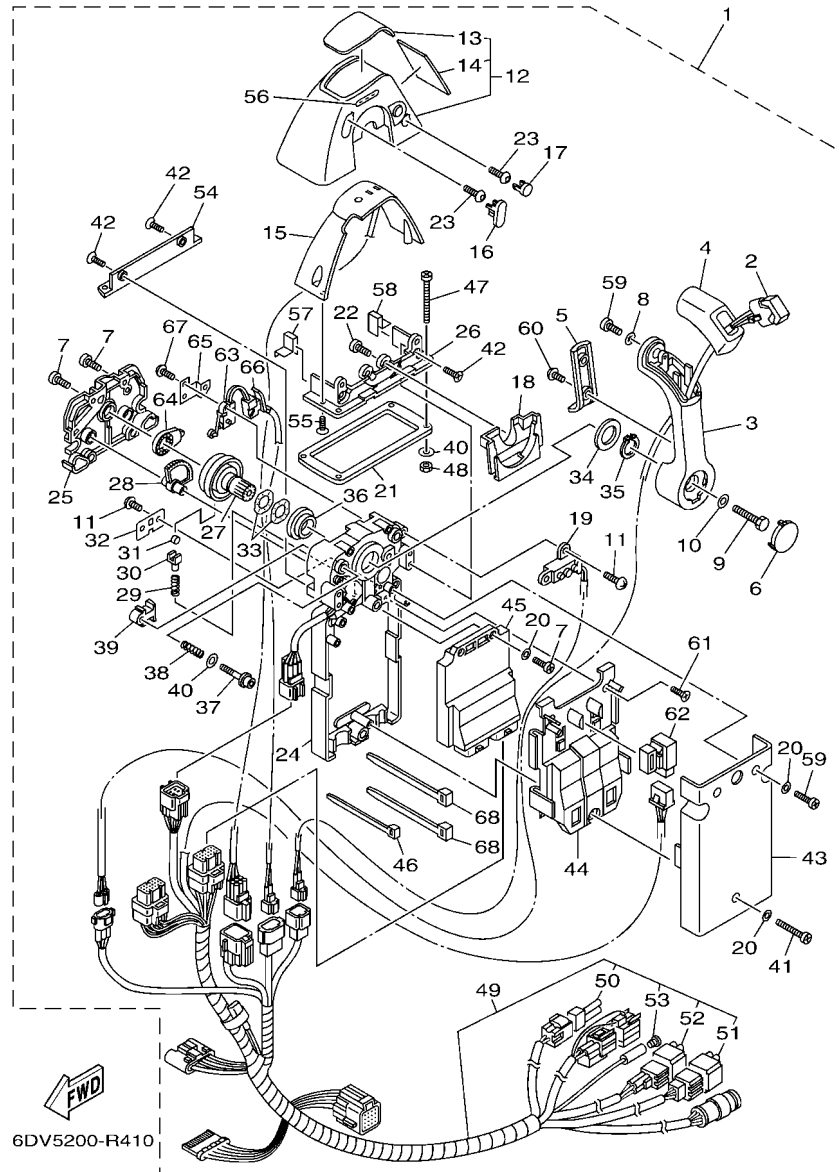


REF. NO.	PART NO. CODIGO N°	DESCRIPTION DESCRIPCION	6CE8	6CF6	REMARKS OBSERVACIONES
1	6E5-61301-01	TWIN KIT (L:600-800MM) KIT ADITAMENTO (L:600-800MM)		1	AP EXCEPT FOR NME,BRA AP EXCEPT FOR NME,BRA
2	6E5-61313-00	.ADJUSTER .AJUSTADOR		1	
3	6E5-61311-11	.TIE BAR .BARRA SEPARADORA		1	
4	6E5-61315-00	.TIE BAR .ROTOR DE BOMBA AGUA		1	
5	6E5-61303-00	.STEERING AXLE COMP. .OJO-DIRECCION COMPL.		2	
6	90170-14M06	.NUT .TUERCA		1	
7	95380-14700	.NUT .TUERCA		2	
8	90201-10M76	.WASHER, PLATE .ARANDELA PLANA		2	
9	90101-09M70	.BOLT .TORNILLO		2	
10	90170-09M05	.NUT .TUERCA		2	
11	90185-09M01	.NUT, SELF-LOCKING .TUERCA AUTOBLOCANTE		2	

67H0100-0300

FIG. 40 DBW REMOTE CONTROL 1 (SINGLE)

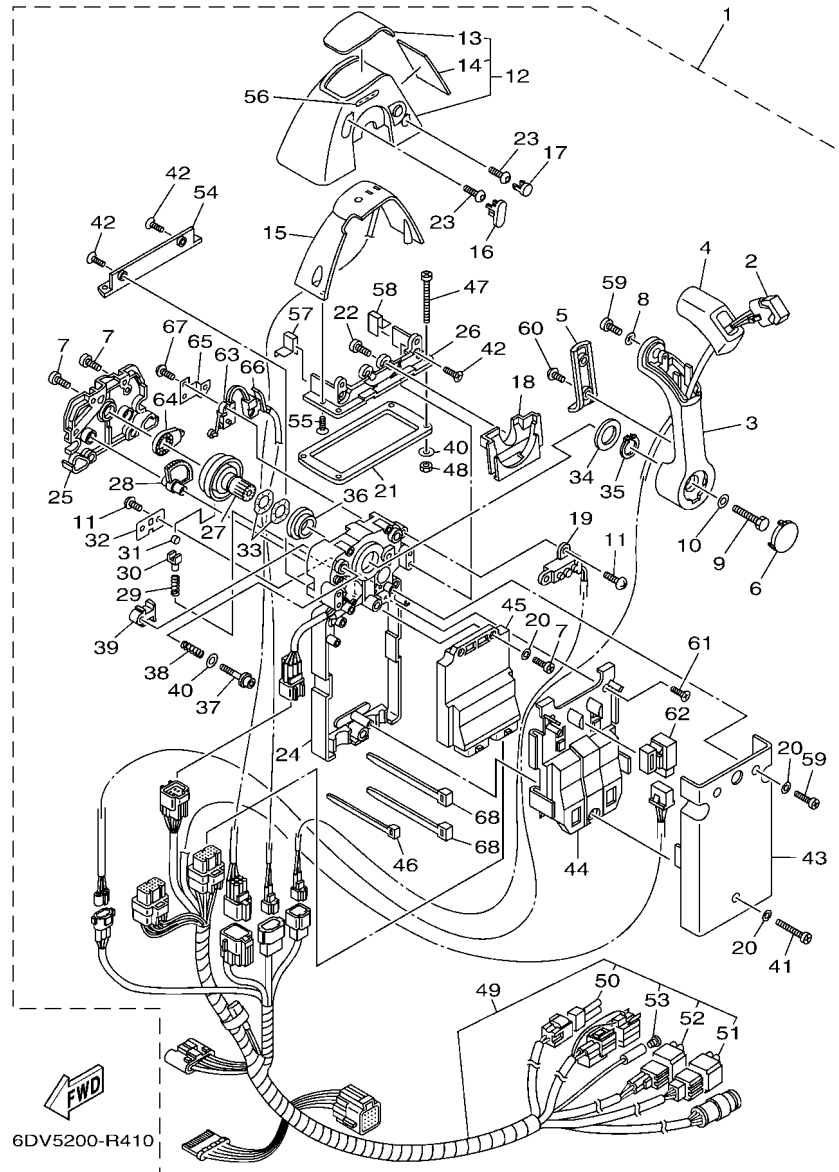
CAJA DE CONTROL 1 (UNICO)



REF. NO.	PART NO. CODIGO N°	DESCRIPTION DESCRIPCION	6CE8	6CF8	REMARKS OBSERVACIONES
1	6X6-48205-60	REMOTE CONTROL ASSY (SINGLE) REMOTO CONTROL COMPL.	1		NOT FOR SALE NOT FOR SALE
2	6X6-82563-01	.TRIM & TILT SWITCH ASSY .INTERRUPTOR DE INCLINACION	1		
3	6X6-48221-00	.LEVER, CONTROL .PALANCA CONTROL	1		
4	6X6-48222-00	.GRIP, CONTROL LEVER .MANGO DE PALANCA CONTROL	1		
5	6X6-48224-00	.COVER, CONTROL LEVER .CUBIERTA DE PALANCA CONTROL	1		
6	6X6-48224-10	.COVER, CONTROL LEVER .CUBIERTA DE PALANCA CONTROL	1		
7	98580-05014	.SCREW, PAN HEAD .TORNILLO DE CABEZA CRUZADA	6		
8	92990-05300	.WASHER, INTERNAL TOOTH .ARANDELA PLANA	1		
9	6X6-48171-00	.BOLT .TORNILLO	1		
10	92990-08600	.WASHER, PLATE .ARANDELA PLANA	1		
11	EL8-48127-00	.SCREW 1 .TORNILLO 1	4		
12	6X6-48119-04	.COVER .CUBIERTA	1		
13	6X6-48215-30	.GRAPHIC .CALCOMANIA 1	1		
14	6X6-48216-00	.GRAPHIC .CALCOMANIA 2	1		
15	6X6-84301-00	.PILOT LIGHT ASSY 1 .LUZ PILOTO COMPLETA 1	1		
16	6X6-48167-00	.PLUG .TAPON AGUJERO	1		
17	6X6-48167-50	.PLUG .TAPON AGUJERO	1		
18	6X6-48219-00	.COVER, LEAD .CUBIERTA	1		
19	6X6-8259E-00	.SWITCH ASSY .INTERRUPTOR COMPL	1		
20	92990-05200	.WASHER, PLAIN .ARANDELA PLANA	5		
21	6X6-48176-00	.GROMMET .TOPON	1		
22	98580-04010	.SCREW, PAN HEAD .TORNILLO DE CABEZA CRUZADA	2		
23	6X6-48267-C0	.BOLT SET .JUEGO DE TORNILLO	2		
24	6X6-481A0-02	.REMO-CON. CASE ASSY .CAJA COMPLET	1		
25	6X6-48212-00	.BACK PLATE 1 .PLACA TRASERA 1	1		
26	6X6-48144-10	.PLATE, STOPPER 2 .PLACA, RETEN 2	1		
27	6X6-48242-02	.SHAFT, DRIVE .EJE, PROPULSION	1		

FIG. 40 DBW REMOTE CONTROL 1 (SINGLE)

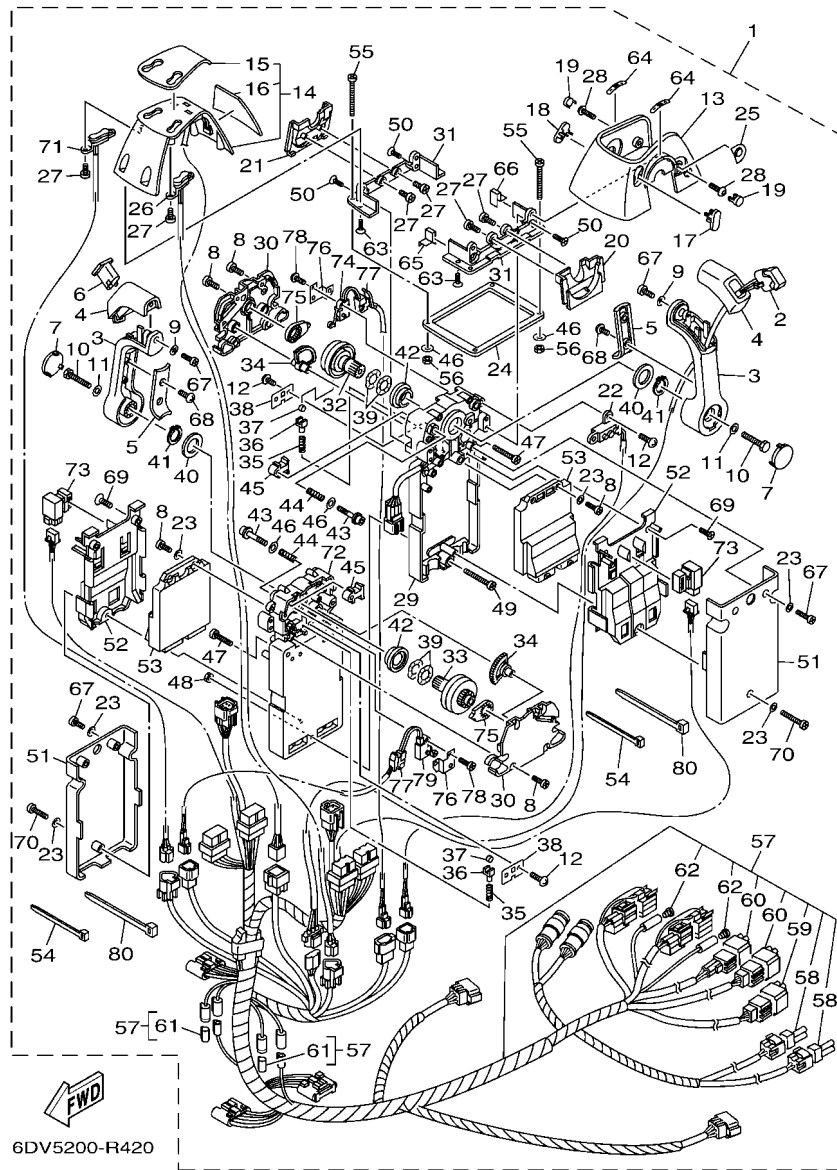
CAJA DE CONTROL 1 (UNICO)



REF. NO.	PART NO. CODIGO N°	DESCRIPTION DESCRIPCION	6CE8	6CF8	REMARKS OBSERVACIONES
28	6X6-48233-01	.GEAR 2 .ENGRANAJE 2	1		
29	6X6-48238-00	.SPRING, DETENT .RESORTE	1		
30	6X6-48237-00	.ADAPTOR .ADAPTADOR	1		
31	6X6-48236-00	.ROLLER, DETENT .RODILLO	1		
32	6X6-48189-00	.RETAINER .RETENEDOR	1		
33	703-48198-00	.WASHER, WAVE .RONDANA ONDULADA 3	2		
34	6X6-48193-00	.WASHER 3 .RONDANA 3	1		
35	6X6-48118-00	.CLIP, SHIFT LEVER .CLIP DE PALANCA DEL CAMBIO	1		
36	6X6-48234-00	.BUSHING 1 .BUJE	1		
37	6X6-48267-00	.BOLT SET .JUEGO DE TORNILLO	1		
38	6X6-48158-00	.SPRING 1 .RESORTE 1	1		
39	6X6-48264-00	.FRICTION, THROTTLE .FRICCION DE ACELERADOR	1		
40	704-48287-00	.WASHER .ARANDELA	5		
41	6X6-81145-01	.SCREW 1 .TORNILLO 1	1		
42	6X6-81147-00	.SCREW 3 .TORNILLO 3	4		
43	6X6-48213-00	.BACK PLATE 2 .PLACA TRASERA 2	1		
44	6X6-48228-01	.HOLDER, SWITCH .MORDAZA	1		
45	6X6-85590-30	.CONTROL UNIT ASSY .UNIDAD DE CONTROL COMPLETA	1		
46	703-82591-00	.BAND .BANDA	2		
47	97780-50145	.SCREW, TAPPING .TORNILLO DE CABEZA DE CONO ACH	4		UR UR
	98580-05060	.SCREW, PAN HEAD .TORNILLO DE CABEZA CRUZADA	4		UR UR
48	95380-05600	.NUT .TUERCA	4		
49	6X6-82580-J0	.WIRE HARNESS ASSY 2 .CONJUNTO DE CABLES 2	1		
50	6X6-82585-20	.CAP 2 (2P) .TAPA 2 (2P)	1		
51	6X6-82585-60	.CAP 2 (6P) .TAPA 2 (6P)	1		
52	6Y8-82582-11	.CAP 1 (4PIN) .CUBIERTA DE ARNES DE CABLE	1		
53	703-82119-00	.COVER, LEAD WIRE .CUBIERTA DE CABLE CONDUCTOR	1		

FIG. 41 DBW REMOTE CONTROL 2 (TWIN)

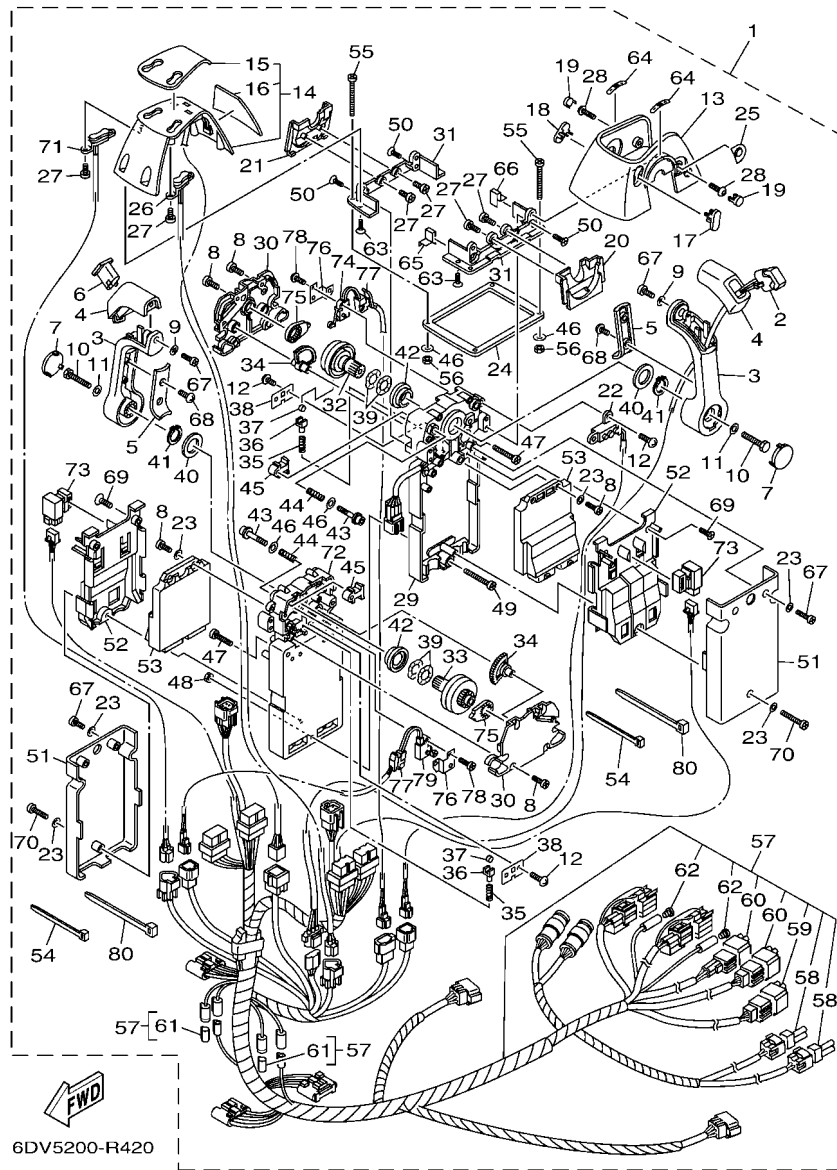
CAJA DE CONTROL 2 (DOBLE)



REF. NO.	PART NO. CODIGO N°	DESCRIPTION DESCRIPCION	6CE8	6CF6	REMARKS OBSERVACIONES
1	6X6-48207-60	REMOTE CONTROL ASSY (TWIN) REMOTO CONTROL COMPL.		1	NOT FOR SALE NOT FOR SALE
2	6X6-82563-01	.TRIM & TILT SWITCH ASSY .INTERRUPTOR DE INCLINACION		1	
3	6X6-48221-00	.LEVER, CONTROL .PALANCA CONTROL		2	
4	6X6-48222-00	.GRIP, CONTROL LEVER .MANGO DE PALANCA CONTROL		2	
5	6X6-48224-00	.COVER, CONTROL LEVER .CUBIERTA DE PALANCA CONTROL		2	
6	6X6-48222-10	.GRIP, CONTROL LEVER .MANGO DE PALANCA CONTROL		1	
7	6X6-48224-10	.COVER, CONTROL LEVER .CUBIERTA DE PALANCA CONTROL		2	
8	98580-05014	.SCREW, PAN HEAD .TORNILLO DE CABEZA CRUZADA		12	
9	92990-05300	.WASHER, INTERNAL TOOTH .ARANDELA PLANA		2	
10	6X6-48171-00	.BOLT .TORNILLO		2	
11	92990-08600	.WASHER, PLATE .ARANDELA PLANA		2	
12	EL8-48127-00	.SCREW 1 .TORNILLO 1		6	
13	6X6-48119-10	.COVER .CUBIERTA		1	
14	6X6-84301-13	.PILOT LIGHT ASSY 1 .LUZ PILOTO COMPLETA 1		1	
15	6X6-48215-40	.GRAPHIC .CALCOMANIA 1		1	
16	6X6-48216-10	.GRAPHIC .CALCOMANIA 2		1	
17	6X6-48167-10	.PLUG .TAPON AGUJERO		1	
18	6X6-48167-20	.PLUG .TAPON AGUJERO		1	
19	6X6-48167-60	.PLUG .TAPON AGUJERO		2	
20	6X6-48219-10	.COVER, LEAD .CUBIERTA		1	
21	6X6-48219-20	.COVER, LEAD .CUBIERTA		1	
22	6X6-8259E-00	.SWITCH ASSY .INTERRUPTOR COMPL		1	
23	92990-05200	.WASHER, PLAIN .ARANDELA PLANA		10	
24	6X6-48176-10	.GROMMET .TOPON		1	
25	6X6-48225-00	.COVER .CUBIERTA		1	
26	6X6-82563-40	.TRIM & TILT SWITCH ASSY .INTERRUPTOR DE INCLINACION		1	
27	98580-04010	.SCREW, PAN HEAD .TORNILLO DE CABEZA CRUZADA		8	

FIG. 41 DBW REMOTE CONTROL 2 (TWIN)

CAJA DE CONTROL 2 (DOBLE)

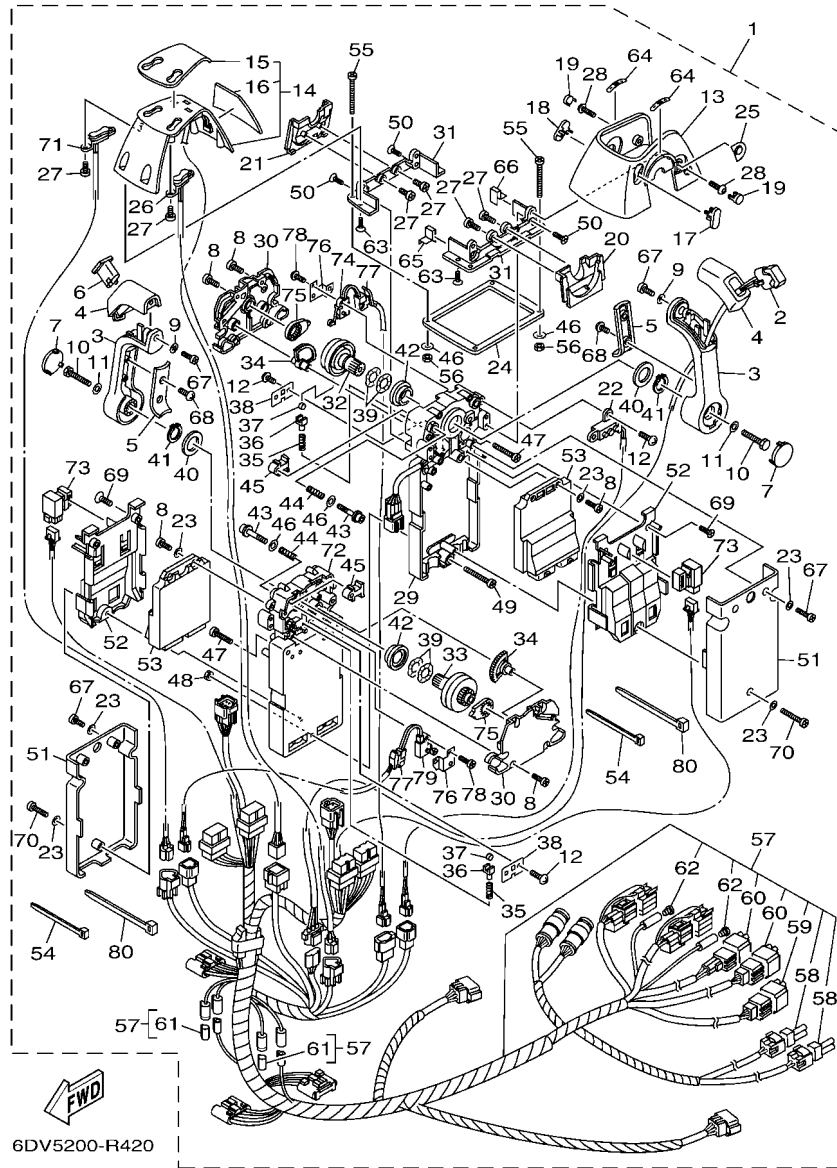


6DV5200-R420

REF. NO.	PART NO. CODIGO N°	DESCRIPTION DESCRIPCION	6CE8	6CF6	REMARKS OBSERVACIONES
28	6X6-48267-C0	.BOLT SET .JUEGO DE TORNILLO		2	
29	6X6-481A0-02	.REMO-CON. CASE ASSY .CAJA COMPLET		1	
30	6X6-48212-00	.BACK PLATE 1 .PLACA TRASERA 1		2	
31	6X6-48144-10	.PLATE, STOPPER 2 .PLACA, RETEN 2		2	
32	6X6-48242-02	.SHAFT, DRIVE .EJE, PROPULSION		1	
33	6X6-48242-12	.SHAFT, DRIVE .EJE, PROPULSION		1	
34	6X6-48233-01	.GEAR 2 .ENGRANAJE 2		2	
35	6X6-48238-00	.SPRING, DETENT .RESORTE		2	
36	6X6-48237-00	.ADAPTOR .ADAPTADOR		2	
37	6X6-48236-00	.ROLLER, DETENT .RODILLO		2	
38	6X6-48189-00	.RETAINER .RETENEDOR		2	
39	703-48198-00	.WASHER, WAVE .RONDANA ONDULADA 3		4	
40	6X6-48193-00	.WASHER 3 .RONDANA 3		2	
41	6X6-48118-00	.CLIP, SHIFT LEVER .CLIP DE PALANCA DEL CAMBIO		2	
42	6X6-48234-00	.BUSHING 1 .BUJE		2	
43	6X6-48267-00	.BOLT SET .JUEGO DE TORNILLO		2	
44	6X6-48158-00	.SPRING 1 .RESORTE 1		2	
45	6X6-48264-00	.FRICTION, THROTTLE .FRICCION DE ACELERADOR		2	
46	704-48287-00	.WASHER .ARANDELA		6	
47	98580-05025	.SCREW, PAN HEAD .TORNILLO DE CABEZA CRUZADA		2	
48	704-48156-00	.NUT 1 .TUERCA 1		1	
49	704-48283-00	.SCREW .TORNILLO 3		1	
50	6X6-81147-00	.SCREW 3 .TORNILLO 3		4	
51	6X6-48213-00	.BACK PLATE 2 .PLACA TRASERA 2		2	
52	6X6-48228-01	.HOLDER, SWITCH .MORDAZA		2	
53	6X6-85590-30	.CONTROL UNIT ASSY .UNIDAD DE CONTROL COMPLETA		2	
54	703-82591-00	.BAND .BANDA		4	

FIG. 41 DBW REMOTE CONTROL 2 (TWIN)

CAJA DE CONTROL 2 (DOBLE)

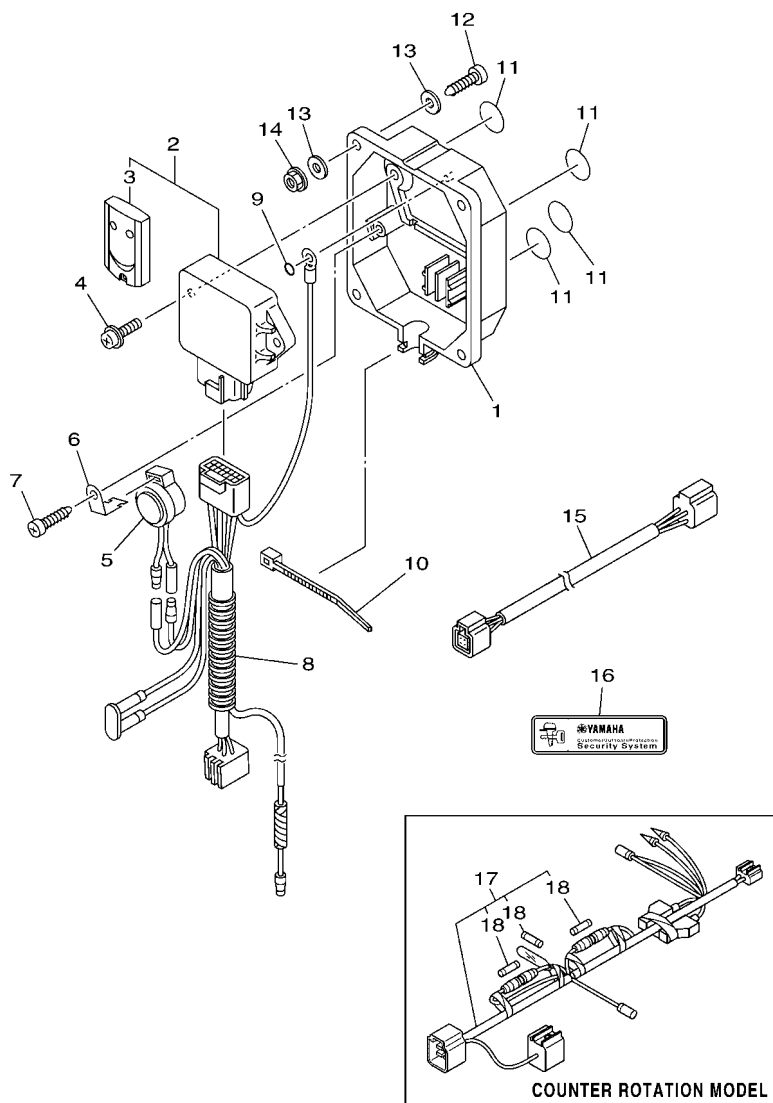


6DV5200-R420

REF. NO.	PART NO. CODIGO N°	DESCRIPTION DESCRIPCION	6CE8	6CF6	REMARKS OBSERVACIONES
55	97780-50145	.SCREW, TAPPING .TORNILLO DE CABEZA DE CONO ACH		4	UR
	98580-05060	.SCREW, PAN HEAD .TORNILLO DE CABEZA CRUZADA		4	UR
56	95380-05600	.NUT .TUERCA		4	UR
57	6X6-82580-K0	.WIRE HARNESS ASSY 2 .CONJUNTO DE CABLES 2		1	
58	6X6-82585-20	.CAP 2 (2P) .TAPA 2 (2P)		2	
59	6X6-82585-70	.CAP 2 (6P) .TAPA 2 (6P)		1	
60	6Y8-82582-11	.CAP 1 (4PIN) .CUBIERTA DE ARNES DE CABLE		2	
61	6X6-82585-00	.CAP 2 .TAPA 2		2	
62	703-82119-00	.COVER, LEAD WIRE .CUBIERTA DE CABLE CONDUCTOR		2	
63	6X6-48129-01	.SCREW 3 .TORNILLO 3		4	
64	6X6-44191-10	.INDICATOR, SHIFT .INDICADOR DE CAMBIOS		2	
65	6X6-48176-50	.GROMMET .TOPON		1	
66	6X6-48176-60	.GROMMET .TOPON		1	
67	6X6-48127-01	.SCREW 1 .TORNILLO 1		6	
68	6X6-48128-00	.SCREW 2 .TORNILLO 2		4	
69	6X6-81146-01	.SCREW 2 .TORNILLO 2		4	
70	6X6-81145-01	.SCREW 1 .TORNILLO 1		2	
71	6X6-82563-50	.TRIM & TILT SWITCH ASSY .INTERRUPTOR DE INCLINACION		1	
72	6X6-481A0-22	.REMO-CON. CASE ASSY .CAJA COMPLET		1	
73	704-81950-10	.RELAY ASSY .RELE COMPLETO		2	
74	6X6-82540-00	.NEUTRAL SWITCH ASSY .INTERRUPTOR NEUTRAL COMPL		1	
75	6X6-48241-00	.ARM, DRIVE .BRAZO,MANDO		2	
76	6X6-48245-01	.PLATE, LOCK .PLACA CERRADURA		2	
77	6X6-82545-00	.GROMMET .ANILLO PROTECTOR		2	
78	6X6-8252V-00	.SCREW, SPECIAL .TORNILLO, ESPECIAL		4	
79	6X6-82540-10	.NEUTRAL SWITCH ASSY .INTERRUPTOR NEUTRAL COMPL		1	
80	703-82591-10	.BAND .BANDA		8	

FIG. 42 OPTIONAL PARTS 1

PARTES OPCIONALES 1

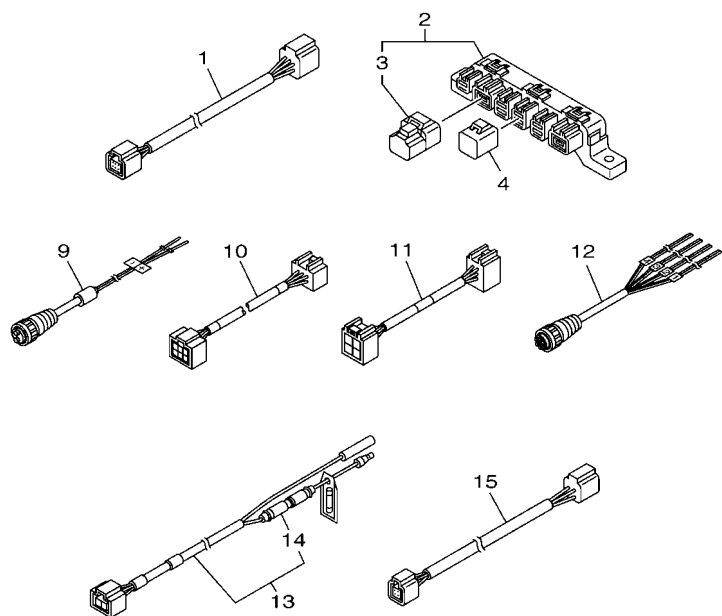
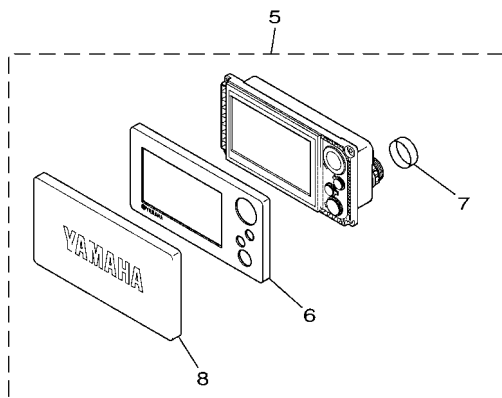


6CE1100-K400

REF. NO.	PART NO. CODIGO N°	DESCRIPTION DESCRIPCION	6CE8	6CF8	REMARKS OBSERVACIONES
1	6Y8-86267-00	CASE COMPLETE 1 CAJA COMPLETA 1	1		FOR CAR FOR CAR
2	6Y8-86260-12	REMOTE CONTROL UNIT ASSY UNIDAD DE CONTROL REMOTO COMPL	1		FOR CAR FOR CAR
3	6AA-86261-22	.XMTR. COMP. .XMTR. COMP.	2		FOR CAR FOR CAR
4	97980-06216	SCREW, WITH WASHER TORNILLO, CON ARANDELA	2		FOR CAR FOR CAR
5	6X4-83383-00	BUZZER ZUMBADOR	1		FOR CAR FOR CAR
6	6X4-83386-00	STAY, BUZZER TIRANTE DE ZUMBADOR	1		FOR CAR FOR CAR
7	97780-60620	SCREW, TAPPING TORNILLO DE CABEZA DE CONO ACH	1		FOR CAR FOR CAR
8	6Y8-82509-10	WIRE, SUB LEAD CABLE SUBCONDUCTOR	1		FOR CAR FOR CAR
9	93210-04279	O-RING ANILLO O	1		FOR CAR FOR CAR
10	90465-11M10	CLAMP BRIDA	1		FOR CAR FOR CAR
11	6Y8-8454G-00	PATCH 1 PARCHE 1	4		FOR CAR FOR CAR
12	90167-06M00	SCREW, TAPPING TORNILLO DE ROSCA HEMBRA	4		UR FOR CAR UR FOR CAR
	97880-06035	SCREW, PAN HEAD TORNILLO DE CABEZA CON PLANA	4		UR FOR CAR UR FOR CAR
13	90201-06M30	WASHER, PLATE ARANDELA PLANA	8		FOR CAR FOR CAR
14	95780-06300	NUT, FLANGE TUERCA	4		FOR CAR FOR CAR
15	6Y8-82521-11	2FT PIGTAIL BUS CABLE CONDUCTOR	1		FOR CAR FOR CAR
16	6Y8-48277-00	STICKER 1 ETIQUETTE 1	4		FOR CAR FOR CAR
17	6Y8-81315-01	LEAD WIRE ASSY CABLE CONDUCTOR COMPLETO		1	AP FOR CAR AP FOR CAR
18	6TA-82151-00	.FUSE(5A) .FUSIBLE (5A)		3	

FIG. 43 OPTIONAL PARTS 2

PARTES OPCIONALES 2



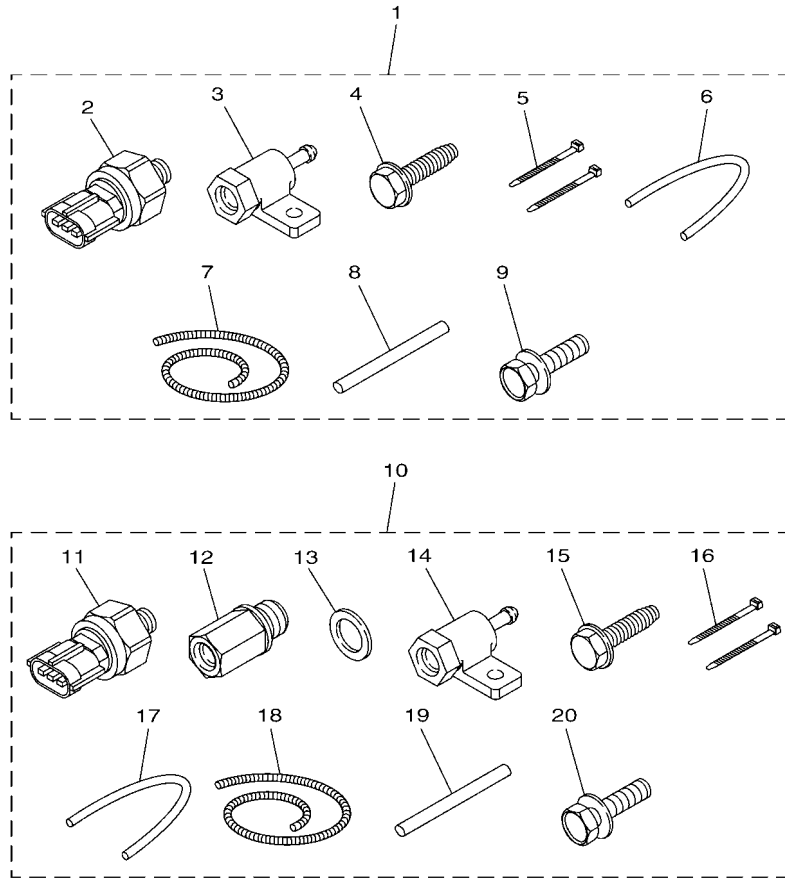
6CE8200-R430

*1:F300B (6CE) EXCEPT FOR BRAZIL, NEAR MIDDLE EAST
FL300B(6CF) FOR BRAZIL

REF. NO.	PART NO. CODIGO N°	DESCRIPTION DESCRIPCION	6CE8	6CF8	REMARKS OBSERVACIONES
1	6Y8-82553-01	1FT MAIN BUS CABLE	1	1	*1
2	6Y8-81920-01	MULTI HUB ASSY TERMINAL COMPLETO	1	1	*1
3	6Y8-85371-01	.END OF LINE RESISTER .RESISTOR	1	1	*1
4	6Y8-82582-11	CAP 1 (4PIN) CUBIERTA DE ARNES DE CABLE	2	2	*1
5	6Y9-83710-13	MULTI DISPLAY ASSY METRO DE INDICACION PLURAL	1	1	*1
6	6Y9-83512-00	.COVER, FRONT .CUBIERTA DELANTERA	1	1	
7	6Y9-82532-20	.CAP .TAPA	1	1	
8	6Y9-87278-00	.COVER, METER .CUBIERTA DE MEDIDOR	1	1	
9	6Y9-8356N-01	WIRE, LEAD	1	1	*1
10	6Y9-83553-00	CABLE CONDUCTOR	1	1	*1
11	6Y9-83553-40	WIRE, LEAD	1	1	*1
12	6Y9-8356N-10	CABLE CONDUCTOR	1	1	*1
13	6Y8-83553-01	8FT POWER WIRE CABLE CONDUCTOR	1	1	*1
14	6G1-82151-00	.FUSE (10A) .FUSIBLE (10A)	1	1	
15	6Y8-82521-31	6FT PIGTAIL BUS CABLE CONDUCTOR	1	1	*1

FIG. 44 OPTIONAL PARTS 3

PARTES OPCIONALES 3

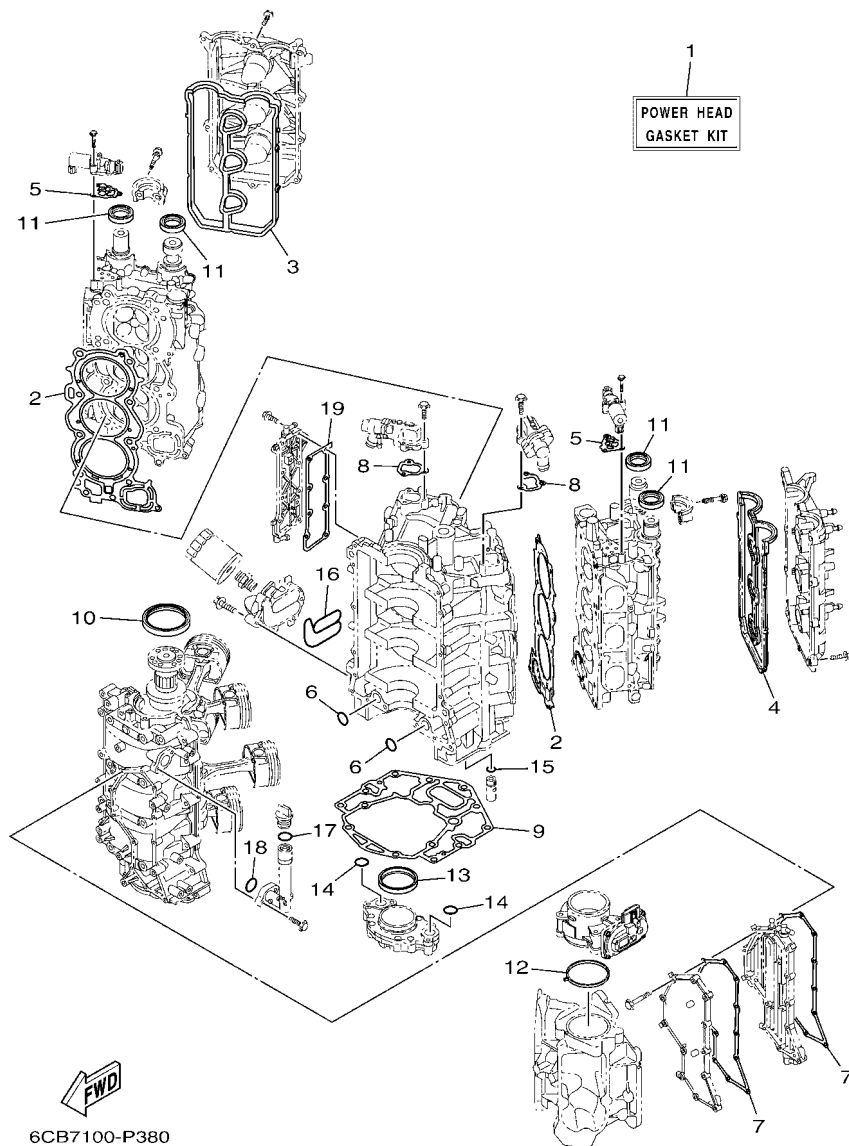


REF. NO.	PART NO. CODIGO N°	DESCRIPTION DESCRIPCION	6CE8	6CF8	REMARKS OBSERVACIONES
1	60V-8A4L1-16	SENSOR, MODULE 1 SENSOR COMP. 1	1		EXCEPT FOR CAR,BRA EXCEPT FOR CAR,BRA
2	6AW-8366B-01	.SENSOR, WATER PRESSURE .SENSOR DE PRESION AGUA	1		
3	60V-8366D-00	.ADAPTOR, INPUT .CONECTOR BANJO 3	1		
4	90109-06M81	.BOLT .PERNO	1		
5	90465-11M10	.CLAMP .BRIDA	2		
6	90445-07017	.HOSE (L: 550MM) .TUBO (L: 550MM)	1		FOR CAR FOR CAR
7	90447-07013	.HOSE, COVER (L: 700MM) .MANGUERA DE CUBIERTA (L:700MM)	1		
8	60V-42629-00	.SEAL .SELLO 2	1		
9	97595-06516	.BOLT, WITH WASHER .PERNO CON ARANDELA	1		
10	63P-8A4L2-04	SENSOR, MODULE 2 SENSOR COMP. 2	1		
11	6AW-8366B-01	.SENSOR, WATER PRESSURE .SENSOR DE PRESION AGUA	2		
12	63P-8366C-00	.ADAPTOR, INPUT .CONECTOR BANJO 2	1		
13	90430-14115	.GASKET .JUNTA	1		
14	60V-8366D-00	.ADAPTOR, INPUT .CONECTOR BANJO 3	1		
15	90109-06M81	.BOLT .PERNO	1		
16	90465-11M10	.CLAMP .BRIDA	2		
17	90445-07017	.HOSE (L: 550MM) .TUBO (L: 550MM)	1		
18	90447-07013	.HOSE, COVER (L: 700MM) .MANGUERA DE CUBIERTA (L:700MM)	1		
19	60V-42629-00	.SEAL .SELLO 2	1		
20	97595-06516	.BOLT, WITH WASHER .PERNO CON ARANDELA	1		

63PD370-P350

FIG. 48 REPAIR KIT 1

ESTUCHE REPARATION 1

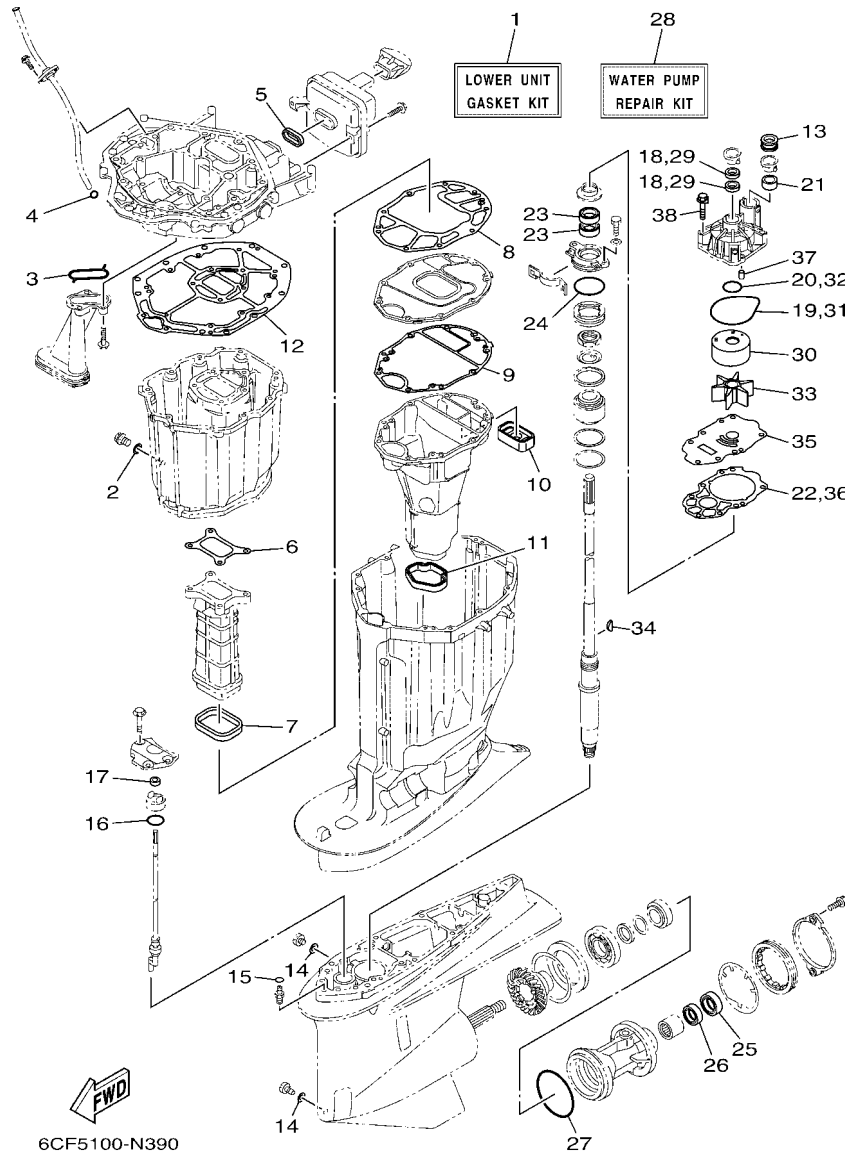


6CB7100-P380

REF. NO.	PART NO. CODIGO N°	DESCRIPTION DESCRIPCION	6CE8	6CF8	REMARKS OBSERVACIONES
1	6CB-W0001-02	POWER HEAD GASKET KIT JUEGO DE EMPAQUE DE MOTOR	1	1	
2	6CB-11181-00	.GASKET, CYLINDER HEAD 1 .JUNTA, DE CULATA 1	2	2	
3	6CB-11193-00	.GASKET, HEAD COVER 1 .EMPAQUE	1	1	
4	6CB-11194-00	.GASKET, HEAD COVER 2 .EMPAQUE DE TAPA DE CULATA 2	1	1	
5	6CB-1242F-00	.GASKET, FILTER .EMPAQUE DE FILTRO	2	2	
6	93210-26658	.O-RING .ANILLO O	2	2	
7	6CB-15451-00	.GASKET, CRANKCASE COVER 1 .EMPAQ DE CUBIERTA DE CARTER	2	2	
8	6CB-12427-10	.GASKET, HOUSING COVER 1 .EMPAQUE DE TAPA	2	2	
9	6CB-11351-00	.GASKET, CYLINDER .JUNTA, DE CILINDRO	1	1	
10	93102-85008	.OIL SEAL .SELLO ACEITE	1	1	
11	93102-38008	.OIL SEAL .SELLO ACEITE	4	4	
12	6CB-13556-00	.GASKET, MANIFOLD .EMPAQUE	1	1	
13	6CB-11355-00	.SEAL, CYLINDER 1 .RETEN ACEITE CILINDRO 1	1	1	
14	93210-26658	.O-RING .ANILLO O	2	2	
15	6CB-13473-00	.O-RING .ANILLO O	1	1	
16	6CB-13477-00	.GASKET .EMPAQUE	1	1	
17	93210-24M79	.O-RING .ANILLO O	1	1	
18	93210-27370	.O-RING .ANILLO O	1	1	
19	6CB-1131B-00	.GASKET, COVER .EMPAQUE DE CUBIERTA	1	1	

FIG. 49 REPAIR KIT 2

ESTUCHE REPARATION 2



REF. NO.	PART NO. CODIGO N°	DESCRIPTION DESCRIPCION	6CE8	6CF6	REMARKS OBSERVACIONES
1	6CE-W0001-21	LOWER UNIT GASKET KIT JUEGO DE EMPAQUE UNIDAD INFER.	1	1	
2	90430-14M09	.GASKET .JUNTA	1	1	
3	6AW-13415-00	.SEAL, OIL STRAINER .SELLO COLADOR ACEITE	1	1	
4	93210-19MJ3	.O-RING .ANILLO O	1	1	
5	6CB-14755-00	.GASKET, SILENCER .EMPAQUE DE SILENCIADOR	1	1	
6	6CB-41134-00	.GASKET, EXHAUST MANIFOLD .EMPAQUE	1	1	
7	6CB-41138-00	.SEAL, EXT. 1 .SELLO, ESCAPE 1	1	1	
8	6CB-41135-00	.GASKET, EXHAUST MANIFOLD .EMPAQUE	1	1	
9	6CE-41136-00	.GASKET, EXHAUST MANIFOLD 4 .EMPAQUE	1	1	
10	6CE-45127-00	.SEAL .SELLO DE GOMA	1	1	
11	6CE-45123-00	.GASKET, MUFFLER .EMPAQUE SILENCIADOR	1	1	
12	6CB-45113-00	.GASKET, UPPER CASING .EMPAQUE	1	1	
13	6AW-44366-00	.DAMPER, WATER SEAL 2 .GOMA DEL SELLO DE AGUA 2	1	1	
14	90430-08003	.GASKET .JUNTA	2	2	
15	93210-07003	.O-RING .ANILLO O	1	1	
16	93210-33M49	.O-RING .ANILLO O	1	1	
17	93106-09014	.OIL SEAL .SELLO ACEITE	1	1	FOR X(25.3")
	93106-10001	.OIL SEAL .SELLO ACEITE	1	1	FOR X(25.3")
18	93104-22M07	.OIL SEAL .SELLO ACEITE	2	2	FOR U(30.3")
19	93210-94003	.O-RING .ANILLO O	1	1	FOR U(30.3")
20	93210-37160	.O-RING .ANILLO O	1	1	
21	6AW-44365-00	.DAMPER, WATER SEAL 1 .HULE DE SELLO DE AGUA 1	1	1	
22	6CE-44315-00	.GASKET, WATER PUMP .EMPAQUE	1	1	
23	93101-28M16	.OIL SEAL .SELLO ACEITE	2	2	
24	93210-64488	.O-RING .ANILLO O	1	1	
25	93101-30002	.OIL SEAL .SELLO ACEITE	1	1	
26	93101-30004	.OIL SEAL .SELLO ACEITE	1	1	

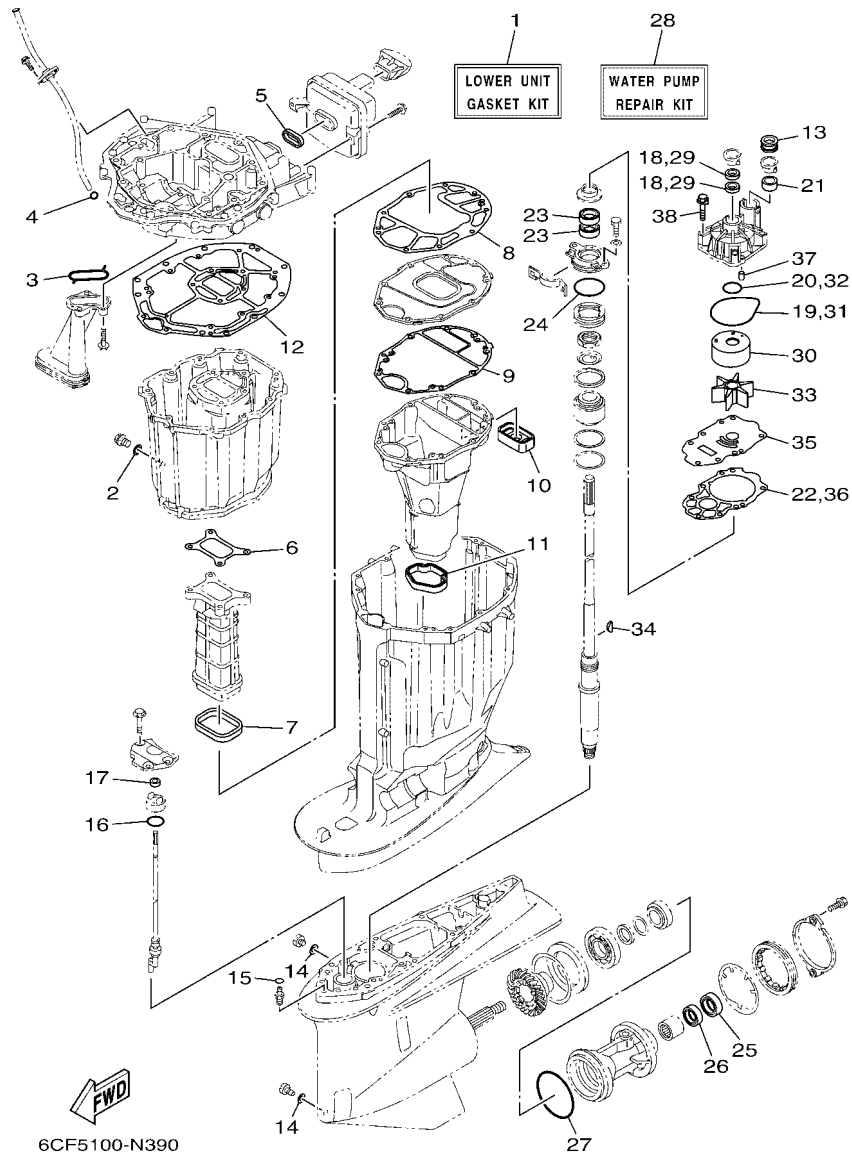


FIG. 49 REPAIR KIT 2

ESTUCHE REPARACION 2

REF. NO.	PART NO. CODIGO N°	DESCRIPTION DESCRIPCION	6CE8	6CF6	REMARKS OBSERVACIONES
27	93211-02001	.O-RING .ANILLO O	1	1	
28	6CE-W0078-01	WATER PUMP REPAIR KIT ESTUCHE REPARACION BOMBA AGUA	1	1	
29	93104-22M07	.OIL SEAL .SELLO ACEITE	2	2	
30	6AW-44322-00	.INSERT, CARTRIDGE .CARTUCHO	1	1	
31	93210-94003	.O-RING .ANILLO O	1	1	
32	93210-37160	.O-RING .ANILLO O	1	1	
33	6CE-44352-00	.IMPELLER .IMPULSOR	1	1	
34	90280-04002	.KEY, WOODRUFF .CUNA WOODRUFF	1	1	
35	6CE-44323-01	.OUTER PLATE, CARTRIDGE .PLACA EXTERIOR DEL CARTUCHO	1	1	
36	6CE-44315-00	.GASKET, WATER PUMP .EMPAQUE	1	1	
37	93606-12019	.PIN, DOWEL .PASADOR DE CLAVIJA	2	2	
38	90119-08M14	.BOLT, WITH WASHER .TORNILLO CON ARANDELA	4	4	

NUMERICAL INDEX
INDICE NUMERICO

PART NO. CODIGO N°	REF. NO.	PART NO. CODIGO N°	REF. NO.	PART NO. CODIGO N°	REF. NO.	PART NO. CODIGO N°	REF. NO.	PART NO. CODIGO N°	REF. NO.	PART NO. CODIGO N°	REF. NO.
6CE-11000-01	3 - 1	6CB-11427-03	4 - 8	6P2-12615-00	8 - 25	6AW-13781-00	13 - 34	6CB-14984-00	1 - 12	688-24378-00	7 - 2
6CE-11110-12-9S	5 - 2	6CB-11478-00	4 - 2	6P2-12623-00	8 - 20	6CB-13782-00	10 - 16		13 - 31		10 - 21
6CE-11120-12-9S	5 - 12	6CB-1149A-00	6 - 10		8 - 23	6AW-13784-00	13 - 35	6CB-14985-00	13 - 25		10 - 35
6S5-11133-10	5 - 3	6CB-11567-00	8 - 17	6CB-12645-01	8 - 19	6CB-13898-11	11 - 10	6EK-14989-00	10 - 30		18 - 30
	5 - 13	6CB-11590-02	8 - 28	6CB-1264A-01	8 - 22	6CB-13898-20	11 - 9	6CE-15100-10	3 - 2	6CE-24378-00	7 - 13
6CB-11181-00	5 - 25	6CB-11603-00	4 - 12	6P2-12663-00	8 - 21	6CB-13906-01	13 - 8	6AW-15142-00	5 - 38	6E5-24378-00	14 - 8
	48 - 2	6CE-11631-01	4 - 11		8 - 24	6CB-13907-10	13 - 23	6CB-15142-00	6 - 8	68V-24379-10	13 - 11
6CB-11191-02	5 - 30	6CB-11633-00	4 - 13	6CB-13016-00	1 - 10	6CB-13907-20	13 - 23	6CB-15187-00	3 - 5	6CB-24410-00	13 - 27
6CB-11192-02	5 - 34	6CB-11654-00	4 - 10		13 - 5	63P-13915-00	1 - 11	6CB-15311-00-CA	33 - 1	6CB-24452-10	13 - 18
6CB-11193-00	5 - 31	6CB-11656-00	4 - 14	6AW-13119-00	33 - 11		13 - 24	6BB-15316-00	32 - 29	4SV-24453-00	13 - 38
	48 - 3	6CB-11656-10	4 - 14	6AW-13132-00	13 - 32	6CB-13971-01	14 - 10	6CB-15319-00	3 - 43	69J-24453-00	13 - 38
6CB-11194-00	5 - 35	6CB-11656-20	4 - 14	6CB-13161-10	12 - 1	6CB-13972-00	14 - 12	6CB-15362-00	33 - 18	6CB-24460-00	13 - 4
	48 - 4	6CB-11998-00	5 - 42	6CB-13171-10	12 - 5	6CB-13974-01	14 - 11	6G8-15363-00	3 - 41	6CB-24460-10	13 - 4
67F-11301-00	5 - 19	6CB-11999-00	5 - 43	6CB-13300-00	33 - 9	6AW-1410B-00	12 - 3	6CB-15373-00	9 - 8	6CB-24461-00	14 - 1
6CB-1131B-00	3 - 12	6CB-12111-00	8 - 1	6CB-13329-00	33 - 10		12 - 7	6CB-15377-00	33 - 19	6P3-24469-00	15 - 10
	48 - 19	6CB-12113-00	8 - 4	6CB-13411-00	33 - 6	69J-14137-00	14 - 3	6CE-15411-00-9S	3 - 14	6CB-24482-00	13 - 20
6CE-1131C-00-9S	3 - 9	51Y-12119-00	8 - 7	6AW-13415-00	33 - 7	6CB-14146-00	13 - 10	6CE-15421-10-9S	3 - 15	6CB-24491-00	13 - 30
68T-11325-00	1 - 4	6DA-12121-00	8 - 2		49 - 3	6P2-14149-00	14 - 2	6CB-15451-00	3 - 17	6CB-24492-00	13 - 28
	3 - 32	6CB-12171-00	8 - 9	6CE-13437-61	17 - 18	6CB-14180-10	13 - 1		48 - 7	6CB-24501-01	1 - 9
63P-11325-01	1 - 1	6CB-12172-00	8 - 13	N26-13440-02	1 - 6	6CB-14180-20	13 - 1	6CB-15481-00	3 - 6		13 - 3
	3 - 10	6CB-12181-00	8 - 11		3 - 36	6CB-14181-01	13 - 15	6CB-15512-00	8 - 29	6P3-24519-00	15 - 9
	3 - 19	6CB-12182-00	8 - 15	6CE-13446-10-9S	3 - 38	6CB-14182-02	13 - 2	6CB-15544-00	6 - 4	6P3-24560-22	15 - 7
67F-11325-01	1 - 7	6CE-12411-00	1 - 2	6CB-13473-00	33 - 17	6CB-14182-20	13 - 2	6CB-2134V-00	5 - 40	6P3-24562-21	15 - 8
	5 - 20		3 - 21		48 - 15	6P2-14191-00	13 - 16	69J-2134X-00	9 - 16	6P3-24563-01	1 - 14
63P-11325-11	1 - 16	67F-12412-00	3 - 22	6CB-13477-00	3 - 39	68V-14216-00	13 - 12	6E5-21744-00	10 - 24		15 - 12
	32 - 2	6CE-12413-A0-9S	3 - 24		48 - 16	6CB-14216-00	13 - 6	6CB-2416A-00	10 - 5	6P3-24564-00	1 - 13
67F-11328-00	5 - 21	6CE-12413-B0-9S	3 - 23	6CB-13490-00	33 - 16	6CB-14239-00	13 - 17	69J-24170-00	9 - 14		15 - 11
6AW-1132N-01	1 - 5	6CB-12422-10-9S	3 - 25	6CB-13532-10	10 - 2	6P2-14386-00	13 - 37	69J-2419A-01	9 - 15	6CB-24566-00	15 - 13
	3 - 34	6CB-12427-10	3 - 26	6CB-13533-00	10 - 1	6AW-1441J-00	9 - 11	6CB-24217-00	13 - 7	6CB-24592-00	13 - 29
6AW-1132P-00	1 - 3		48 - 8	6CB-13545-00	10 - 18	6CB-14429-01	13 - 19	6CB-24217-10	13 - 7	6CB-24596-01	15 - 20
	3 - 30	6CB-1242F-00	6 - 2	6CB-13546-00	10 - 22	63P-14435-00	21 - 31	60E-24300-01	14 - 9	69J-28100-01	15 - 22
6CB-11351-00	3 - 29		48 - 5	6CB-13547-00	10 - 23	6CB-14440-01	9 - 9	6Y2-24307-50	16 - 1	67F-28100-10	15 - 22
	48 - 9	6CB-1243E-00	7 - 15	6CB-13548-00	10 - 25	6CB-1447B-00	13 - 33	6CB-24313-00	15 - 18	67F-2812A-00	20 - 31
6CB-11355-00	33 - 13	6CE-1244G-00	7 - 12	6CB-13556-00	11 - 3	6CB-14546-00	13 - 26	6CB-24313-10	15 - 18	6CB-41132-00-9S	32 - 13
	48 - 13	6CE-1244H-00	7 - 14		48 - 12	6CB-14564-00	13 - 9	6CB-24314-01	15 - 2	6CB-41134-00	32 - 14
6CB-1135A-00	6 - 6	6CE-12481-10	18 - 24	68V-13577-00	14 - 4	63P-14567-00	13 - 36	6CB-24314-11	15 - 2		49 - 6
6CB-11410-00	4 - 1	6CE-12482-10	10 - 8	6CB-13577-00	12 - 4	68V-14592-10	13 - 39	6CB-24315-00	25 - 13	6CB-41135-00	32 - 17
6CB-11416-00	4 - 5	6CB-12483-00	10 - 26		12 - 8	6CE-14711-00-9S	32 - 20	6CB-24317-00	14 - 6		49 - 8
6CB-11416-10	4 - 5	6CE-12483-00	18 - 18	6CB-13593-00	13 - 22	6CB-14750-A0	32 - 9	6CB-24323-00	14 - 7	6CE-41136-00	32 - 19
6CB-11416-20	4 - 5	6CB-12484-00	10 - 10	69J-13631-00	33 - 12	6CB-14755-00	32 - 11	6CB-24324-00	14 - 5		49 - 9
6CB-11416-30	4 - 5	6CE-12485-00	18 - 26	6CE-13641-00	9 - 5		49 - 5	6E5-24351-51	15 - 3	6CE-41137-00-CA	32 - 1
6CB-11416-40	4 - 5	6CE-1248A-00	18 - 16	6CB-13645-00	9 - 6	6CB-1475A-00	10 - 27		16 - 3	6CB-41138-00	32 - 16
6CB-11417-00	4 - 6	6AW-12572-00	25 - 18	6CB-13646-00	9 - 7	6CB-1475F-00	10 - 28	6AW-24360-01	16 - 6		49 - 7
6CB-11417-10	4 - 6	6CB-12576-10	7 - 3	6CB-13711-00	11 - 2	6CB-1475G-10	10 - 31	6Y2-24360-60	16 - 5	6CB-42134-00	2 - 13
6CB-11417-20	4 - 6	6CB-12577-00	7 - 8	63P-13716-00	13 - 21	6CB-1475H-00	13 - 13	6G8-24376-00	10 - 29	6AW-42169-00	25 - 15
6CB-11417-30	4 - 6	6R3-12581-00	25 - 19	6CB-13751-10	11 - 1	6CB-1475J-00	13 - 14	6CE-24376-01	18 - 27	6CE-42195-10	27 - 8
6CB-11417-40	4 - 6	6AW-12582-00	25 - 20	6AW-13761-00	12 - 2	6CE-14872-00	18 - 25	6CE-24377-00	18 - 17	6BG-42384-00	25 - 2
6CB-11426-03	4 - 7	6R3-12583-00	25 - 21		12 - 6		18 - 28	6AW-24377-01	15 - 4	6DA-42384-00	24 - 23

NUMERICAL INDEX
INDICE NUMERICO

PART NO. CODIGO N°	REF. NO.	PART NO. CODIGO N°	REF. NO.	PART NO. CODIGO N°	REF. NO.	PART NO. CODIGO N°	REF. NO.	PART NO. CODIGO N°	REF. NO.	PART NO. CODIGO N°	REF. NO.
6CE-42510-00-8D	29 - 5	6CE-42774-A0	26 - 15	69J-43831-00	30 - 65	6CJ-43893-00	30 - 46	6AW-44365-00	35 - 1	6G5-45251-02	1 - 15
6CE-42610-02	2 - 1	6AW-42785-00	25 - 17	69J-43833-02	30 - 21	69J-43894-00	30 - 41		35 - 5		28 - 2
6CB-42615-00	24 - 5	6CE-42786-01	25 - 9	69J-43833-02	30 - 19	69J-43899-01	30 - 31		36 - 19	6CE-45300-01-8D	34 - 1
6BG-42617-00	21 - 8	6CE-42787-01	25 - 10	6CE-43840-00	30 - 2	61A-4389H-01	30 - 8		37 - 1	6CF-45300-01-8D	36 - 1
6CB-42617-00	21 - 9	6EE-42794-40	24 - 34	6CJ-43841-00	30 - 42	69J-4389J-00	30 - 32		37 - 5	6CE-45300-11-8D	34 - 1
6CE-4261A-00	2 - 2	6EE-42794-50	24 - 35	6CJ-43843-00	30 - 53		30 - 36		49 - 21	6CF-45300-11-8D	36 - 1
6CB-42628-00	2 - 16	6AH-42794-70	24 - 34	6CJ-43844-00	30 - 50	6CE-44117-10	27 - 14	6AW-44366-00	32 - 45	6CE-45301-00-8D	34 - 2
60V-42629-00	44 - 8	6CB-42815-01-8D	24 - 7	6H1-43844-10	30 - 55	6CE-44118-A0	27 - 18		35 - 2		36 - 2
	44 - 19	6CB-42816-01-8D	24 - 8	69J-43845-00	30 - 28	6CE-44120-20	27 - 20		37 - 2	69J-45318-01	32 - 32
6CB-42629-00	21 - 10	6CB-42817-01-8D	24 - 9	69A-4384F-00	30 - 39	6CE-44121-10	27 - 16		49 - 13	65N-45321-00	34 - 9
6CE-42635-00	2 - 3	6CB-42818-00	24 - 13	69J-4384G-00	30 - 58	6CE-44122-10	27 - 9	6D0-44366-00	35 - 28		36 - 9
6CB-42643-00	25 - 29	6CB-42819-00	24 - 14	6H1-4384G-11	30 - 54	6CE-44142-20	27 - 7		37 - 28	6CE-45321-00	34 - 9
6CB-42644-00	25 - 30	69J-43111-02-8D	28 - 1	69J-4384H-00	30 - 10	6CE-44150-00	34 - 12	6D0-44367-00	35 - 26		36 - 9
6CB-42647-A0	2 - 6	69J-43112-01-8D	28 - 11	61A-4384H-10	30 - 73	6CF-44150-00	36 - 12		37 - 26	6CE-45332-00-CA	34 - 65
6CB-42662-00	5 - 44	6E5-43126-10	28 - 38	6CJ-4384M-00	30 - 38	6CE-44150-10	34 - 12	6P2-44391-00	24 - 25	6CF-45332-01-CA	36 - 63
6AW-42663-00	2 - 12	6R3-43131-00	28 - 17	69J-43851-00	30 - 49	6CF-44150-10	36 - 12	6CE-44511-00	29 - 31	6CE-45335-00-9S	34 - 30
6CE-42675-02	2 - 19	61A-43132-00	28 - 9	69J-43853-00	30 - 45	6X6-44191-10	40 - 56	6CE-44514-00	29 - 22		36 - 30
6CE-42676-02	2 - 20	61A-43133-00	28 - 12	69J-43854-00	30 - 57		41 - 64	6CE-44526-00	29 - 23	688-45341-10	34 - 5
6CE-42677-01	2 - 21	66T-43144-00	24 - 17	69J-43855-00	30 - 52	6CE-44311-01	34 - 14	6G5-44526-00	28 - 3		36 - 5
6CE-42678-02	2 - 18	6G5-43144-00	28 - 28	6H1-43856-10	30 - 56		36 - 14	6CE-44532-00	29 - 25	6AW-45344-00	34 - 36
6CE-42681-03	2 - 22	6E5-43145-01	38 - 8	61A-43861-00	30 - 14	6AW-44312-00	34 - 20	6CE-44533-00	29 - 30		36 - 36
6CE-42682-03	2 - 23	6G5-43148-00	28 - 33		30 - 16		35 - 6	6CE-44536-00	29 - 24	6CE-45361-10	34 - 80
6AW-42697-10	2 - 17	61A-43181-01	28 - 30		30 - 66		36 - 20	6CE-44551-00-CA	29 - 10		36 - 76
6CB-42710-00-8D	24 - 1	6G5-43185-02	28 - 31	69J-43861-00	31 - 6		37 - 6	6CE-44552-00-CA	29 - 20	61A-45371-00	1 - 19
6CB-42716-00	24 - 6	61A-43311-22-8D	28 - 25	6H1-43861-00	30 - 6	6CB-44312-00	34 - 28	6CE-44555-00	29 - 14		35 - 22
69J-42717-00	25 - 11	61A-43376-00	29 - 3	6D8-43863-00	30 - 27		36 - 28	6CE-44574-00	29 - 12		37 - 22
6DA-42717-00	24 - 22	69J-43800-07-8D	30 - 1	61A-43864-00	30 - 72	6CE-44315-00	34 - 24	6CE-44575-00	29 - 13	6CE-45375-00	34 - 8
69J-42723-01	21 - 25	69J-43801-01	30 - 4	60V-4386A-00	30 - 44		36 - 24	6CE-45111-00-8D	32 - 25		36 - 8
6E5-42724-00	32 - 8	69J-43804-00	31 - 5	69J-4386K-00	31 - 10		49 - 22	6CB-45113-00	32 - 26	663-45376-00	34 - 7
6CE-42725-02	24 - 2	69J-43805-00	31 - 4	61A-43871-00	30 - 15		49 - 36		49 - 12		36 - 7
6H4-42726-00	25 - 4	6CE-4380P-00	30 - 12	69J-43871-00	30 - 61	6AW-44322-00	34 - 16	6CE-45123-00	32 - 24	63P-45378-00	32 - 47
6H1-42726-21	25 - 1	6CE-43810-00	30 - 3	6H1-43872-00	30 - 7		36 - 16		49 - 11		35 - 24
61A-42727-00	25 - 5	61A-43811-00	30 - 9	61A-43874-00	30 - 71		49 - 30	6CE-45127-00	32 - 23		37 - 24
64G-42727-00	25 - 6	61A-43813-02	30 - 18	6H1-43875-00	30 - 29	6CE-44323-01	34 - 23		49 - 10	63P-45379-00	32 - 42
6CE-42733-00	25 - 7	6H1-43814-00	30 - 17	6T4-43875-01	30 - 67		36 - 23	6BB-45152-01	32 - 30	6CB-45383-00	34 - 78
6CE-42734-00	25 - 8	69J-43816-00	30 - 62	61A-43875-10	30 - 74		49 - 35	61A-45155-00	32 - 34		36 - 74
6CE-42741-01-8D	26 - 1	69J-43817-00	31 - 13	61A-43876-00	30 - 26	6CE-44352-00	34 - 21	6CE-45181-00-9S	32 - 18	6CB-45384-00	34 - 79
6CB-42743-00	24 - 26	61A-43818-00	30 - 25	69J-43880-01	31 - 1		36 - 21	6CE-45211-10-8D	32 - 44		36 - 75
6CB-42744-00	25 - 35	69J-4381C-00	30 - 30	69J-43881-01	31 - 11		49 - 33	6P2-45214-00	35 - 14	6CE-45501-00	34 - 42
6H4-42748-00	24 - 24		30 - 35	69J-43882-00	31 - 8	6CE-44361-00	35 - 3		37 - 14		36 - 42
68F-42753-00	24 - 32	69J-4381J-00	30 - 63	6H1-43883-00	30 - 43		37 - 3	6P2-45215-00	35 - 15	6CE-45501-10	34 - 42
6CB-42756-00	24 - 30	69J-43820-01	30 - 70	69J-43886-00	31 - 7	6CE-44362-00	35 - 4		37 - 15		36 - 42
69M-42758-01	18 - 5	61A-43821-01	30 - 69	69J-43888-00	31 - 17		37 - 4	6CE-45224-00	35 - 18	6CE-45539-00	34 - 41
	20 - 10	61A-43822-00	30 - 68	69J-4388E-01	30 - 23	6D0-44362-01	35 - 27		37 - 18		36 - 41
6CB-42761-00	24 - 3	69J-43828-00	31 - 16	69J-4388F-00	31 - 14		37 - 27	6CE-45225-00	35 - 19	6CE-45550-00	34 - 43
6CB-42766-00	24 - 28	6H1-43829-00	31 - 19	69J-4388H-00	31 - 12	6AW-44363-00	35 - 7		37 - 19	6CF-45550-00	36 - 43
6CB-42769-01	32 - 12	69J-4382E-00	30 - 11	69J-4388J-00	30 - 20		37 - 7	6CE-45244-00	34 - 40	6CF-45560-01	36 - 46
6CE-42771-01-8D	26 - 2	69J-43830-01	30 - 33	69J-43891-00	31 - 9	6AW-44365-00	34 - 19		36 - 40	676-45567-00	34 - 76

NUMERICAL INDEX
INDICE NUMERICO

PART NO. CODIGO N°	REF. NO.	PART NO. CODIGO N°	REF. NO.	PART NO. CODIGO N°	REF. NO.	PART NO. CODIGO N°	REF. NO.	PART NO. CODIGO N°	REF. NO.	PART NO. CODIGO N°	REF. NO.
6CB-45567-00	34 - 53	6CE-45587-30	36 - 34	688-45997-01	37 - 30	703-48198-00	40 - 33	6X6-48264-00	40 - 39	60V-8183T-00	23 - 17
	36 - 51	6CE-45587-40	34 - 34	6CE-45B70-20	35 - 36		41 - 39		41 - 45	6P2-8183X-00	20 - 18
676-45567-10	34 - 76		36 - 34	6CE-45B70-20	37 - 36	6X6-481A0-02	40 - 24	6X6-48267-00	40 - 37	6CE-81840-00	23 - 4
6CB-45567-10	34 - 53	6CE-45587-50	34 - 34	6CE-45B72-20	35 - 36		41 - 29		41 - 43	67F-81841-00	23 - 12
	36 - 51		36 - 34	6CF-45B72-20	37 - 36	6X6-481A0-22	41 - 72	6X6-48267-C0	40 - 23	6CE-81842-00	23 - 18
676-45567-20	34 - 76	6CE-45587-60	34 - 34	6CE-45B74-20	35 - 36	6X6-48205-60	40 - 1		41 - 28	6BR-81845-00	18 - 7
6CB-45567-20	34 - 53		36 - 34	6CF-45B74-20	37 - 36	6X6-48207-60	41 - 1	6Y8-48277-00	42 - 16	67F-81846-00	23 - 24
	36 - 51	6CB-45611-00	34 - 54	6CE-45C81-00	35 - 39	6DV-4820A-00	27 - 1	704-48283-00	41 - 49	6CE-81850-00	23 - 2
676-45567-30	34 - 76	6CF-45611-00	36 - 52		37 - 39	6X6-48212-00	40 - 25	704-48287-00	40 - 40	6CE-81869-00	23 - 21
6CB-45567-30	34 - 53	6CE-45631-00	34 - 63	6CE-45C81-10	35 - 35		41 - 30		41 - 46	67F-81891-00	23 - 15
	36 - 51		36 - 61		35 - 37	6X6-48213-00	40 - 43	6E5-61301-01	39 - 1	6CE-81919-20	20 - 35
676-45567-40	34 - 76	6E5-45633-01	34 - 64		37 - 35		41 - 51	6E5-61303-00	39 - 5	6Y8-81920-01	43 - 2
6CB-45567-40	34 - 53		36 - 62		37 - 37	6X6-48215-30	40 - 13	6E5-61311-11	39 - 3	6CB-81923-00	20 - 36
	36 - 51	6CB-45634-00	34 - 55	6X6-48118-00	40 - 35	6X6-48215-40	41 - 15	6E5-61313-00	39 - 2	6P2-81925-01	20 - 1
676-45567-50	34 - 76		36 - 53		41 - 41	6X6-48216-00	40 - 14	6E5-61315-00	39 - 4	6CB-81929-00	20 - 4
6CB-45567-50	34 - 53	61A-45635-00	34 - 59	6X6-48119-04	40 - 12	6X6-48216-10	41 - 16	6E5-61350-02	38 - 1	6C5-81941-00	23 - 20
	36 - 51		36 - 57	6X6-48119-10	41 - 13	6X6-48219-00	40 - 18	6E5-61351-01	38 - 2	6CB-81948-01	20 - 8
6CE-45571-00	34 - 67	6H1-45668-00	34 - 58	EL8-48127-00	40 - 11	6X6-48219-10	41 - 20	6E5-61355-00	38 - 5	6CE-81949-00	22 - 13
6CB-45576-00	34 - 68		36 - 56		41 - 12	6X6-48219-20	41 - 21	6CE-68303-00	27 - 27	6AW-81950-00	20 - 15
6CF-45576-00	36 - 65	6AW-45723-00	34 - 27	6X6-48127-01	40 - 59	6X6-48221-00	40 - 3	6X6-81145-01	40 - 41	704-81950-10	40 - 62
6CB-45577-00	34 - 73		36 - 27		41 - 67		41 - 3		41 - 70		41 - 73
	36 - 70	6CB-45824-00	34 - 47	6X6-48128-00	40 - 60	6X6-48222-00	40 - 4	6X6-81146-01	40 - 61	6CB-81952-00	21 - 33
6CB-45577-10	34 - 73		36 - 48		41 - 68		41 - 4		41 - 69	6AW-8195A-00	20 - 22
	36 - 70	6CE-45930-20	35 - 34	6X6-48129-01	40 - 55	6X6-48222-10	41 - 6	6X6-81147-00	40 - 42	6CE-81960-01	18 - 11
6CB-45577-20	34 - 73	6CF-45930-20	37 - 34		41 - 63	6X6-48224-00	40 - 5		41 - 50	6CE-81972-00-9S	18 - 12
	36 - 70	6CE-45970-10	35 - 38	6X6-48144-00	40 - 54		41 - 5	6Y8-81315-01	42 - 17	6CE-81975-00	18 - 13
6CB-45577-30	34 - 73	6CF-45970-10	37 - 38	6X6-48144-10	40 - 26	6X6-48224-10	40 - 6	6P2-81336-00	20 - 33	6X6-81980-00	47 - 8
	36 - 70	6D0-45970-10	35 - 40		41 - 31		41 - 7	6CE-81337-01	17 - 12	6EE-81994-40	17 - 19
6CB-45577-40	34 - 73	6D1-45970-10	37 - 40	704-48156-00	41 - 48	6X6-48225-00	41 - 25	6CE-81410-00	17 - 3	6EE-81994-50	17 - 20
	36 - 70	6CE-45970-20	35 - 34	6X6-48158-00	40 - 38	6X6-48228-01	40 - 44	6CB-81443-00	22 - 6	6AH-81994-70	17 - 19
6CB-45577-50	34 - 73	6CF-45970-20	37 - 34		41 - 44		41 - 52	6CB-81639-10	20 - 27	6AH-81996-00	24 - 36
	36 - 70	6CE-45972-20	35 - 34	6X6-48167-00	40 - 16	6X6-48233-01	40 - 28	6CE-81800-00	23 - 1	6CB-82105-01	20 - 39
6CB-45577-60	34 - 73	6CF-45972-20	37 - 34	6X6-48167-10	41 - 17		41 - 34	6CE-81801-00	23 - 5	6P2-82113-00	20 - 30
	36 - 70	6CE-45974-20	35 - 34	6X6-48167-20	41 - 18	6X6-48234-00	40 - 36	6CE-81807-00	23 - 8	703-82119-00	40 - 53
6K1-45578-01	36 - 72	6CF-45974-20	37 - 34	6X6-48167-50	40 - 17		41 - 42	6CB-81809-00	23 - 14		41 - 62
6K1-45578-10	36 - 72	6CE-45976-20	35 - 34	6X6-48167-60	41 - 19	6X6-48236-00	40 - 31	6CE-81810-00	23 - 3	69J-82147-00	28 - 27
6K1-45578-20	36 - 72	6CF-45976-20	37 - 34	6X6-48171-00	40 - 9		41 - 37	67F-81813-00	23 - 6	6E5-82148-00	28 - 7
6K1-45578-30	36 - 72	6CE-45978-00	35 - 38		41 - 10	6X6-48237-00	40 - 30	6CE-81820-00	23 - 7	6H1-82148-00	28 - 5
6K1-45578-40	36 - 72	6CF-45978-00	37 - 38	6X6-48176-00	40 - 21		41 - 36	6CE-81821-00	23 - 11	6AW-82149-00	29 - 16
6K1-45578-50	36 - 72	6D0-45978-00	35 - 40	6X6-48176-10	41 - 24	6X6-48238-00	40 - 29	6CB-81822-02	22 - 4	67F-82151-00	20 - 25
6K1-45578-60	36 - 72	6D1-45978-00	37 - 40	6X6-48176-50	40 - 57		41 - 35	6CB-81823-A0	22 - 8	6CE-82151-00	20 - 21
6CE-45587-00	34 - 34	6CE-45978-20	35 - 34		41 - 65	6X6-48241-00	40 - 64	6CB-81826-00	23 - 22	6G1-82151-00	43 - 14
	36 - 34	6CF-45978-20	37 - 34	6X6-48176-60	40 - 58		41 - 75	69J-81828-00	23 - 23	6TA-82151-00	42 - 18
6CE-45587-10	34 - 34	69J-45987-00	35 - 29		41 - 66	6X6-48242-02	40 - 27	6CE-81830-00	23 - 16	67F-82151-10	20 - 26
	36 - 34		37 - 29	6X6-48189-00	40 - 32		41 - 32	6CB-81832-00	23 - 9	67F-82151-40	20 - 23
6CE-45587-20	34 - 34	6CE-45997-00	35 - 30		41 - 38	6X6-48242-12	41 - 33	6CB-81836-00	23 - 10	67F-82151-50	20 - 24
	36 - 34		37 - 30	6X6-48193-00	40 - 34	6X6-48245-01	40 - 65	6CE-81839-00	23 - 19	6CE-82170-11	20 - 20
6CE-45587-30	34 - 34	688-45997-01	35 - 30		41 - 40		41 - 76	67F-8183R-00	23 - 13	6CB-82310-00	19 - 1

NUMERICAL INDEX
INDICE NUMERICO

PART NO. CODIGO N°	REF. NO.	PART NO. CODIGO N°	REF. NO.	PART NO. CODIGO N°	REF. NO.	PART NO. CODIGO N°	REF. NO.	PART NO. CODIGO N°	REF. NO.	PART NO. CODIGO N°	REF. NO.
6CB-82314-00	19 - 3	6E9-82588-00	21 - 20	689-85547-00	15 - 1	K0F-A3751-M0	8 - 8	90105-08M87	22 - 5	90119-10038	37 - 9
6CB-82316-01	18 - 3	6CB-82589-01	21 - 7	6CB-85547-00	9 - 10	K0F-A3751-N0	8 - 8	90105-10M00	35 - 23	90119-10050	8 - 18
6P2-82380-00	11 - 5	6X6-8258A-30	46 - 8	6CB-85547-00	17 - 5	K0F-A3751-P0	8 - 8		37 - 23	90119-10M07	8 - 31
6CB-82388-00	21 - 16	6X6-8258A-40	47 - 13	6CE-85564-00	27 - 6	K0F-A3751-R0	8 - 8	90105-14005	29 - 27	90151-05M05	3 - 33
6Y8-82509-10	42 - 8	6CE-82590-04	21 - 1	6CB-85580-00	17 - 4	K0F-A3751-S0	8 - 8	90109-06277	5 - 33	90151-06M02	3 - 11
6X6-82510-01	46 - 3	703-82591-00	40 - 46	6X6-85590-30	40 - 45	K0F-A3751-T0	8 - 8		5 - 37		3 - 20
6X6-82510-10	47 - 3		41 - 54		41 - 53	K0F-A3753-00	8 - 8	90109-06M80	26 - 14		32 - 3
6Y8-82521-11	42 - 15	703-82591-10	40 - 68	6CE-85592-00	17 - 8	K0F-A3753-10	8 - 8	90109-06M81	44 - 4	90152-05M08	35 - 16
6Y8-82521-31	43 - 15		41 - 80	6P2-85780-00	6 - 11	K0F-A3753-20	8 - 8		44 - 15		37 - 16
6X6-8252V-00	40 - 67	6CB-82594-00	21 - 1	6CB-85790-00	21 - 18	K0F-A3753-30	8 - 8	90110-05039	35 - 21	90155-11002	5 - 27
	41 - 78	6X6-8259E-00	40 - 9	63P-85886-00	21 - 30	K0F-A3753-40	8 - 8		37 - 21	90159-06053	26 - 11
703-82532-00	46 - 4		41 - 22	6P2-85896-00	19 - 5	K0F-A3753-50	8 - 8	90111-06142	26 - 4	90167-06M00	42 - 12
	47 - 4	6X6-8259E-20	47 - 11	6CE-8591A-11	18 - 1	K0F-A3753-60	8 - 8		26 - 7	90170-09M05	39 - 10
6Y9-82532-20	43 - 7	6CE-8259M-00	22 - 12	6CE-8591A-20	18 - 1	K0F-A3753-70	8 - 8	90111-06144	26 - 3	90170-10009	35 - 11
6X6-82540-00	40 - 63	6X6-82716-00	47 - 12	6C5-86120-00	10 - 3	6CB-W0001-02	48 - 1		26 - 8		37 - 11
	41 - 74	68F-82846-00	20 - 29	6CB-86120-00	6 - 1	6CE-W0001-21	49 - 1	90111-08078	2 - 7	90170-14M06	39 - 6
6X6-82540-10	41 - 79	6X4-83383-00	42 - 5	6Y8-86260-12	42 - 2	6CE-W0078-01	1 - 20	90116-10041	35 - 9	90170-16M19	34 - 44
6X6-82545-00	40 - 66	703-83383-A0	46 - 7	6AA-86261-22	42 - 3		49 - 28		37 - 9		36 - 44
	41 - 77		47 - 7	6Y8-86267-00	42 - 1	6CE-W009A-02-9S	5 - 1	90119-06269	9 - 2	90170-30M18	34 - 39
6Y8-82553-01	43 - 1	6X4-83386-00	42 - 6	6Y9-87278-00	43 - 8	6CE-W009C-02-9S	5 - 11	90119-06M17	9 - 20		36 - 39
682-82556-00	46 - 6	6Y9-83512-00	43 - 6	63P-8A4L0-11	45 - 1	6CB-W1165-00	4 - 9		15 - 14	90171-18M04	35 - 32
	47 - 6	6Y9-83553-00	43 - 10	60V-8A4L1-16	44 - 1	6CB-W4624-00	8 - 27	90119-06M18	32 - 43		37 - 32
6P2-82560-01	21 - 19	6Y8-83553-01	43 - 13	63P-8A4L2-04	44 - 10	6CE-W8145-01	17 - 1	90119-06M56	18 - 6	90173-06001	26 - 9
6BR-82563-01	21 - 24	6Y9-83553-40	43 - 11	K0F-A3233-00	4 - 15	6AW-W9011-00	17 - 2		20 - 11	90179-06M28	5 - 41
6X6-82563-01	40 - 2	6E5-83558-00	32 - 36	K0F-A3741-00	8 - 5	90101-09M70	39 - 9	90119-06M61	25 - 33	90179-08003	22 - 2
	41 - 2	6Y9-8356N-01	43 - 9	K0F-A3742-00	8 - 6	90101-12047	28 - 42	90119-06MA3	18 - 14	90183-02M03	34 - 61
6X6-82563-40	41 - 26	6Y9-8356N-10	43 - 12	K0F-A3743-00	8 - 3		28 - 42	90119-07001	5 - 5		36 - 59
6X6-82563-50	41 - 71	63P-83614-01	21 - 27	K0F-A3751-00	8 - 8	90101-12M05	28 - 42		5 - 15	90183-061A6	26 - 10
6X6-82570-33	46 - 1		21 - 28	K0F-A3751-10	8 - 8		28 - 42	90119-07234	5 - 6	90185-05002	35 - 17
6X6-82570-40	47 - 1	6AW-83651-00	21 - 23	K0F-A3751-20	8 - 8	90101-14004	29 - 17		5 - 16		35 - 20
6X6-82570-60	47 - 9	6AW-8366B-01	44 - 2	K0F-A3751-30	8 - 8	90105-06035	6 - 3	90119-08020	9 - 3		37 - 17
6X6-82571-10	46 - 2		44 - 11	K0F-A3751-40	8 - 8		9 - 4	90119-08102	32 - 4		37 - 20
6X6-82571-10	47 - 2		45 - 2	K0F-A3751-50	8 - 8	90105-06037	3 - 28	90119-08168	27 - 3	90185-06M07	5 - 45
6X6-82571-20	47 - 10	63P-8366C-00	44 - 12	K0F-A3751-60	8 - 8		3 - 45	90119-08M14	34 - 26		27 - 12
6X6-82575-10	47 - 5		45 - 3	K0F-A3751-70	8 - 8		6 - 7		36 - 26	90185-09M01	38 - 6
688-82575-12	46 - 5	60V-8366D-00	44 - 3	K0F-A3751-80	8 - 8	90105-06039	25 - 34		49 - 38		39 - 11
6X6-82580-J0	40 - 49		44 - 14	K0F-A3751-90	8 - 8	90105-06151	3 - 18	90119-08M22	24 - 21	90185-14M00	29 - 18
6X6-82580-K0	41 - 57	69J-83672-11	29 - 1	K0F-A3751-A0	8 - 8		3 - 40	90119-08M32	34 - 29		29 - 28
6Y8-82582-11	40 - 52	6Y9-83710-13	43 - 5	K0F-A3751-B0	8 - 8		22 - 9		36 - 29	90185-22M11	28 - 20
	41 - 60	6X6-84301-00	40 - 15	K0F-A3751-C0	8 - 8	90105-06M07	3 - 13	90119-10007	32 - 27	90201-02M00	34 - 60
	43 - 4	6X6-84301-13	41 - 14	K0F-A3751-D0	8 - 8		5 - 22	90119-10008	35 - 13		36 - 58
6X6-82585-00	41 - 61	6Y8-8454G-00	42 - 11	K0F-A3751-E0	8 - 8	90105-06M08	12 - 9		37 - 13	90201-06068	27 - 11
6X6-82585-20	40 - 50	6P2-85075-00	19 - 6	K0F-A3751-F0	8 - 8	90105-08175	3 - 7	90119-10009	35 - 12	90201-06M02	32 - 40
	41 - 58	6Y8-85371-01	43 - 3	K0F-A3751-G0	8 - 8		5 - 28		37 - 12	90201-06M30	42 - 13
6X6-82585-60	40 - 51	64J-85516-00	18 - 4	K0F-A3751-H0	8 - 8	90105-08178	6 - 5	90119-10024	28 - 24	90201-10048	35 - 10
6X6-82585-70	41 - 59		20 - 9	K0F-A3751-J0	8 - 8	90105-08220	5 - 29		29 - 21		37 - 10
69J-82587-00	21 - 26	6CB-85516-00	17 - 17	K0F-A3751-K0	8 - 8	90105-08M61	34 - 81		29 - 32	90201-10M01	8 - 32
6CE-82588-00	20 - 6	6CB-85544-00	20 - 28	K0F-A3751-L0	8 - 8		36 - 77	90119-10038	35 - 9	90201-10M20	38 - 7

NUMERICAL INDEX
INDICE NUMERICO

PART NO. CODIGO N°	REF. NO.	PART NO. CODIGO N°	REF. NO.	PART NO. CODIGO N°	REF. NO.	PART NO. CODIGO N°	REF. NO.	PART NO. CODIGO N°	REF. NO.	PART NO. CODIGO N°	REF. NO.
90201-10M76	39 - 8	90387-06289	9 - 19	90464-09129	21 - 32	90465-11M10	29 - 34	92990-08600	41 - 11	93210-26658	48 - 6
90201-11008	27 - 24		15 - 16	90464-10011	10 - 34		32 - 37	92990-18200	35 - 31		48 - 14
90201-12064	27 - 4	90387-06M03	25 - 32	90464-10011	7 - 4		42 - 10		37 - 31	93210-27370	3 - 44
90201-12426	28 - 44	90387-06M43	26 - 13	90464-11012	10 - 32		44 - 5	92995-06100	11 - 7		48 - 18
90201-13M01	28 - 43	90387-07028	26 - 6	90464-11121	21 - 12		44 - 16	92995-06600	11 - 8	93210-33M49	34 - 10
90201-156J2	24 - 11	90387-08104	27 - 5	90464-12009	14 - 14	90465-11M59	7 - 16	92995-14600	29 - 19		36 - 10
90201-16032	29 - 15	90387-08M37	24 - 20	90464-12010	7 - 6	90465-13M24	21 - 6		29 - 29		49 - 16
90201-16M00	34 - 45	90387-08M45	2 - 10		10 - 13	90465-14M66	14 - 13	93101-28M16	34 - 31	93210-35321	29 - 8
	36 - 45	90387-10094	2 - 8		10 - 33		21 - 22		36 - 31	93210-37160	34 - 18
90201-186F1	5 - 8	90387-10M05	28 - 35	90464-12012	14 - 15	90467-08004	18 - 34		49 - 23		36 - 18
	5 - 18	90387-10M61	38 - 3		14 - 16	90467-08M18	18 - 20	93101-30002	34 - 70		49 - 20
90201-26M59	28 - 19	90387-11005	5 - 26		15 - 5	90467-090A0	10 - 11		36 - 67		49 - 32
90201-32008	34 - 75	90387-28013	29 - 26	90464-12183	20 - 13	90467-130A5	25 - 25		49 - 25	93210-64488	34 - 35
90201-40M00	29 - 6	90401-19001	3 - 37		21 - 14	90467-140A8	25 - 26	93101-30004	34 - 71		36 - 35
90201-41008	34 - 50	90430-06M03	5 - 23	90464-13227	22 - 10	90467-140A9	25 - 27		36 - 68		49 - 24
90201-62008	34 - 33	90430-08003	1 - 18	90464-13249	9 - 21	90468-18008	27 - 13		49 - 26	93210-66001	31 - 15
	36 - 33		34 - 6		18 - 9		27 - 17	93102-38008	8 - 26	93210-94003	34 - 17
90202-08M41	27 - 10		36 - 6		20 - 12	90480-06M19	16 - 4		48 - 11		36 - 17
90202-40M47	29 - 9		49 - 14	90464-16001	25 - 28	90480-10M23	9 - 18	93102-85008	4 - 4		49 - 19
90206-14N50	31 - 2	90430-14115	5 - 10	90464-18004	22 - 11		15 - 15		48 - 10		49 - 31
90206-15M18	24 - 12		44 - 13	90464-18246	21 - 13	90480-12314	17 - 16	93104-22M07	34 - 15	93211-02001	34 - 72
90214-30003	34 - 38		45 - 4	90464-20181	9 - 22		19 - 4		36 - 15		36 - 69
	36 - 38	90430-14M09	1 - 17		10 - 19	90480-13M24	26 - 12		49 - 18		49 - 27
90249-06M19	28 - 34		33 - 5		18 - 10	90480-14029	25 - 31		49 - 29	93306-209U0	34 - 66
90250-08M07	34 - 62		49 - 2		20 - 14	90480-15M31	17 - 15	93106-09014	34 - 11	93311-83280	34 - 3
	36 - 60	90445-07017	44 - 6		21 - 2	90480-16009	26 - 5		36 - 11		36 - 3
90280-04002	34 - 22		44 - 17		21 - 15	90480-22M81	24 - 19		49 - 17	93311-85894	34 - 46
	36 - 22	90445-07032	32 - 38	90464-20258	24 - 33	90501-10M77	34 - 56	93106-10001	34 - 11		36 - 47
	49 - 34	90445-09068	18 - 29	90464-23001	10 - 6		36 - 54		36 - 11	93315-43061	34 - 69
90282-05008	34 - 77	90445-09220	7 - 1	90464-26002	7 - 9	90506-16003	28 - 37		49 - 17		36 - 66
	36 - 73	90445-096H2	7 - 10		10 - 14	90506-22001	24 - 16	93106-19N50	30 - 5	93332-00048	36 - 64
90340-08002	34 - 4	90445-097F7	10 - 9		18 - 23	90560-12M01	38 - 4	93210-04279	42 - 9	93332-000A4	34 - 49
	36 - 4	90445-107A5	18 - 19	90464-99004	9 - 12	91318-05025	30 - 59	93210-064A5	30 - 51	93332-000A5	34 - 74
90340-14M06	5 - 9	90445-13M01	16 - 2	90465-08M83	28 - 15	91318-05040	30 - 64	93210-07003	32 - 48	93340-67011	34 - 52
	33 - 4	90445-14019	25 - 23		28 - 22	91490-40030	35 - 33		35 - 25		36 - 50
90340-18M09	5 - 7	90445-14021	25 - 14	90465-11M10	7 - 7		37 - 33		37 - 25	93341-440U5	36 - 71
	5 - 17	90445-16015	25 - 16		7 - 11	91690-30020	28 - 36		49 - 15	93399-99966	34 - 32
90386-08008	27 - 2	90446-15003	20 - 19		10 - 7	91690-40010	3 - 16	93210-08391	30 - 48		36 - 32
90386-10001	27 - 25		29 - 33		10 - 12	91809-08006	5 - 4	93210-09165	27 - 21	93399-999T6	31 - 3
90386-10M16	28 - 32	90447-07013	44 - 7		15 - 6		5 - 14		31 - 18	93410-10082	27 - 26
90386-11001	27 - 22		44 - 18		15 - 19	92990-05200	40 - 20	93210-16275	38 - 9	93410-18M05	28 - 41
90386-15M73	24 - 10	90462-06013	18 - 21		17 - 9		41 - 23	93210-17239	30 - 22	93410-37M04	29 - 11
90386-18M14	28 - 40	90462-10061	32 - 41		18 - 31	92990-05300	40 - 8	93210-19MJ3	33 - 20	93420-36M01	32 - 33
	30 - 24	90464-06001	21 - 5		18 - 32		41 - 9		49 - 4	93501-04011	34 - 57
90386-18M63	28 - 39	90464-07209	10 - 20		18 - 33	92990-06100	2 - 14	93210-24M79	3 - 42		36 - 55
90386-25M31	28 - 18	90464-08004	11 - 11		25 - 3	92990-06200	2 - 5		48 - 17	93501-08001	30 - 47
90386-39M89	29 - 7	90464-09013	7 - 5		25 - 24	92990-08600	2 - 9	93210-26658	3 - 8	93503-16003	30 - 37
90387-06285	17 - 14		10 - 15		28 - 21		40 - 10		33 - 15	93505-32038	30 - 13

NUMERICAL INDEX
INDICE NUMERICO

PART NO. CODIGO N°	REF. NO.	PART NO. CODIGO N°	REF. NO.	PART NO. CODIGO N°	REF. NO.	PART NO. CODIGO N°	REF. NO.	PART NO. CODIGO N°	REF. NO.	PART NO. CODIGO N°	REF. NO.
93505-32038	30 - 34	95895-06012	21 - 21	97595-05520	17 - 7						
93604-07M13	27 - 19		21 - 29	97595-06510	28 - 6						
93604-35236	30 - 60		24 - 18	97595-06510	28 - 23						
93605-10108	8 - 10		24 - 27	97595-06516	9 - 17						
	8 - 12		24 - 29		20 - 34						
	8 - 14		24 - 31		44 - 9						
	8 - 16	95895-06014	5 - 39		44 - 20						
93606-12019	3 - 3		15 - 21	97595-06520	19 - 7						
	3 - 4		24 - 4	97595-06525	28 - 4						
	4 - 3	95895-06016	6 - 9	97595-06610	20 - 16						
	34 - 25		10 - 17	97595-08520	34 - 37						
	36 - 25		15 - 17		36 - 37						
	49 - 37		20 - 7	97780-50145	40 - 47						
93606-19M23	32 - 22		21 - 17		41 - 55						
93608-16M16	32 - 7		21 - 34	97780-50620	20 - 32						
	32 - 28		22 - 7	97780-60516	2 - 4						
	32 - 46		25 - 12	97780-60520	25 - 22						
	33 - 3		33 - 21	97780-60620	42 - 7						
	34 - 48	95895-06020	9 - 13	97880-06035	42 - 12						
	35 - 8		17 - 13	97885-06010	28 - 10						
	36 - 49		18 - 2		28 - 13						
	37 - 8		20 - 5	97980-06216	42 - 4						
93700-06M03	28 - 14		21 - 11	97985-04308	22 - 3						
	28 - 26		32 - 10	97985-06212	28 - 8						
94702-00400	1 - 8	95895-06025	18 - 15		28 - 16						
	5 - 46		19 - 2	97985-06216	29 - 2						
95022-06035	17 - 10	95895-06030	5 - 32	98507-04008	13 - 39						
95023-06012	18 - 22		5 - 36	98580-04010	40 - 22						
95027-06025	3 - 27		17 - 11		41 - 27						
95380-05600	40 - 48	95895-08012	24 - 15	98580-05014	40 - 7						
	41 - 56	95895-08016	20 - 2		41 - 8						
95380-06600	2 - 15		20 - 37	98580-05025	41 - 47						
	10 - 4		20 - 38	98580-05060	40 - 47						
95380-12600	28 - 45	95895-08025	5 - 24		41 - 55						
95380-14700	39 - 7	97075-06020	11 - 6	98780-06530	3 - 31						
95780-06300	42 - 14	97095-06010	28 - 29	98780-06550	3 - 35						
95780-08300	2 - 11		32 - 39	99001-08600	34 - 13						
95780-10300	29 - 4	97095-06012	32 - 31		36 - 13						
95812-06025	33 - 8	97513-06520	20 - 17	99001-09600	34 - 13						
95814-08020	20 - 3	97513-08545	22 - 1		36 - 13						
95875-06025	27 - 23	97575-06525	27 - 15	99002-03600	30 - 40						
	27 - 28	97575-08535	32 - 21	99009-47500	34 - 51						
95875-06040	33 - 14		33 - 2	99530-08012	17 - 6						
95875-08030	9 - 1	97575-08560	32 - 15	99530-14016	8 - 30						
95875-08060	11 - 4	97575-10535	32 - 6								
95895-06010	32 - 35	97575-10545	32 - 5								
95895-06012	18 - 8	97575-10570	35 - 13								
	21 - 4		37 - 13								